

# LRS SERIES Outdoor Lighting

LRS-MC-MCT5-P-BK  
MINI-CONE OUTDOOR WALL SCONCE WITH PHOTOCELL, 5" HEIGHT

**MCT** Multi Power/Wattage (Selectable)

**WESTGATE**  
THE FUTURE IS HERE...AND IT'S QUITE BRIGHT!

Customer Name: \_\_\_\_\_

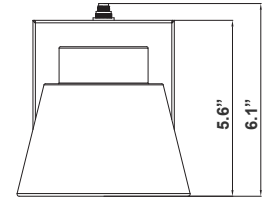
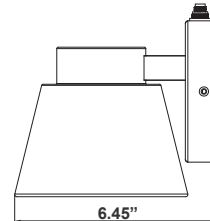

Project Name: \_\_\_\_\_

Note: \_\_\_\_\_

Type: \_\_\_\_\_



Avail. Finishes:



LED Seaside Outdoor Wall Lantern with aluminum housing & powder-coated finish, acrylic diffuser. Ideal for general site lighting, residential buildings, doorway, pathway and parking areas.

**5 1/2" (W) x 6.1" (H) x 6.45" (D)**  
**Back Plate 5" (Diameter)**

## Features

- Aluminum Housing and Steel Back Plate
- Frosted Glass Lens
- 7-Year Warranty
- Multi CCT Switch is Inside Fixture

## Technical Specifications

### Electrical:

- Voltage: 120V AC 60Hz
- Wattage: 10W
- Power Factor: >0.90
- Efficacy: 70 LPW

### Mechanical:

- Photocell Included
- Powder Coated Finish With Glass Cover
- Frosted Glass Lens
- Operating Temperature: -22°F to 104°F
- Wet Location
- 7-Year Warranty
- IP42, Suitable for outdoor use

### Lighting:

- Total Lumens: 700LM
- Color Temperatures: 2700K/3000K/3500K/4000K/5000K
- Color Rendering Index: CRI ≥ 80
- Beam Angle: 90° x 110°
- Rated life: 70,000 Hrs

### Applications:

- LED Seaside Outdoor Wall Lantern with aluminum housing & powder-coated finish, acrylic diffuser. Ideal for general site lighting, residential buildings, doorway, pathway and parking areas.

### Other Models:

- 10W | 700LM | LRS-MC-MCT5-P-WH
- 10W | 700LM | LRS-MC-MCT5-P-BN
- 10W | 700LM | LRS-MC-MCT5-P-BR

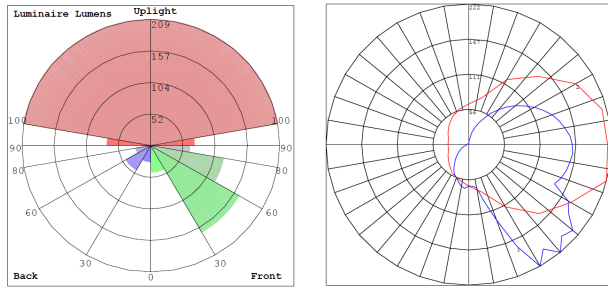


Phone: (877) 805-2252 | Fax: (877) 805-2252  
www.westgatemfg.com

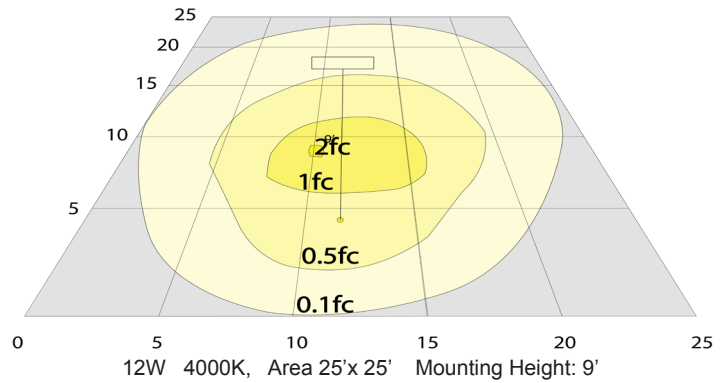


WG-02022020

## Photometrics: LRS-MC-MCT5-P-BK



BUD Rating: B0-U3-G1




## Other Views:



Side View



Front View



Night View

## Performance Table: LRS-MC-MCT5-P-BK

MODEL NO.	Wattage	Voltage	Lumens	Color Temp.	BUG Rating	LPW
LRS-MC-MCT5-P-BK	10W	120V	700LM	2700K 3000K 3500K 4000K 5000K	B0-U3-G1	70


## Sample Ordering

Model	Style	Color Temp.	Photocell	Housing				
LRS	-	MC	-	MCT5	-	P	-	BK

## Factory-Installed Options:

Blank = No Option For Accessories  
OPT-EM-LRS-MC = EXTERNAL BACK BOX

## FACTORY-INSTALLED OPTIONS:



OPT-EM-LRS-MC

## Other Model:



LRS-MC-MCT5-P-WH



LRS-MC-MCT5-P-BR

