

LRS SERIES Outdoor Lighting

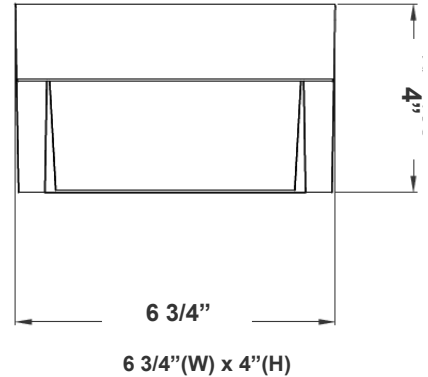
LRS-F-MCT-C90-WH



Customer Name: _____

Project Name: _____

Note: _____ Type: _____



LED Non-Cutoff Wall Pack with Photocell is ideal for general site lighting, loading docks, doorway, pathway and parking areas.

Features

- Back plate: Die-cast aluminum
- Polycarbonate Lens
- 5 Year Warranty
- Multi CCT Switch is Inside Fixture

Technical Specifications

Electrical:

- Voltage: 120V AC 60Hz
- Wattage: 12W
- Power Factor: >0.90
- Efficacy: 54 LPW

Lighting:

- Total Lumens: 650LM
- Color Temperatures: 3000K/ 4000K/ 5000K
- Color Rendering Index: CRI ≥ 90
- Beam Angle: 90° x 110°
- Rated life: 0,000 Hrs

Mechanical:

- Back plate: Die-Cast Aluminum with Mounting/Gasket Installed
- Polycarbonate Lens
- Operating Temperature: -4°F to 104°F
- Wet Location
- 5 Year Warranty
- IP44

Applications:

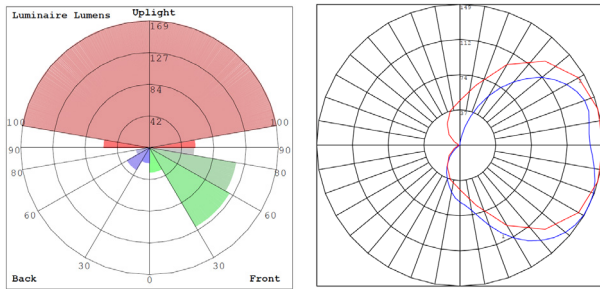
- Ideal for general site lighting, loading docks, doorway, pathway and parking areas.

Other Models:

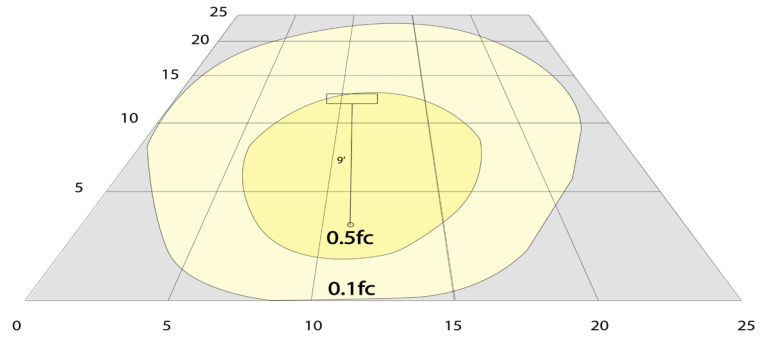
- 12W | 650LM | LRS-F-MCT-C90-BK
- 12W | 650LM | LRS-F-MCT-C90-MGBR



Photometrics: LRS-F-MCT-C90-WH



BUD Rating: B0-U3-G1



Area 25'x 25' Mounting Height: 9'

Other Views:



Side View



Front View



Back View

Performance Table: LRS-E-MCT-C90-WH

MODEL NO.	Wattage	Voltage	Lumens	Color Temp.	BUG Rating	LPW
LRS-F-MCT-C90-WH	12W	120V	650LM	3000K 4000K 5000K	B0-U3-G1	54

Sample Ordering

Model	Color Temp.	CRI	Housing
LRS - F - MCT - C90 - WH			

Other Models:



LRS-F-MCT-C90-BK



LRS-F-MCT-C90-MGBR

