

LRD SERIES RESIDENTIAL LIGHTING

LRD-10W-MCT5-4WTRPH
4" LED ARCHITECTURAL WINGED PIN HOLE RECESSED LIGHTS
MCT Multi Color Temperature (Selectable)


WESTGATE
THE FUTURE IS HERE...AND IT'S QUITE BRIGHT!

Customer Name: _____

Project Name: _____

Note: _____

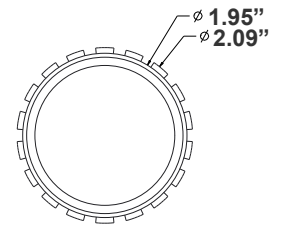
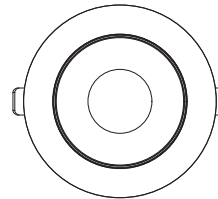

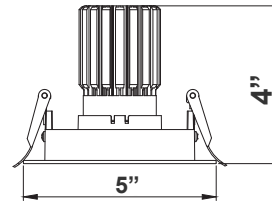
Type: _____



WHITE



BLACK



6 3/5" (H) X 5" (D)
Box Dimensions:
5-1/4" x 1-5/8" x 1-1/8"
Junction Area Dimensions:
2-1/16" x 1-5/8" x 1-1/8"

Ideal for New as well as old residential and commercial constructions.

Features

- 4" LED Pin Hole Recessed Trim
- Die-Cast Aluminum With White Powder Coat Finish
- 5-Year Warranty
- Junction Box Included Wwith Fixture

Technical Specifications

Electrical:

- Voltage: 120VAC
- Wattage: 10W
- Power Factor: >0.90
- Efficacy: Up to 70 LM/W

Mechanical:

- Up to 9 AWG18 Wires
- Die-cast Aluminum With White Powder Coat Finish
- Clear Glass Lens
- Junction Box Rated Up to 9 AWG18 Wires
- Type IC Rated: Approved for Direct Contact With Insulation
- Operating Temperature: 104°F
- Air-Tight and Type IC Rated: No housing Required
- Damp Location Approved
- 5-Year Warranty

Lighting:

- Multi CCT (Selectable Switch On The Back Of The Driver)
- Dimming: Dimmable Down to 10% Using Standard TRIAC LED Dimmer
- Total Lumens: 700LM
- Color Temperature: 2700K/3000K/3500K/4000K/5000K
- Color Rendering index: >90
- Beam Angle: 10°
- Lifespan: 50,000 Hrs.

Applications:

- Ideal for New as well as old residential and commercial constructions.

Other Models:

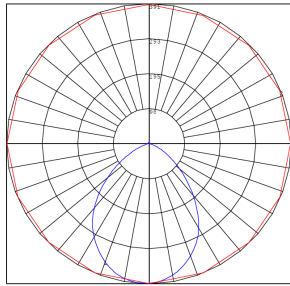
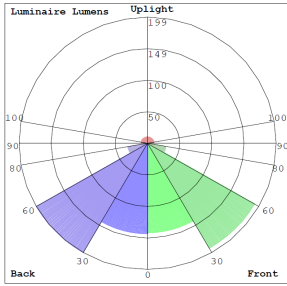
- 7W | 490LM | LRD-10W-MCT5-4WTRPH-WH/BK



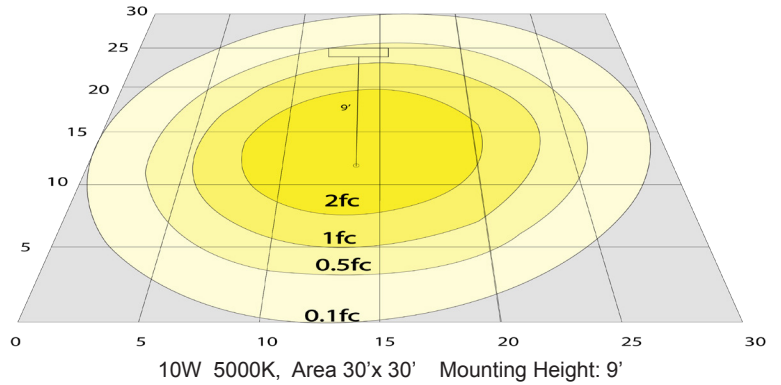
Phone: (877) 805-2252 | Fax: (877) 805-2252
www.westgatemfg.com



Photometrics: LRD-10W-4WTRPH



BUG Rating: B1-U2-G0



10W 5000K, Area 30'x 30' Mounting Height: 9'

Other Views:



LRD-WTR4PH-WH



LRD-EGN-10W-MCT5-D



LRD-10W-MCT5-4WTRPH-WH



LRD-WTR4PH-BK



LRD-EGN-10W-MCT5-D



LRD-10W-MCT5-4WTRPH-BK

Performance Table: LRD-10W-4WTR

MODEL NO.	Wattage	Voltage	Lumens	Color Temp.	BUG Rating	LPW
LRD-10W-MCT5-4WTRPH	10W	120V	700LM	2700K	B1-U2-G0	70
				3000K		
				3500K		
				4000K		
				5000K		

Accessory:

Blank = No Option For Accessories
 LRD-FGL = LRD SERIES FROSTED GUASS LENS
 RSL4-RI-13 = 4" ROUND ROUGH-IN PLATE, 13" LONG
 RSL4-RI = 4" ROUND ROUGH-IN PLATE, 26" LONG

Accessory:



LRD-FGL



RSL4-RI-13
4" Round Rough-in Plate,
13" Long



RSL4-RI
4" Round Rough-in Plate,
26" Long

Sample Ordering

Model **Wattage** **Color Temp.** **Size** **Housing**
 LRD - 10W - MCT5 - 4WTRPH -
 WH = WHITE
 BK = BLACK

