

# LPSB SERIES Commercial Lighting

LPSB-1X4-26-40W-MCTP5-D

POWER & CCT ADJUSTABLE LED SURFACE MOUNT PANELS

**MCTP** Multi Color Temperature & Multi Power/Wattage (Selectable)


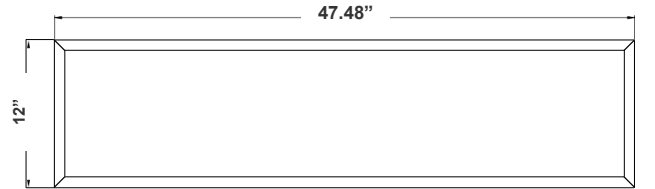

**WESTGATE**  
THE FUTURE IS HERE...AND IT'S QUITE BRIGHT!

Customer Name: \_\_\_\_\_

Project Name: \_\_\_\_\_

Note: \_\_\_\_\_

Type: \_\_\_\_\_



Surface Mount Panel Light – A sleek, ultra-thin LED panel designed for easy installation with a sturdy mounting bracket for secure and seamless surface mounting. Features multi-CCT, multi-wattage, 0-10V dimming, and high-efficiency illumination. Perfect for offices, retail, and commercial spaces.

**47.48"(W) x 12"(H) x 1.18"(D)**

## Features

- 5-Year Warranty
- White Finish
- 50,000 Hours Rated Life
- Lens: Polycarbonate
- Multi Color Temperature & Power (selectable switch on back of fixture)

## Technical Specifications

### Electrical:

- Voltage: 120-277V AC 50/60Hz
- Wattage: 26W/32W/40W
- Power Factor: >0.97
- Efficacy: 110LPW
- THD: <20%

### Mechanical:

- White Finish
- Cold-Rolled Steel, 2.6" thickness
- Earthquake Hooks Built into the Housing
- Operating Temperature: -13°F ~ 104°F
- Lifespan: 50,000 hrs

### Lighting:

- Multi Color Temperature (selectable switch on back of fixture)
- Dimmable: 0~10V Dimming
- Total Lumens: 4400LM Max.
- Color Temperatures: 3000K/3500K/4000K/5000K/6500K
- Color Rendering Index: CRI ≥ 80

### Applications:

- Offices & Conference Rooms
- Retail Stores & Showrooms
- Schools & Educational Facilities
- Hospitality & Hotels
- Commercial & Industrial Spaces

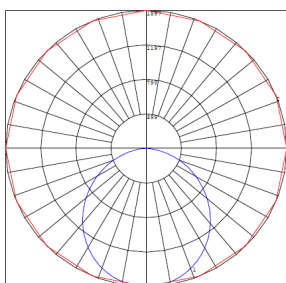
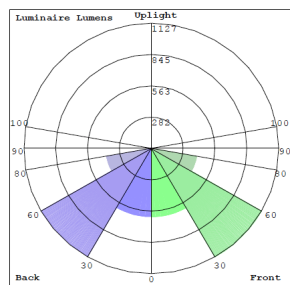


Phone: (877) 805-2252 | Fax: (877) 805-2252  
www.westgatemfg.com |

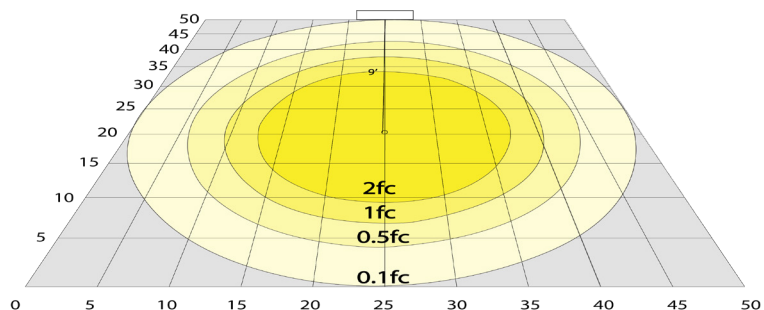


WG-02162022

## Photometrics: LPSB-1X4-26-40W-MCTP5-D



BUG Rating: B2-U1-G1




40W 5000K, Area 50'x 50' Mounting Height: 9'


## Other Views:



Side View



Front View



Back View

## Performance Table: LPSB-1X4-26-40W-MCTP5-D

MODEL NO.	Wattage	Voltage	Lumens	Color Temp.	BUG Rating	LPW
LPSB-1X4-26-40W-MCTP5-D	26W 32W 40W	120~277V	2860LM 3520LM 4400LM	3000K 3500K 4000K 5000K 6500K	B2-U1-G1	110

## Sample Ordering

Model	Size	Min	Max.	Watt	Watt/Color Temp.	Dimming
LPSB	1X4	26	40W	MCTP	D	

## Factory-Installed Options:

Blank = No Option For Accessories  
 OPT-EM-LPS = EMERGENCY EXTERNAL BACKUP BATTERY  
 OPT-FWH-63= 6FT 3-WIRE WHIP  
 OPT-FWH-65= 6FT 5-WIRE WHIP  
 OPT-FWH-66= 6FT 6-WIRE WHIP

## FACTORY-INSTALLED OPTIONS:



OPT-EM-LPS



OPT-FWH-63  
 OPT-FWH-65  
 OPT-FWH-66

