

LPS SERIES

Commercial Lighting

LPS-1X4-20-40W-MCTP-D

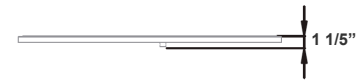
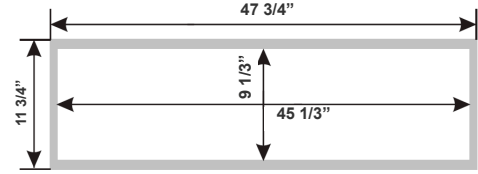

WESTGATE
THE FUTURE IS HERE...AND IT'S QUITE BRIGHT!

Customer Name: _____

Project Name: _____

Note: _____

Type: _____



47 3/4" (W) x 11 3/4" (H) x 1 1/5" (D)

7KV BRU FRPPHUFDO OKWOL BDO IRU KRWHO V RI EHV retail outlets, restaurants, parking garages, storage rooms, conference rooms, education facilities, and more.

Features

- 5-Year Warranty
- White Finish
- 50,000 Hours Rated Life
- Lens: Polycarbonate
- Multi Color Temperature & Power (selectable switch on back of fixture)

Technical Specifications

Electrical:

- Voltage: 120-277V AC 50/60Hz
- Wattage: 40W/33W/20W
- Power Factor: >0.97
- Efficacy: 100LPW
- THD: <20%

Mechanical:

- White Finish
- Cold-Rolled Steel, 2.6" thickness
- Earthquake Hooks Built into the Housing
- Operating Temperature: -13°F ~ 104°F
- Lifespan: 50,000 hrs

Lighting:

- Multi Color Temperature (selectable switch on back of fixture)
- Dimmable: 0~10V Dimming
- Total Lumens: 4000LM/3300LM/2000LM
- Color Temperatures: 3000K/4000K/5000K
- Color Rendering Index: CRI ≥ 80

Applications:

- ,BDOIRUKRWHORIEHVUHWDDRWOHWVUHVWDDW parking garages, storage room, conference room, education facilities and more.

Other Models:

- 40W | 4000LM | LPS-2X2-20-40W-MCTP-D
- 50W | 5000LM | LPS-2X4-30-50W-MCTP-D

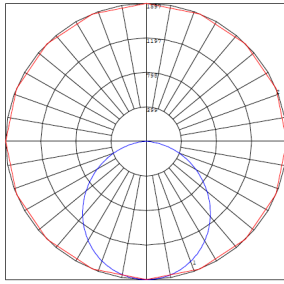
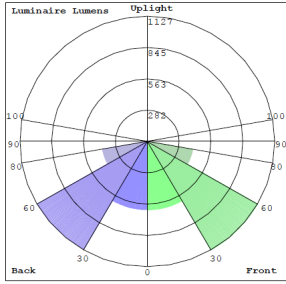


Phone: (877) 805-2252 | Fax: (877) 805-2252
www.westgatemfg.com |

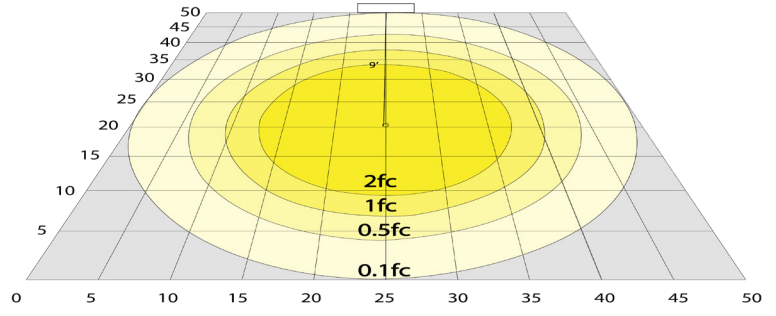


WG-02162022

Photometrics: LPS-1X4-20-40W-MCTP-D



BUG Rating: B2-U1-G1




40W 5000K, Area 50'x 50' Mounting Height: 9'


Other Views:



Side View



Front View



Back View

Performance Table: LPS-1X4-20-40W-MCTP-D

MODEL NO.	Wattage	Voltage	Lumens	Color Temp.	BUG Rating	LPW
LPS-1X4-20-40W-MCTP-D	40W	120~277V	4000LM	3000K 4000K 5000K	B2-U1-G1	100
	33W		3300LM			
	20W		2000LM			

Sample Ordering

Model Size Min Max.Watt Watt/Color Temp.Dimming

LPS - 1X4 - 20 - 40W - MCTP - D

Accessories:

Blank = No Option For Accessories
LPS-JBOX = JUNCTION BOX FOR 1 X 4, 2 X 2, 2 X 4 LPS T-BAR INSTALLATION

Factory-Installed Options:

Blank = No Option For Accessories
OPT-EM-AC2EXT = EMERGENCY EXTERNAL BACKUP BATTERY
OPT-FWH-63= 6FT 3-WIRE WHIP
OPT-FWH-65= 6FT 5-WIRE WHIP
OPT-FWH-66= 6FT 6-WIRE WHIP

ACCESSORIES:



LPS-JBOX

FACTORY-INSTALLED OPTIONS:



OPT-EM-AC2EXT



OPT-FWH-63
OPT-FWH-65
OPT-FWH-66

Example:

- LPS-1X4-20-40W-MCTP-D (FOR LPS 1X4 MCTP FIXTURE 120-277V)
- LPS-1X4-20-40W-MCTP-D LPS-JBOX (FOR LPS 1X4 MCTP FIXTURE 120-277V)
(JUNCTION BOX FOR 1 X 4, 2 X 2, 2 X 4 LPS T-BAR INSTALLATION)
- LPS-1X4-20-40W-MCTP-D LPS-JBOX OPT-EM-AC2EXT (FOR LPS 1X4 MCTP FIXTURE 120-277V)
(JUNCTION BOX FOR 1 X 4, 2 X 2, 2 X 4 LPS T-BAR INSTALLATION)
(6FT 6-WIRE WHIP)

