

LPNP SERIES Commercial Lighting

LPNP-1X4-4KLM-MCTP
PREMIUM FLAT PANELS

MCTP Multi Color Temperature & Multi Power/Wattage (Selectable)

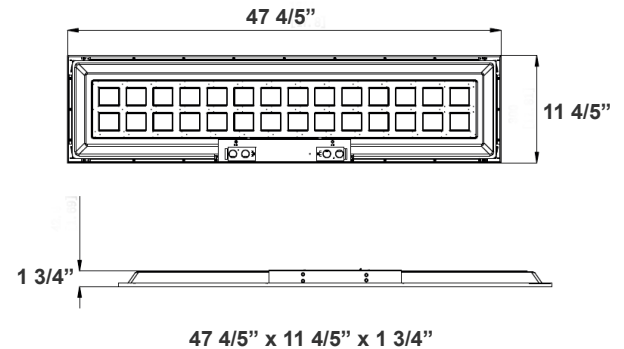
WESTGATE
THE FUTURE IS HERE...AND IT'S QUITE BRIGHT!

Customer Name: _____

Project Name: _____

Note: _____

Type: _____



This indoor commercial lighting is ideal for hotels, offices, retail outlets, restaurants, parking garages, storage rooms, conference rooms, education facilities, and more.

Features

- Soft and Wide Light-Emitting
- 50,000 Hours Rated Life
- No infrared rays, No Ultraviolet Radiation, No Thermal Effect
- Earthquake H and Suspension Hooks Pre-Installed
- No Flickering, No Humming, No RF Interference
- Multi Color Temperature & Multi Power (Selectable Switch on Back of Fixture)

Technical Specifications

Electrical:

- Voltage: AC120V-277V 50/60Hz
- Wattage: 20W/30W/35W
- Fixture Operating Voltage: 36VDC
- Rated Input Current (mA): 337/ 253/ 168mA
- Total Harmonic Distortion: $\leq 20\%$
- Power Factor: >0.90
- Efficacy: 125 LPW

Mechanical:

- White Finish
- Earthquake Hooks and Suspension Hooks pre-installed
- External Driver Mounted On Top
- Operating Temperature: $-68^{\circ}\text{F} \sim 104^{\circ}\text{F}$
- Surge Protector: 1KV
- Rated life: 50,000 hrs

Lighting:

- Dimmable: 0~10V Dimming
- Total Lumens: 4375LM Max
- Color Temperatures: 3500K/4000K/5000K
- Multi CCT & Multi Power (selectable switch on back of fixture)
- Color Rendering Index: CRI ≥ 80
- 5-Year Warranty
- Beam Angle: 110°

Applications:

- Ideal for hotel, offices, retail outlets, restaurant, parking garages, storage room, conference room, education facilities and more

Other Models:

• 35W | 4375LM | LPNP-2X2-4KLM-MCTP

• 40W | 5000LM | LPNP-2X4-5KLM-MCTP

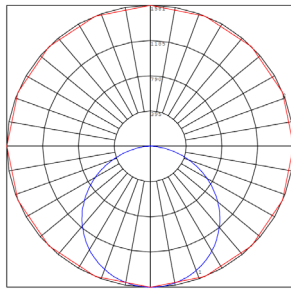
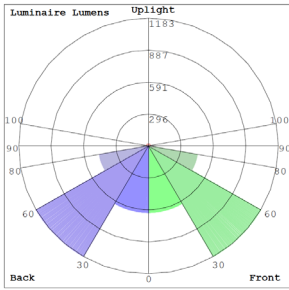


Phone: (877) 805-2252 | Fax: (877) 805-2252
www.westgatemfg.com |

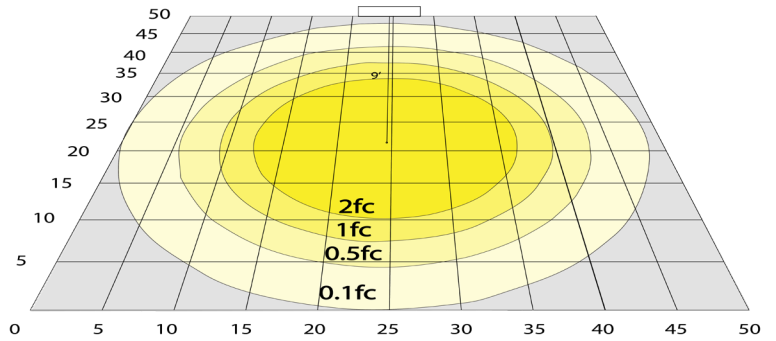


WG-10192023

Photometrics: LPNP-1X4-4KLM-MCTP



BUD Rating: B2-U2-G1




Simulation Based on 4000K Area 50' x 50' Mounting Height: 9'

Other Views:



Side View



Front View



Back View

Performance Table: LPNP-1X4-4KLM-MCTP

MODEL NO.	Wattage	Voltage	Lumens	Color Temp.	BUG Rating	LPW
LPNP-1X4-4KLM-MCTP	20W 30W 40W	120~277V	2500LM 3750LM 4375LM	3500K 4000K 5000K	B2-U2-G1	125

Sample Ordering

Model	Size	Lumen	Watt/Color Temp.
LPNP	1X4	4KLM	MCTP

Accessories:



Blank = No Option For Accessories
 LPNG-RMK-1X4 = RECESSED MOUNTING FLANGE (FRAME-IN) KIT FOR INSTALLATION IN HARD SURFACES
 LPNG-SRFC-1X4 = SURFACE MOUNTING KIT FOR LPNG-1X4
 WEC-2DLH-22 = DAYLIGHT HARVESTING
 WEC-2CPDR-3 = MOTION SENSOR
 WEC-3RC=OPTIONAL REMOTE CONTROL

Factory-Installed Options:



Blank = No Option For Accessories
 OPT-EM-LP= EXTERNAL EMERGENCY BACKUP BATTERY
 OPT-FWH-63= 6FT 3-WIRE WHIP
 OPT-FWH-65= 6FT 5-WIRE WHIP
 OPT-FWH-66= 6FT 6-WIRE WHIP

Packaging Info:

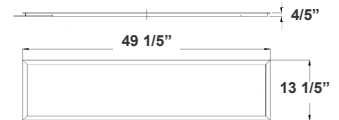
	QTY	UOM	L (IN)	W (IN)	D (IN)	Weight (LBS)
Master Carton	4	Case	6.38	13.47	49.1	23.59

NO PARTIAL. MUST BUY IN MASTER PKG. QTY.

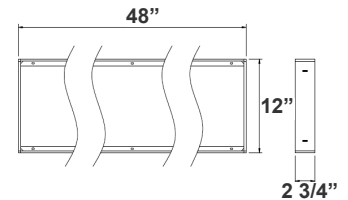
ACCESSORIES and MOUNTING KIT:



LPNG-RMK-1X4



LPNG-SRFC-1X4



WEC-2CPDR-3



WEC-3RC



WEC-2DLH-22

FACTORY-INSTALLED OPTIONS:



OPT-EM-LP



OPT-FWH-63
 OPT-FWH-65
 OPT-FWH-66

