

LPNG SERIES Commercial Lighting

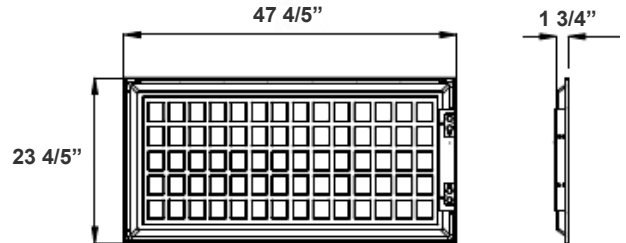
LPNG-2X4-RGBW
RGBW LED PANEL LIGHTS, WESTGATE APP OR REMOTE CONTROL

Customer Name: _____

Project Name: _____

Note: _____

Type: _____



47.8"(L) x 23 4/5"(H) x 1 3/4"(D)

This indoor commercial LED Blacklit panel light is ideal for hotels, offices, retail outlets, restaurants, parking garages, storage rooms, conference rooms, education facilities, and more.

Features

- Soft and Wide Light-Emitting
- 50,000 Hours Rated Life
- No infrared rays, No Ultraviolet Radiation, No Thermal Effect
- Earthquake hooks and Suspension Hooks Pre-Installed
- No flickering, No humming, No RF interference

Technical Specifications

Electrical:

- Voltage: AC120V-277V 50/60Hz
- Power Factor: >0.90
- Wattage: 30W/ 40W/ 50W
- Efficacy: 110 LPW
- Fixture Operating Voltage: 36VDC
- Rated Input Current (mA): 420/ 337/ 253mA
- Total Harmonic Distortion: ≤ 20 %
- Bluetooth Connection Range: Approximately 30 feet (10 meters). Maximum Communication Range Will Vary Depending On Obstacles (Person, Metal, Wall, etc.) Or Electromagnetic Environment

Mechanical:

- White Finish
- Earthquake Hooks and Suspension Hooks pre-installed
- External driver mounted on top
- Operating Temperature: -68°F~104°F
- Surge Protector: 1KV, 2.5KV
- 5-Year Warranty

Lighting:

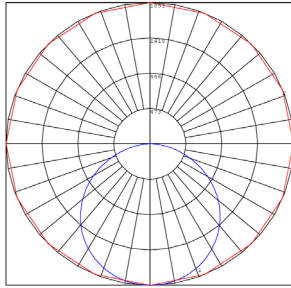
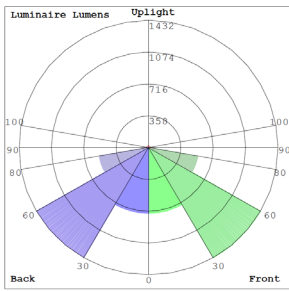
- Total Lumens: 3300LM/ 4400LM/ 5500LM
- Color Temperatures: RGBW
- Color Rendering Index: CRI ≥ 80
- Beam Angle: 110°
- Rated life: 50,000 hrs

Applications:

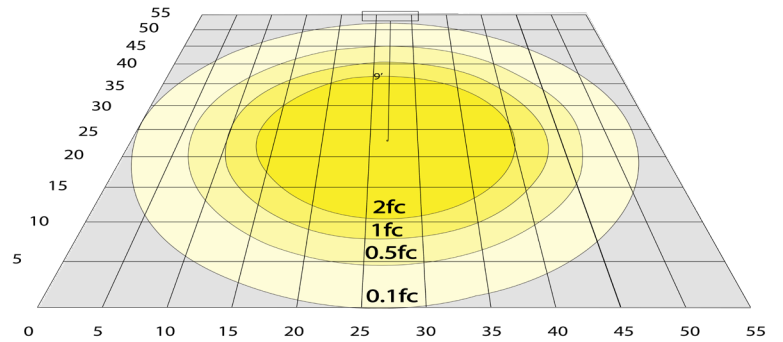
- Ideal for hotel, offices, retail outlets, restaurant, parking garages, storage room, conference room, education facilities and more.



Photometrics: LPNG-2X4-RGBW



BUD Rating: B2-U2-G1




Area 55'x 55' Mounting Height: 9'

Other Views:



Side View



Front View



Back View



Switch View

Performance Table: LPNG-2X4-RGBW

MODEL NO.	Wattage	Voltage	Lumens	Color Temp.	BUG Rating	LPW
LPNG-2X4-RGBW	30W 40W 50W	120~277V	3300LM 4400LM 5500LM	RGBW	B2-U2-G1	110

Sample Ordering

Model Size Watt/Color Temp.

LPNG - 2X4 - RGBW

Accessories:

Blank = No Option For Accessories

TC-RGBW-RC = OPTIONAL REMOTE CONTROL COMPATIBLE WITH WESTGATE SMART APP CONTROL DEVICES, ALLOWING EASY MANAGEMENT OF RGBW LIGHTING SETTING REMOTELY

LPNG-RMK-2X4 = RECESSED MOUNTING FLANGE (FRAME-IN) KIT FOR INSTALLATION IN HARD SURFACES

LPNG-SRFC-2X4 = SURFACE MOUNTING KIT FOR LPNG-2X4

Factory-Installed Options:

Blank = No Option For Accessories

OPT-EM-LP = EXTERNAL EMERGENCY BACKUP BATTERY

OPT-FWH-63 = 6FT 3-WIRE WHIP

OPT-FWH-65 = 6FT 5-WIRE WHIP

OPT-FWH-66 = 6FT 6-WIRE WHIP

OPT-HBC-125TL-BK = 8FT, 15A, 125V, BLACK

OPT-FWH-66 = 6FT 6-WIRE WHIP

OPT-HBC-277TL-BK = 8FT, 15A, 277V, BLACK

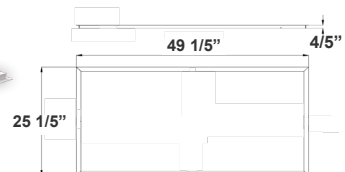
OPT-HBC-125SB-BK = 10FT, 15A, 125V, 18/3STR

OPT-SEN-2MDR-36 = PROGRAMMABLE MICROWAVE BI-LEVEL

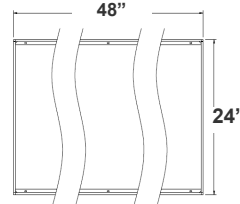
ACCESSORIES and MOUNTING KIT:



LPNG-RMK-2X4




LPNG-SRFC-2X4



2 3/4" TC-RGBW-RC

FACTORY-INSTALLED OPTIONS:



OPT-EM-LP



OPT-FWH-63

OPT-FWH-65

OPT-FWH-66



Westgate Smart
Download the Smart life App



- For Setting Up The Light(s), Initial Internet Connection or Mobile Data Is Required.
- After the Initial Setup, Internet Connection is not Necessary Anymore. The lights Can Be Controlled with The Mobile App on The Phone or Tablet. Features Such as Dimming, Changing Colors, Lights Scenes, etc.
- Scheduling Feature Requires Internet Connection.
- Bluetooth Devices Need a Gateway (Sold Separately) In Order to Connect to WiFi Network (Internet)

WESTGATE

