


LPNG SERIES Commercial Lighting

LPNG-2X4-MCTP4-BK

MCTP Multi Color Temperature & Multi

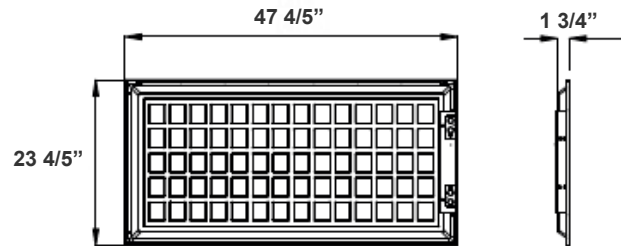


Customer Name: _____

Project Name: _____

Note: _____

Type: _____



47.8"(L) x 23 4/5"(H) x 1 3/4"(D)

This indoor commercial LED Blacklit panel light is ideal for hotels, offices, retail outlets, restaurants, parking garages, storage rooms, conference rooms, education facilities, and more.

Features

- Soft and Wide Light-Emitting
- 50,000 Hours Rated Life
- No infrared rays, No Ultraviolet Radiation, No Thermal Effect
- Earthquake hooks and Suspension Hooks Pre-Installed
- No flickering, No humming, No RF interference
- Multi Color Temperature & Multi Power (Selectable Switch on Back of Fixture)

Technical Specifications

Electrical:

- Voltage: AC120V-277V 50/60Hz
- Power Factor: >0.90
- Wattage: 30W/40W/50W
- Efficacy: 110 LPW
- Fixture Operating Voltage: 36VDC
- Rated Input Current (mA): 420/ 337/ 253mA
- Total Harmonic Distortion: ≤ 20 %

Mechanical:

- Black Finish
- Earthquake Hooks and Suspension Hooks pre-installed
- External driver mounted on top
- Operating Temperature: -68°F~104°F
- Surge Protector: 1KV
- Rated life: 50,000 hrs

Lighting:

- Dimmable: 0~10V Dimming
- Total Lumens: 3300LM/4400LM/5500LM
- Color Temperatures: 3000K/3500K/ 4000K/ 5000K
- Multi CCT & Multi Power (selectable switch on back of fixture)
- Color Rendering Index: CRI ≥ 80
- 5-Year Warranty
- Beam Angle: 110°

Applications:

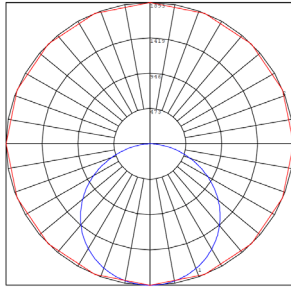
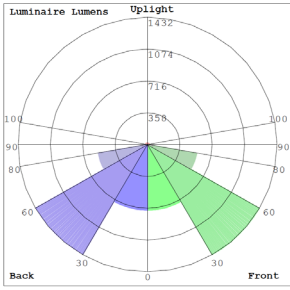
- Ideal for hotel, offices, retail outlets, restaurant, parking garages, storage room, conference room, education facilities and more.

Other Models:

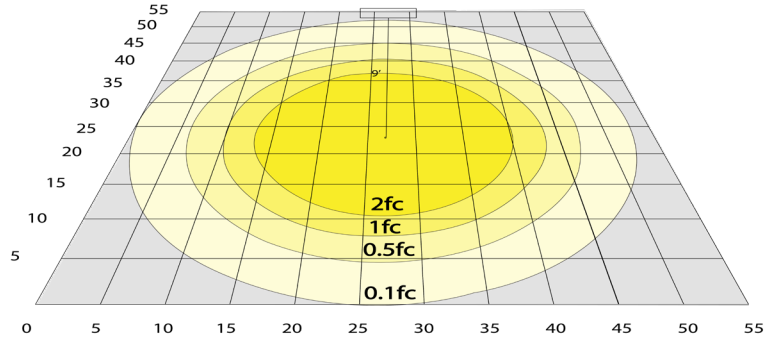
• 40W | 4400LM | LPNG-1X4-MCTP4-BK • 40W | 4400LM | LPNG-2X2-MCTP4-BK



Photometrics: LPNG-2X4-MCTP4-BK



BUD Rating: B2-U2-G1



Simulation Based on 4000K Area 55'x 55' Mounting Height: 9'


Other Views:



Side View



Front View



Back View



Switch View

Performance Table: LPNG-2X4-MCTP4-

MODEL NO.	Wattage	Voltage	Lumens	Color Temp.	BUG Rating	LPW
LPNG-2X4-MCTP4-BK	30W 40W 50W	120~277V	3300LM 4400LM 5500LM	3000K/3500K/4000K/5000K	B2-U2-G1	110

Sample Ordering

Model Size Watt/Color Temp.Finish

LPNG - 2X4 - MCTP4 - BK

Accessories:



- Blank = No Option For Accessories
- LPNG-RMK-2X4 = RECESSED MOUNTING FLANGE (FRAME-IN) KIT FOR INSTALLATION IN HARD SURFACES
- LPNG-SRFC-2X4 = SURFACE MOUNTING KIT FOR LPNG-2X4
- WEC-2DLH-22=DAYLIGHT HARVESTING
- WEC-2CPDR-3=MOTION SENSOR
- WEC-3RC=OPTIONAL REMOTE CONTROL

Factory-Installed Options:



- Blank = No Option For Accessories
- OPT-EM-LP= EXTERNAL EMERGENCY BACKUP BATTERY
- OPT-FWH-63= 6FT 3-WIRE WHIP
- OPT-FWH-65= 6FT 5-WIRE WHIP
- OPT-FWH-66= 6FT 6-WIRE WHIP

ACCESSORIES and MOUNTING KIT:



FACTORY-INSTALLED OPTIONS:

