

# LLVT SERIES Industrial Lighting

LLVT-4FT-40W-MCTP-D  
LED TRADITIONAL LINEAR VAPOR LIGHT

**MCTP** Multi Color Temperature &  
Multi Power/Wattage (Selectable)



Suitable for restaurants, bakeries, food facilities, gyms, pool areas workshops, garages, canopies, parking garages, cold storage facilities, food processing facilities, farmyards, and other harsh, humid, dusty, and wet environment lighting applications, and any application where NSF certified fixtures or high-end architectural designer grade fixtures are required.

NSF/ANSI 2:2015 Food Equipment: Splash Zone: Equipment surfaces that are subject to splash and food spillage during operation of the equipment other than those in a direct contact food-zone.

## Features

- LED Linear Vapor Light
- Grey Finish
- 5-Year Warranty
- 50,000 Hours Rated Life
- Lens: Opal Polycarbonate
- Vandal-Proof Polycarbonate Lens
- MCT: Multi Color Temperature (Selectable Switch Inside Fixture)

## Technical Specifications

### Electrical:

- Voltage: 120-277VAC 50/60Hz
- Wattage: 20W/30W/40W
- Power Factor: >0.98
- Efficacy: 130LM/W

### Mechanical:

- Grey Finish
- Housing: Bayer® Brand Polycarbonate
- NSF Certified: NSF/ANSI 2 - Food Equipment. for Splash Zone and Non Food Zone
- Vandal-Proof Polycarbonate Lens
- Stainless steel clamp Stainless Steel Mounting Brackets Incorporated on the Back
- Polycarbonate Construction is Highly Impact Resistant
- UV-stabilized Polycarbonate Diffuser Eliminates Glare
- Diffuser Crystals Enhance Even Light Distribution
- Stainless Steel Clips Evenly Seal the Luminaire
- Operating Temp: -22°F to 110°F
- Suitable for Wet Locations
- IP Rating: IP65

### Lighting:

- Dimmable: 0~10V Dimming
- LED SMD type: Edison 2835
- Total Lumens: 5224LM/ 3900LM/ 5500LM
- Color Temperatures: 3500K/4000K/5000K
- Multi-CCT(Selectable Switch Inside Fixture)
- Color Rendering Index: CRI ≥ 80

### Applications:

- Ideal for offices, retail stores, showrooms, and residential applications. Uniquely suited for areas where accessing the fixture is challenging
- Suitable for restaurants, bakeries, food facilities, gyms, pool areas, and any application where NSF certified fixtures or high-end architectural designer grade fixtures are required.
- NSF/ANSI 2:2015 Food Equipment: Splash Zone: Equipment surfaces that are subject to splash and food spillage during operation of the equipment other than those in a direct contact food-zone

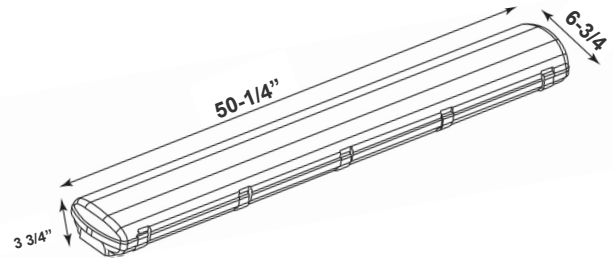
**WESTGATE**  
THE FUTURE IS HERE...AND IT'S QUITE BRIGHT!

Customer Name: \_\_\_\_\_

Project Name: \_\_\_\_\_

Note: \_\_\_\_\_

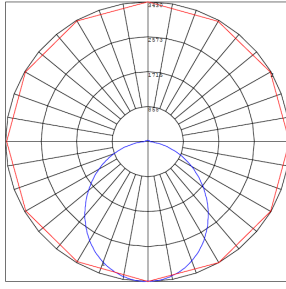
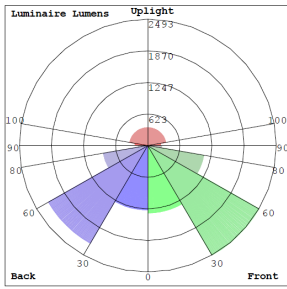
Type: \_\_\_\_\_



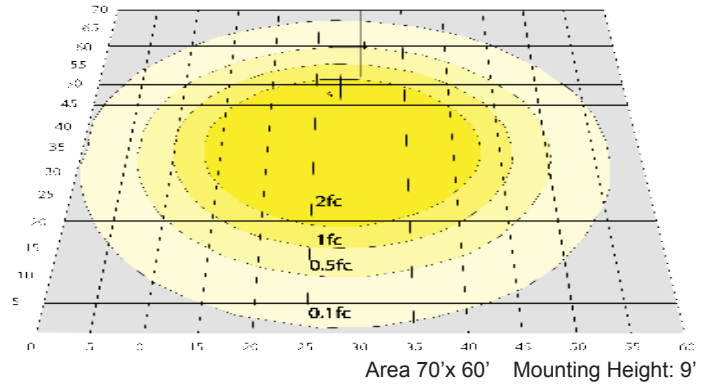
50-1/4" (L) x 6-3/4" (W) x 3-3/4" (H)



## Photometrics: LLVT-4FT-40W-MCTP-D




BUD Rating: B2-U3-G2



Area 70'x 60' Mounting Height: 9'

## Other Views:



Side View



Front View



Back View

## Performance Table: LLVT-4FT-40W-MCTP-D

MODEL NO.	Wattage	Voltage	Lumens	Color Temp.	BUG Rating	LPW
LLVT-4FT-40W-MCTP-D	20W	120~277V	2600LM	3500K	B2-U3-G2	130
	30W		3900LM	4000K		
	40W		5200LM	5000K		

## Sample Ordering

Model Size Wattage Color Temp. Feature

LLVT - 4FT - 40W - MCTP - D

## Accessories:

Blank = No Option For Accessories  
LLVT-4FT-RL= 4FT REPLACEMENT LENS

## Factory-Installed Options:

Blank = No Option For Accessories  
OPT-EM-CM1INT= INTERNAL EMERGENCY BACKUP BATTERY  
OPT-HBC-125TL-WH = NEMA TWIST-LOCK PLUG 8FT, 15A, 125V, WHITE  
OPT-HBC-277TL-WH = NEMA TWIST-LOCK PLUG 8FT, 15A, 277V, WHITE  
OPT-HBC-125SB-WH = STRAIGHT BLADE PLUG 10FT, 15A, 125V, 3-CONDUCTOR 18AWG, WHITE  
OPT-SEN-2MDR-36=PROGRAMMABLE MICROWAVE BI-LEVEL SENSOR  
WEC-3RC=OPTIONAL REMOTE CONTROL

## SENSOR AND EMERGENCY BATTERY BACK UP OPTIONS:



OPT-HBC-125SB-WH



OPT-HBC-125TL-WH



OPT-EM-CM1INT



OPT-HBC-277TL-WH



OPT-SEN-2MDR-36



WEC-3RC

