

LLVT SERIES

Industrial Lighting

LLVT-4FT-200W-MCTP-D

WESTGATE

THE FUTURE IS HERE...AND IT'S QUITE BRIGHT!



Selection:

MCTP



Suitable for restaurants, bakeries, food facilities, gyms, pool areas workshops, garages, canopies, parking garages, cold storage facilities, food processing facilities, farmyards, and other harsh, humid, dusty, and wet environment lighting applications, and any application where NSF certified fixtures or high-end architectural designer grade fixtures are required.

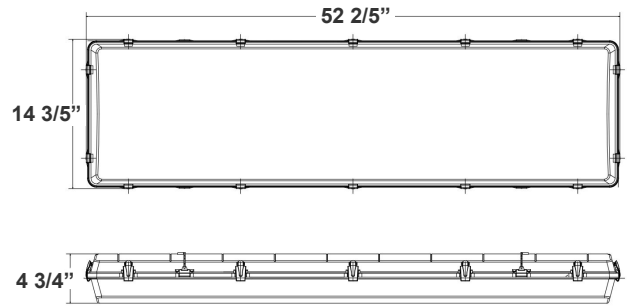
NSF/ANSI 2:2015 Food Equipment: Splash Zone: Equipment surfaces that are subject to splash and food spillage during operation of the equipment other than those in a direct contact food-zone.

Customer Name: _____

Project Name: _____

Note: _____

Type: _____



52 2/5"(L) x 14 3/5"(W) x 4 3/4"(H)

Features

- Grey Finish
- 5-Year Warranty
- 50,000 Hours Rated Life
- Lens: Clear Polycarbonate (Opal Lens Available)
- Vandal-Proof Polycarbonate Lens
- Multi CCT: Selectable Multi-CCT & Power Switches (Selectable Switch Inside Fixture)

Technical Specifications

Electrical:

- Voltage: 120-277VAC 50/60Hz
- Wattage: 100W/150W/200W
- Power Factor: >0.98
- Efficacy: 130 LPW

Mechanical:

- Grey Finish
- Housing: Polycarbonate
- NSF Certified: NSF/ANSI 2 - Food Equipment. for Splash Zone and Non Food Zone
- Vandal-Proof Polycarbonate Lens
- Stainless Steel Clamp
- Polycarbonate Construction is Highly Impact Resistant
- UV-stabilized Polycarbonate Diffuser Eliminates Glare
- Diffuser Crystals Enhance Even Light Distribution
- Stainless Steel Clips Evenly Seal the Luminaire
- Operating Temp: -22°F to 110°F
- Suitable for Wet Locations
- IP Rating: IP65

Lighting:

- Dimmable: 0~10V Dimming
- LED SMD type: Edison 2835
- Total Lumens: 26000LM Max.
- Color Temperatures: 3500K/4000K/5000K
- Color Rendering Index: CRI ≥ 80

Applications:

- Ideal for offices, retail stores, showrooms, and residential applications. Uniquely suited for areas where accessing the fixture is challenging
- Suitable for restaurants, bakeries, food facilities, gyms, pool areas, and any application where NSF certified fixtures or high-end architectural designer grade fixtures are required.
- NSF/ANSI 2:2015 Food Equipment: Splash Zone: Equipment surfaces that are subject to splash and food spillage during operation of the equipment other than those in a direct contact food-zone

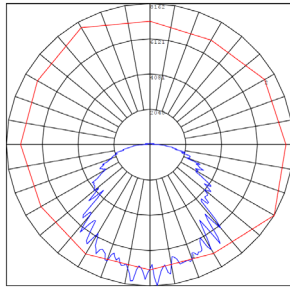
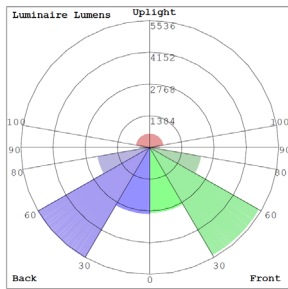


Phone: (877) 805-2252 | Fax: (877) 805-2252
www.westgatemfg.com

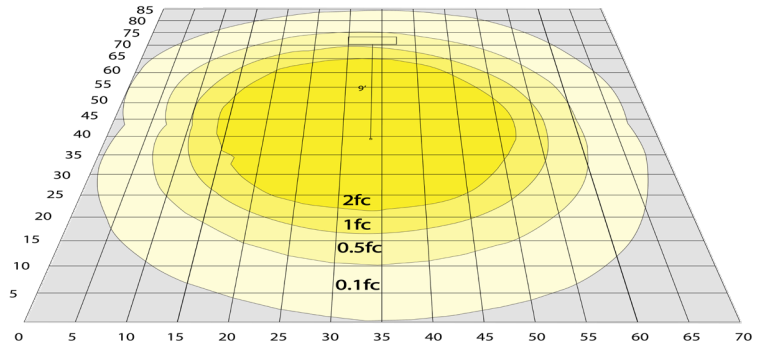


WG-Z6-Z9-ZZ

Photometrics: LLVT-4FT-200W-MCTP-D



BUD Rating: B4-U4-G3




150W, 5000K Area 85'x 70' Mounting Height: 9'

Other Views:



Side View



Front View



Back View

Performance Table: LLVT-4FT-200W-MCTP-D

MODEL NO.	Wattage	Voltage	Lumens	Color Temp.	BUG Rating	LPW
LLVT-4FT-200W-MCTP-D	100W 150W 200W	120~277V	13000LM 18000LM 26000LM	3500K 4000K 5000K	B4-U4-G3	130

Sample Ordering

Model	Size	Wattage	Color Temp.	Feature
LLVT	4FT	200W	MCT	D

Accessories:

Blank = No Option For Accessories

LLVT-4FT-RL2T= OPTIONAL REPLACEMENT FROSTED LENS FOR LLVT

Factory-Installed Options:

Blank = No Option For Accessories

OPT-EM-CM2INT= INTERNAL EMERGENCY BACKUP BATTERY

OPT-HBC-125TL-WH = NEMA TWIST-LOCK PLUG 8FT, 15A, 125V, WHITE

OPT-HBC-277TL-WH = NEMA TWIST-LOCK PLUG 8FT, 15A, 277V, WHITE

OPT-HBC-125SB-WH = STRAIGHT BLADE PLUG 10FT, 15A, 125V, 3-CONDUCTOR 18AWG, WHITE

OPT-SEN-2MDR-36=PROGRAMMABLE MICROWAVE BI-LEVEL SENSOR

WEC-3RC=OPTIONAL REMOTE CONTROL

SENSOR AND EMERGENCY BATTERY BACK UP OPTIONS:



OPT-HBC-125SB-WH



OPT-HBC-125TL-WH



OPT-EM-CM2INT



OPT-HBC-277TL-WH



OPT-SEN-2MDR-36



WEC-3RC

