

# LLVT SERIES Industrial Lighting

LLVT-2FT-25W-40W-D  
LLVT-2FT-25W-50W-D



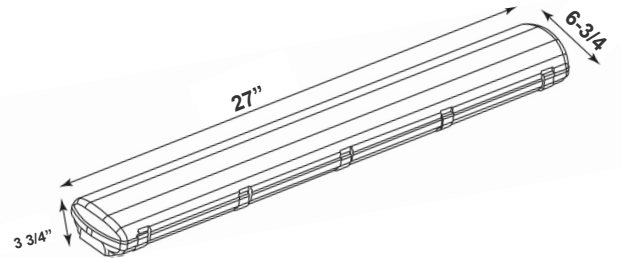
Selection:



Suitable for restaurants, bakeries, food facilities, gyms, pool areas workshops, garages, canopies, parking garages, cold storage facilities, food processing facilities, farmyards, and other harsh, humid, dusty, and wet environment lighting applications, and any application where NSF certified fixtures or high-end architectural designer grade fixtures are required.

NSF/ANSI 2:2015 Food Equipment: Splash Zone: Equipment surfaces that are subject to splash and food spillage during operation of the equipment other than those in a direct contact food-zone.

Customer Name: \_\_\_\_\_  
Project Name: \_\_\_\_\_  
Note: \_\_\_\_\_ | Type: \_\_\_\_\_



27"(L) x 6-3/4"(W) x 3-3/4"(H)

## Features

- Grey Finish
- 5-Year Warranty
- LED Linear Vapor Light
- 50,000 Hours Rated Life
- Lens: Opal Polycarbonate (Vandal-Proof)

## Technical Specifications

### Electrical:

- Voltage: 120-277VAC 50/60Hz
- Wattage: 25W
- Power Factor: >0.98
- Efficacy: 125 LPW

### Mechanical:

- Grey Finish
- Housing: Bayer® Brand Polycarbonate
- NSF Certified: NSF/ANSI 2 - Food Equipment. for Splash Zone and Non Food Zone
- Stainless Steel Clamp
- Vandal-Proof Polycarbonate Lens
- Stainless Steel Mounting Brackets Incorporated on the Back
- Polycarbonate Construction is Highly Impact Resistant
- UV-stabilized Polycarbonate Diffuser Eliminates Glare
- Diffuser Crystals Enhance Even Light Distribution
- Stainless Steel Clips Evenly Seal the Luminaire
- Operating Temp: -22°F to 110°F
- Suitable for Wet Locations
- IP Rating: IP65

### Lighting:

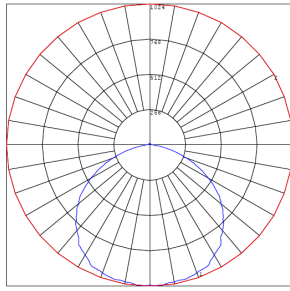
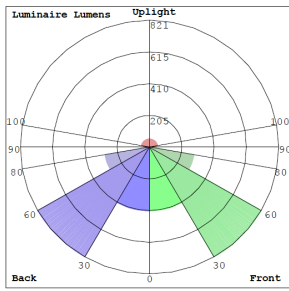
- Dimmable: 0~10V Dimming
- LED SMD type: Edison 2835
- Total Lumens: 3125LM
- Color Temperatures: 4000K/ 5000K
- Color Rendering Index: CRI ≥ 80
- Beam angle: 103.9°(H) & 113.8° (V)

### Applications:

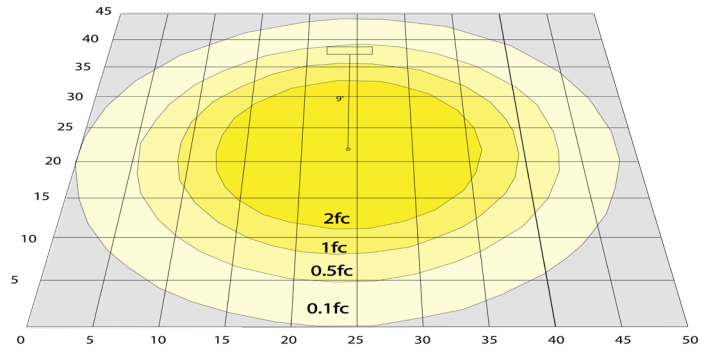
- Ideal for offices, retail stores, showrooms, and residential applications. Uniquely suited for areas where accessing the fixture is challenging
- Suitable for restaurants, bakeries, food facilities, gyms, pool areas, and any application where NSF certified fixtures or high-end architectural designer grade fixtures are required.
- NSF/ANSI 2:2015 Food Equipment: Splash Zone: Equipment surfaces that are subject to splash and food spillage during operation of the equipment other than those in a direct contact food-zone



## Photometrics: LLVT-2FT-25W



BUD Rating: B1-U3-G1



Area 45'x 50' Mounting Height: 9'


## Other Views:



Side View



Front View



Back View

## Performance Table: LLVT-2FT-25W

MODEL NO.	Wattage	Voltage	Lumens	Color Temp.	BUG Rating	LPW
LLVT-2FT-25W-40K-D	25W	120~277V	3125LM	4000K	B1-U3-G1	125
LLVT-2FT-25W-50K-D	25W	120~277V	3125LM	5000K	B1-U3-G1	125

## Sample Ordering

Model	Size	Wattage	Color Temp.	Feature
LLVT	2FT	25W	4000K 5000K	D

## Accessories:

Blank = No Option For Accessories  
LLVT-2FT-RL= 2FT REPLACEMENT LENS

## Factory-Installed Options:

Blank = No Option For Accessories  
OPT-EM-CM1INT= INTERNAL EMERGENCY BACKUP BATTERY  
OPT-HBC-125TL-WH = NEMA TWIST-LOCK PLUG 8FT, 15A, 125V, WHITE  
OPT-HBC-277TL-WH = NEMA TWIST-LOCK PLUG 8FT, 15A, 277V, WHITE  
OPT-HBC-125SB-WH = STRAIGHT BLADE PLUG 10FT, 15A,125V, 3-CONDUCTOR 18AWG,WHITE  
OPT-SEN-2MDR-36=PROGRAMMABLE MICROWAVE BI-LEVEL SENSOR  
WEC-3RC=OPTIONAL REMOTE CONTROL

## Example:

1. LLVT-2FT-25W-40K-D (FOR LLVT 2FT 25W 40K FIXTURE 120-277V)
2. LLVT-2FT-25W-40K-D (FOR LLVT 2FT 25W 40K FIXTURE 120-277V)  
OPT-EM-CM2INT (INTERNAL EMERGENCY BACKUP BATTERY)

## SENSOR AND EMERGENCY BATTERY BACK UP OPTIONS:



OPT-HBC-125SB-WH



OPT-HBC-125TL-WH



OPT-EM-CM1INT



OPT-HBC-277TL-WH



OPT-SEN-2MDR-36



WEC-3RC

