

LLHB4 SERIES Industrial Lighting

LLHB4-500W-MP-50K-D-SR

POWER ADJUSTABLE 4TH GENERATION OF LINEAR HIGH BAYS,
120-277V SENSOR READY

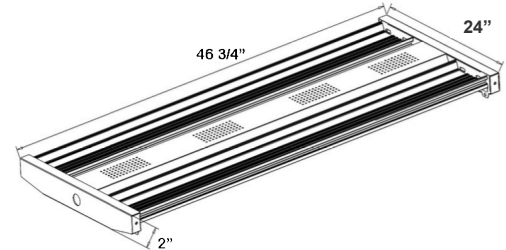
MP Multi Power/Wattage (Selectable)

Customer Name: _____

Project Name: _____

Note: _____

Type: _____



46 3/4" (L) X 24" (W) X 2" (H)

Ideal for replacement of conventional lighting systems such as HID and fluorescent. Applications include manufacturing warehousing and other large indoor spaces with mounting heights from 10ft. to 40ft. the fixture can be surface mounted also.

Features

- High Quality LED Chips To Provide High Efficiency, Heat Dissipation
- Stability, And Lumen Maintenance.
- Polycarbonate Lens, High Flame Retardant Point
- 50,000 Hours Rated Life
- 5-Year Warranty
- Multi-Power: The Switch Is On The Driver

Technical Specifications

Electrical:

- Voltage: 120~277VAC/50~60 Hz
- Wattage: 500W
- Power Factor: >0.95
- Efficacy: 136 LPW

Mechanical:

- Pre-installed single-pin Audio Jack Socket for Motion Sensors; See Accessories
- Surge Protector
- Steel Housing
- Steel Thickness: 24 Gauge
- Unprecedented Quality.
- Aluminum LED Board
- Operating Temperature: -4°F ~ 131°F
- Suitable for Damp Locations
- 5-Year Warranty

Lighting:

- Multi-Power: The Switch Is On The Driver
- Dimming: 0~10V Dimmable
- Lens: Polycarbonate Lens
- Total Lumens: 68000LM (Per Industry Standards, Lumens are Reported Without Frosted Lens)
- Color Temperatures: 5000K
- Color Rendering Index: >80
- Wide Beam Angle
- 50,000 Hours Rated Life

Applications:

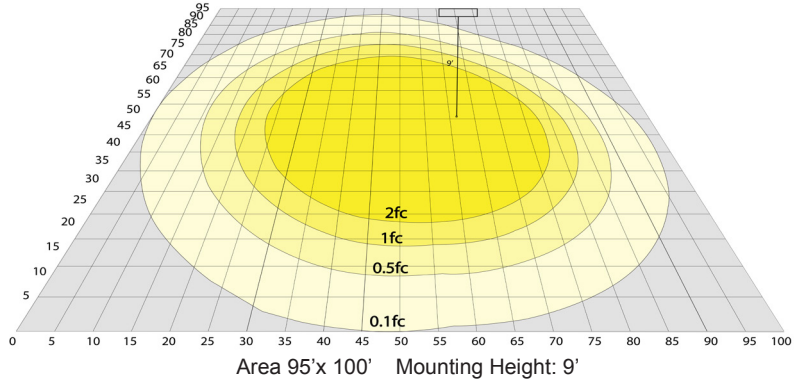
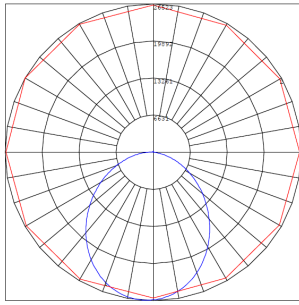
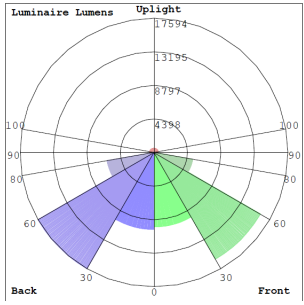
- Warehouse
- Manufacturing Plants Distribution Centers
- Industrial Commercial
- Grocery Stores Gymnasiums
- Cold Storage

Other Models:

- 50W | 7750LM | LLHB4-50W-40K-D
- 50W | 7550LM | LLHB4-50W-50K-D
- 100W | 15500LM | LLHB4-100W-40K-D
- 100W | 15500LM | LLHB4-100W-50K-D
- 150W | 23250LM | LLHB4-150W-40K-D
- 150W | 23250LM | LLHB4-150W-50K-D
- 200W | 31000LM | LLHB4-200W-40K-D
- 200W | 31000LM | LLHB4-200W-50K-D
- 300W | 46500LM | LLHB4-300W-40K-D
- 300W | 46500LM | LLHB4-300W-50K-D
- 410W | 53300LM | LLHB4-410W-50K-D



Photometrics: LLHB4-500W-MP-D-SR



BUG Rating: B5-U3-G4

Other Views:



Front View



Side View



Back View

Performance Table: LLHB4-500W-MP-D-SR

MODEL NO.	Wattage	Voltage	Lumens	Color Temp.	BUG Rating	LPW
LLHB4-500W-MP-50K-D-SR	250W 400W 500W	120-277V	34000LM 54400LM 68000LM	5000K	B5-U3-G4	136

Sample Ordering

Model	Wattage	Color Temp.	Dimming	Sensor
LLHB4	500W	MP	500W	D - SR

Accessory Options

SCL-GSY10 = HEAVY-DUTY ADJUSTABLE 10FT. 1/16" SUSPENSION KIT WITH Y-CONNECTOR & LOOP GRIPPER & HOOKS

SCL-GSY20 = HEAVY-DUTY ADJUSTABLE 20FT. 1/16" SUSPENSION KIT WITH Y-CONNECTOR & LOOP GRIPPER & HOOKS

LLHB4-RODKIT = OPTIONAL ROD KIT, 3-1/4" DIA. X 40" H

OPT-LLHB-ULM-4FT-40W = 4FT UPLIGHT MODULE, 40W 200W & ABOVE

OPT-LLHB-ULM-4FT-60W = 4FT UPLIGHT MODULE, 60W 200W & ABOVE

Factory-Installed Options

Blank = No Option

WEC-3PR-78-AJ-WH =PIR SENSOR 1-PIN AUDIO JACK CONTACT 600W 40FT 120-277V 0-10V BI-LEVEL & RC (OPTIONAL RC WEC-3RC)

WEC-3PBT-78-AJ-WH =PIR SENSOR 1-PIN AUDIO JACK CONTACT 600W 40FT 120-277V 0-10V BI-LEVEL BLUETOOTH APP READY

OPT-EM-HB4INT = INTERNAL EMERGENCY BATTERY BACKUP

OPT-LLHB4-SMK = SURFACE MOUNTING OPTION

OPT-FWH-63 = 6FT 3-WIRE WHIP

OPT-FWH-65 = 6FT 5-WIRE WHIP

OPT-FWH-66 = 6FT 6-WIRE WHIP

OPT-HBC-125TL-WH = 8FT, 15A, 125V,WHITE

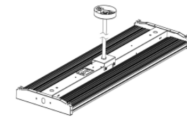
OPT-HBC-277TL-WH = 8FT, 15A, 277V,WHITE

OPT-HBC-125SB-WH = 10FT, 15A, 125V,18/3STR,WHT

ACCESSORIES:



SCL-GSY10
SCL-GSY20




LLHB4-RODKIT
(Fixture Shown with LLHB4-RODKIT)



LLHB4-SMK
(Fixture Shown with LLHB4-SMK)

FACTORY-INSTALLED OPTIONS:



OPT-EM-HB4INT



WEC-3PR-78-AJ-WH

