

# LLHB4 SERIES

Industrial Lighting

**WESTGATE**  
THE FUTURE IS HERE...AND IT'S QUITE BRIGHT!

LLHB4-200W-40K-D  
LLHB4-200W-50K-D

Customer Name: \_\_\_\_\_

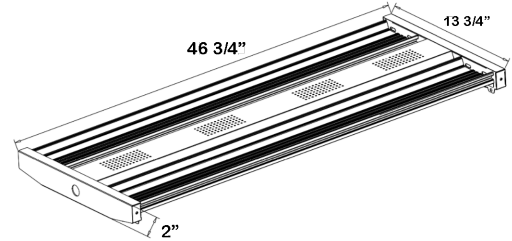
Project Name: \_\_\_\_\_

Note: \_\_\_\_\_

Type: \_\_\_\_\_



Ideal for replacement of conventional lighting systems such as HID and fluorescent. Applications include manufacturing warehousing and other large indoor spaces with mounting heights from 10ft. to 40ft. the fixture can be surface mounted also.



46 3/4" (L) X 13 3/4" (W) X 2" (H)

## Features

- High Quality LED Chips to Provide High Efficiency, Heat Dissipation
- Stability, and Lumen Maintenance.
- Polycarbonate Lens, High Flame Retardant Point
- 50,000 Hours Rated Life
- 5-Year Warranty

## Technical Specifications

### Electrical:

- Voltage: 120~277VAC/50~60 Hz
- Wattage: 200W
- Power Factor: >0.95
- Efficacy: 155 LPW

### Mechanical:

- Surge Protector
- Steel Housing
- Steel Thickness: 24 Gauge
- Unprecedented Quality.
- Aluminum LED Board
- Operating Temperature: -4°F ~ 131°F
- Suitable for Damp Locations

### Lighting:

- Dimming: 0~10V Dimmable
- Lens: Polycarbonate Lens
- Total lumens: 31000LM (Per Industry Standards, Lumens Are Reported Without Frosted Lens)
- Color Temperatures: 4000K and 5000K
- Color Rendering index: >80
- Wide Beam Angle
- LED SMD type: Edison 2835

### Applications:

- Warehouse
- Manufacturing Plants Distribution Centers
- Industrial Commercial
- Grocery Stores Gymnasiums

### Other Models:

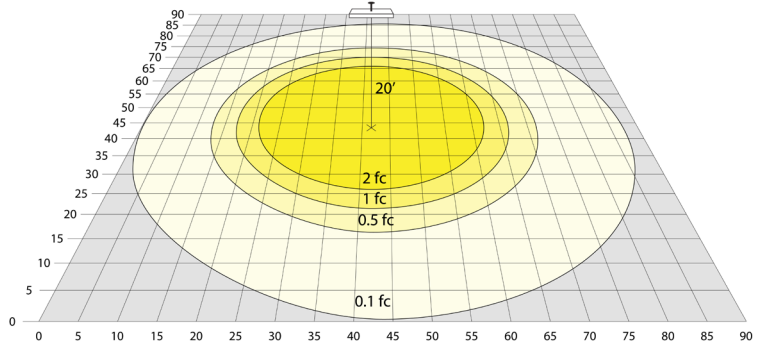
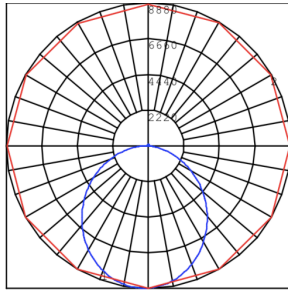
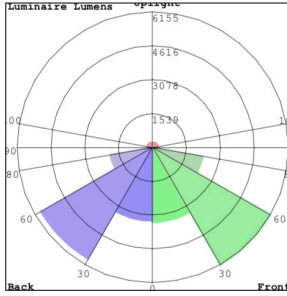
- 50W | 7750LM | LLHB4-50W-40K-D
- 100W | 15500LM | LLHB4-100W-40K-D
- 150W | 23250LM | LLHB4-150W-40K-D
- 300W | 46500LM | LLHB4-300W-40K-D
- 50W | 7550LM | LLHB4-50W-50K-D
- 100W | 15500LM | LLHB4-100W-50K-D
- 150W | 23250LM | LLHB4-150W-50K-D
- 300W | 46500LM | LLHB4-300W-50K-D



Phone: (877) 805-2252 | Fax: (877) 805-2252  
www.westgatemfg.com



## Photometrics: LLHB4-200W-D



## Other Views:



Front View



Side View



Back View

## Performance Table: LLHB4-200W-D

MODEL NO.	Wattage	Voltage	Lumens	Color Temp.	BUG Rating	LPW
LLHB4-100W-40K-D	200W	120~277V	31000LM	4000K	B4-U3-G3	155
LLHB4-100W-50K-D	200W	120~277V	31000LM	5000K	B4-U3-G3	155

## Sample Ordering

Model Wattage Color Temp.

LLHB4 - 200W -  - D

40K = 4000K  
50K = 5000K

## Accessory Options

SCL-GSY10 = HEAVY-DUTY ADJUSTABLE 10FT. 1/16" SUSPENSION KIT WITH Y-CONNECTOR & LOOP GRIPPER & HOOKS

SCL-GSY20 = HEAVY-DUTY ADJUSTABLE 20FT. 1/16" SUSPENSION KIT WITH Y-CONNECTOR & LOOP GRIPPER & HOOKS

LLHB4-RODKIT = OPTIONAL ROD KIT, 3-1/4" DIA. X 40" H

WEC-2MD-35 = SENSOR COMPONENT

OPT-LLHB-ULM-4FT-40W = 4FT UPLIGHT MODULE, 40W 200W & ABOVE

OPT-LLHB-ULM-4FT-60W = 4FT UPLIGHT MODULE, 60W 200W & ABOVE

## Factory-Installed Options

Blank = No Option

OPT-SEN-LLHB4 = MICROWAVE Bi-Level SENSOR

OPT-EM-HB4INT = INTERNAL EMERGENCY BATTERY BACKUP

OPT-LLHB4-SMK = SURFACE MOUNTING OPTION

OPT-FWH-63 = 6FT 3-WIRE WHIP

OPT-FWH-65 = 6FT 5-WIRE WHIP


OPT-FWH-66 = 6FT 6-WIRE WHIP

OPT-HBC-125TL-WH = 8FT, 15A, 125V, WHITE

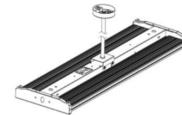
OPT-HBC-277TL-WH = 8FT, 15A, 277V, WHITE

OPT-HBC-125SB-WH = 10FT, 15A, 125V, 18/3STR, WHT

## OPTIONAL ACCESSORIES



SCL-GSY10  
SCL-GSY20



LLHB4-RODKIT  
(Fixture Shown with LLHB4-RODKIT)




LLHB4-SMK  
(Fixture Shown with LLHB4-SMK)



WEC-2MD-35  
(Fixture Shown with WEC-2MD-35)

## EMERGENCY BATTERY BACKUP AND SENSOR OPTIONS



OPT-EM-HB4INT



OPT-SEN-LLHB4

