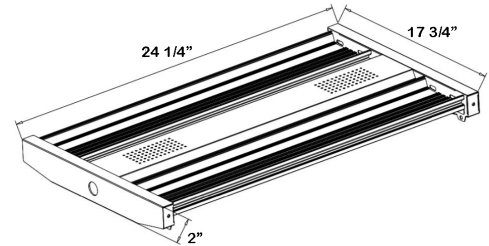


# LLHB4 SERIES Industrial Lighting

LLHB4-150W-MP-40K-D-480V  
LLHB4-150W-MP-50K-D-480V  
4TH GENERATION OF LINEAR HIGH BAYS



Customer Name: \_\_\_\_\_  
Project Name: \_\_\_\_\_  
Note: \_\_\_\_\_ | Type: \_\_\_\_\_



24 1/4" (L) X 17 3/4" (W) X 2" (H)

Ideal for replacement of conventional lighting systems such as HID and fluorescent. Applications include manufacturing warehousing and other large indoor spaces with mounting heights from 10ft. to 40ft. the fixture can be surface mounted also.

## Features

- High Quality LED Chips To Provide High Efficiency, Heat Dissipation
- Stability, And Lumen Maintenance.
- Polycarbonate Lens, High Flame Retardant Point
- 50,000 Hours Rated Life
- 5-Year Warranty
- Multi-Power: The Switch Is On The Driver

## Technical Specifications

### Electrical:

- Voltage: 480V
- Wattage: 80W/110W/150W
- Power Factor: >0.95
- Efficacy: 136 LPW

### Mechanical:

- Surge Protector
- Steel Housing
- Steel Thickness: 24 Gauge
- Unprecedented Quality.
- Aluminum LED Board
- Operating Temperature: -4°F ~ 131°F
- Suitable for Damp Locations

### Lighting:

- Multi-Power: The Switch Is On The Driver
- Dimming: 0~10V Dimmable
- Lens: Polycarbonate Lens
- Total lumens: 20400LM (Per Industry Standards, Lumens are Reported Without Frosted Lens)
- Color Temperatures: 4000K and 5000K
- Color Rendering Index: >80
- Wide Beam Angle

### Applications:

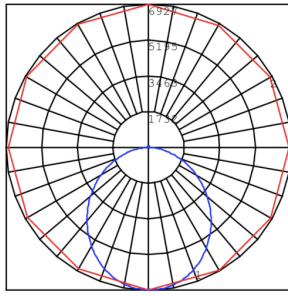
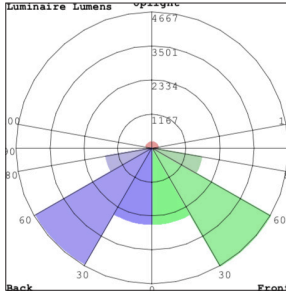
- Warehouse
- Manufacturing Plants Distribution Centers
- Industrial Commercial
- Grocery Stores Gymnasiums

### Other Models:

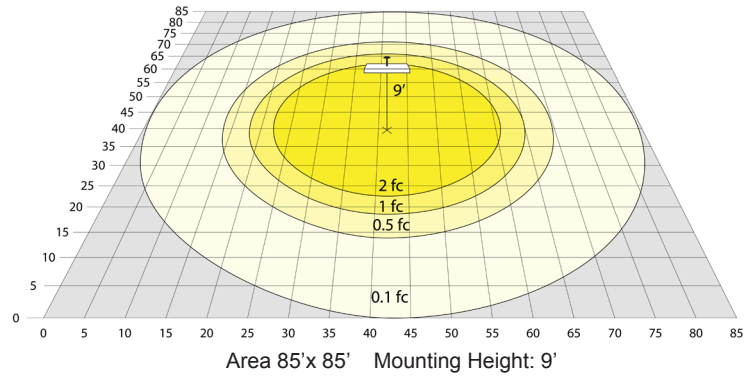
- 100W | 11500LM | LLHB4-100W-MP-40K-D-480V
- 100W | 11500LM | LLHB4-100W-MP-50K-D-480V



## Photometrics: LLHB4-150W-MP-D-480V



BUG Rating: B4-U3-G2



Area 85' x 85' Mounting Height: 9'

## Other Views:



Front View



Side View



Back View

## Performance Table: LLHB4-150W-MP-D-480V

MODEL NO.	Wattage	Voltage	Lumens	Color Temp.	BUG Rating	LPW
LLHB4-150W-MP-40K-D-480V	80W	480V	10800LM	4000K	B4-U3-G2	136
	110W	480V	14960LM			
LLHB4-150W-MP-50K-D-480V	150W		20400LM	5000K		

## Sample Ordering

Model	Wattage	Color Temp.	Dimming	Voltage
LLHB4	150W	MP	D	480V
		40K = 4000K		
		50K = 5000K		

## Accessory Options

SCL-GSY10 = HEAVY-DUTY ADJUSTABLE 10FT. 1/16" SUSPENSION KIT WITH Y-CONNECTOR & LOOP GRIPPER & HOOKS  
 SCL-GSY20 = HEAVY-DUTY ADJUSTABLE 20FT. 1/16" SUSPENSION KIT WITH Y-CONNECTOR & LOOP GRIPPER & HOOKS  
 LLHB4-RODKIT = OPTIONAL ROD KIT, 3-1/4" DIA. X 40" H  
 WEC-2MD-35 = SENSOR COMPONENT  
 LLHB4-150W-WG = WIRE GUARD FOR 150W  
 LLHB4-SMK = SURFACE MOUNTING OPTION  
 OPT-LLHB-ULM-2FT-20W = 2FT UPLIGHT MODULE, 20W 150W & ABOVE  
 OPT-LLHB-ULM-2FT-40W = 2FT UPLIGHT MODULE, 40W 150W & ABOVE

## Factory-Installed Options

Blank = No Option  
 OPT-SEN-LLHB4 = MICROWAVE Bi-Level SENSOR  
 OPT-EM-HB4EXT = EXTERNAL EMERGENCY BATTERY BACKUP  
 OPT-FWH-63 = 6FT 3-WIRE WHIP  
 OPT-FWH-65 = 6FT 5-WIRE WHIP  
 OPT-FWH-66 = 6FT 6-WIRE WHIP  
 OPT-HBC-125TL-WH = 8FT, 15A, 125V, WHITE  
 OPT-HBC-277TL-WH = 8FT, 15A, 277V, WHITE  
 OPT-HBC-125SB-WH = 10FT, 15A, 125V, 18/3STR, WHT

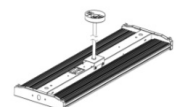
## ACCESSORIES:



SCL-GSY10  
SCL-GSY20



LLHB4-150W-WG  
(Fixture Shown with  
LLHB4-150W-WG)



LLHB4-RODKIT  
(Fixture Shown with  
LLHB4-RODKIT)




WEC-2MD-35  
(Fixture Shown with  
WEC-2MD-35)



LLHB4-SMK  
(Fixture Shown with  
LLHB4-SMK)

## FACTORY-INSTALLED OPTION:



OPT-EM-HB4EXT



OPT-SEN-LLHB4

