

LLHB4 SERIES Industrial Lighting

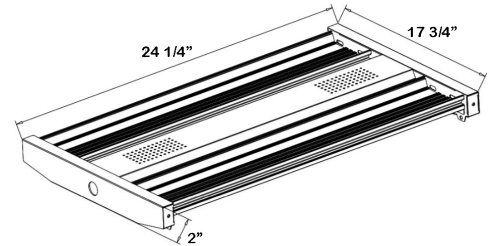


LLHB4-150W-40K-D-480V
LLHB4-150W-50K-D-480V
4TH GENERATION OF LINEAR HIGH BAYS

Customer Name: _____

Project Name: _____

Note: _____ Type: _____



24 1/4" (L) X 17 3/4" (W) X 2" (H)

Ideal for replacement of conventional lighting systems such as HID and fluorescent. Applications include manufacturing warehousing and other large indoor spaces with mounting heights from 10ft. to 40ft. the fixture can be surface mounted also.

Features

- High Quality LED Chips To Provide High Efficiency, Heat Dissipation
- Stability, And Lumen Maintenance.
- Polycarbonate Lens, High Flame Retardant Point
- 50,000 Hours Rated Life
- 5-Year Warranty

Technical Specifications

Electrical:

- Voltage: 480V
- Wattage: 150W
- Power Factor: >0.95
- Efficacy: 155 LPW

Mechanical:

- Surge Protector
- Steel Housing
- Steel Thickness: 24 Gauge
- Unprecedented Quality.
- Aluminum LED Board
- Operating Temperature: -4°F ~ 131°F
- Suitable for Damp Locations

Lighting:

- Dimming: 0~10V Dimmable
- Lens: Polycarbonate Lens
- Total lumens: 23250LM (Per Industry Standards, Lumens are Reported Without Frosted Lens)
- Color Temperatures: 4000K and 5000K
- Color Rendering Index: >80
- Wide Beam Angle

Applications:

- Warehouse
- Manufacturing Plants Distribution Centers
- Industrial Commercial
- Grocery Stores Gymnasiums

Other Models:

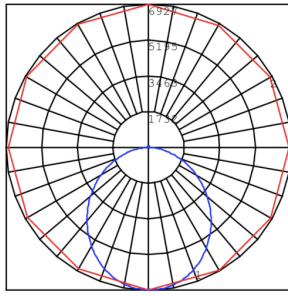
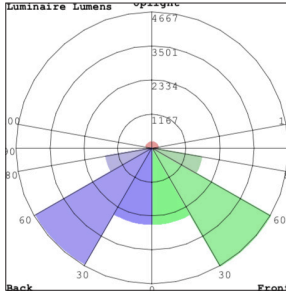
- 50W | 7750LM | LLHB4-50W-40K-D-480V
- 50W | 7550LM | LLHB4-50W-50K-D-480V
- 100W | 15500LM | LLHB4-100W-40K-D-480V
- 100W | 15500LM | LLHB4-100W-50K-D-480V
- 200W | 31000LM | LLHB4-200W-40K-D-480V
- 200W | 31000LM | LLHB4-200W-50K-D-480V
- 300W | 46500LM | LLHB4-300W-40K-D-480V
- 300W | 46500LM | LLHB4-300W-50K-D-480V
- 410W | 53300LM | LLHB4-410W-50K-D-480V
- 500W | 62500LM | LLHB4-500W-50K-D-480V



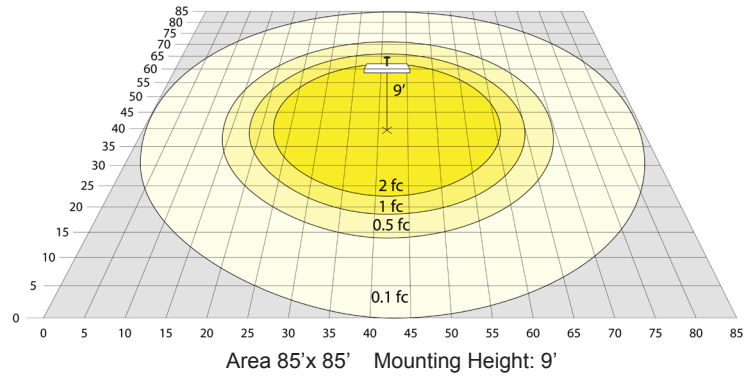
Phone: (877) 805-2252 | Fax: (877) 805-2252
www.westgatemfg.com |



Photometrics: LLHB4-150W-D-480V



BUG Rating: B4-U3-G2



Area 85'x 85' Mounting Height: 9'

Other Views:



Front View



Side View



Back View

Performance Table: LLHB4-150W-D-480V

MODEL NO.	Wattage	Voltage	Lumens	Color Temp.	BUG Rating	LPW
LLHB4-150W-40K-D-480V	150W	480V	23250LM	4000K	B4-U3-G2	155
LLHB4-150W-50K-D-480V	150W	480V	23250LM	5000K	B4-U3-G2	155

Sample Ordering

Model	Wattage	Color Temp.	Dimming	Voltage
LLHB4	150W		D	480V

40K = 4000K
50K = 5000K

Accessory Options

SCL-GSY10 = HEAVY-DUTY ADJUSTABLE 10FT. 1/16" SUSPENSION KIT WITH Y-CONNECTOR & LOOP GRIPPER & HOOKS
 SCL-GSY20 = HEAVY-DUTY ADJUSTABLE 20FT. 1/16" SUSPENSION KIT WITH Y-CONNECTOR & LOOP GRIPPER & HOOKS
 LLHB4-RODKIT = OPTIONAL ROD KIT, 3-1/4" DIA. X 40" H
 WEC-2MD-35 = SENSOR COMPONENT
 LLHB4-150W-WG = WIRE GUARD FOR 150W
 LLHB4-SMK = SURFACE MOUNTING OPTION
 OPT-LLHB-ULM-2FT-20W = 2FT UPLIGHT MODULE, 20W 150W & ABOVE
 OPT-LLHB-ULM-2FT-40W = 2FT UPLIGHT MODULE, 40W 150W & ABOVE

Factory-Installed Options

Blank = No Option
 OPT-SEN-LLHB4 = MICROWAVE Bi-Level SENSOR
 OPT-EM-HB4EXT = EXTERNAL EMERGENCY BATTERY BACKUP
 OPT-FWH-63 = 6FT 3-WIRE WHIP
 OPT-FWH-65 = 6FT 5-WIRE WHIP
 OPT-FWH-66 = 6FT 6-WIRE WHIP
 OPT-HBC-125TL-WH = 8FT, 15A, 125V, WHITE
 OPT-HBC-277TL-WH = 8FT, 15A, 277V, WHITE
 OPT-HBC-125SB-WH = 10FT, 15A, 125V, 18/3STR, WHT

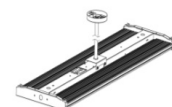
ACCESSORIES:



SCL-GSY10
SCL-GSY20



LLHB4-150W-WG
(Fixture Shown with
LLHB4-150W-WG)



LLHB4-RODKIT
(Fixture Shown with
LLHB4-RODKIT)




WEC-2MD-35
(Fixture Shown with
WEC-2MD-35)



LLHB4-SMK
(Fixture Shown with
LLHB4-SMK)

FACTORY-INSTALLED OPTION:



OPT-EM-HB4EXT



OPT-SEN-LLHB4

