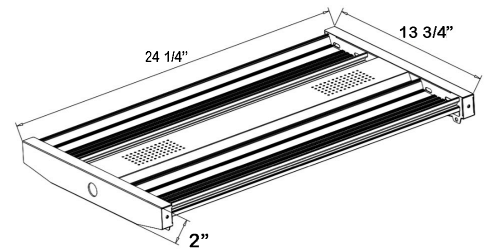


LLHB4 SERIES Industrial Lighting

LLHB4-100W-MP-40K-D-SR
LLHB4-100W-MP-50K-D-SR
POWER ADJUSTABLE 4TH GENERATION OF LINEAR HIGH BAYS,
120-277V SENSOR READY
MP Multi Power/Wattage (Selectable)

Customer Name: _____
Project Name: _____
Note: _____ | Type: _____



24 1/4" (L) X 13 3/4" (W) X 2" (H)

Ideal for replacement of conventional lighting systems such as HID and fluorescent. Applications include manufacturing warehousing and other large indoor spaces with mounting heights from 10ft. to 40ft. the fixture can be surface mounted also.

Features

- High Quality LED Chips to Provide High Efficiency, Heat Dissipation
- Stability, and Lumen Maintenance
- Polycarbonate Lens, High Flame Retardant Point.
- 50,000 Hours Rated Life
- 5-Year Warranty
- Multi-Power: The Switch Is On The Driver

Technical Specifications

Electrical:

- Voltage: 120~277VAC/50~60 Hz
- Wattage: 50/80/100W
- Power Factor: >0.95
- Efficacy: 120 LPW

Mechanical:

- Pre-installed single-pin Audio Jack Socket for Motion Sensors; See Accessories
- Surge Protector
- Steel Housing
- Steel Thickness: 24 Gauge
- Unprecedented Quality.
- Aluminum LED Board
- Operating Temperature: -4°F ~ 131°F
- Suitable For Damp Locations
- 5-Year Warranty

Lighting:

- Multi-Power: The Switch Is On The Driver
- Dimming: 0~10V Dimmable
- Lens: Polycarbonate Lens
- Total lumens: 12000LM (Per Industry Standards, Lumens are Reported Without Frosted Lens)
- Color Temperatures: 4000K and 5000K
- Color Rendering Index: >80
- Wide Beam Angle
- 50,000 Hours Rated Life

Applications:

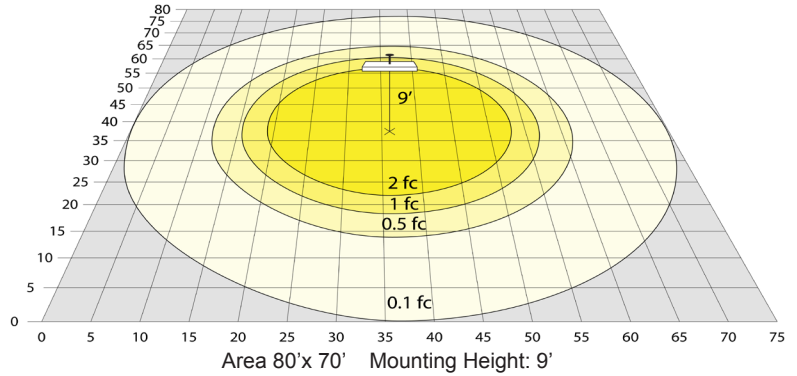
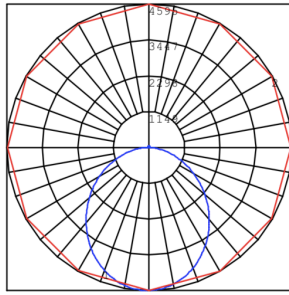
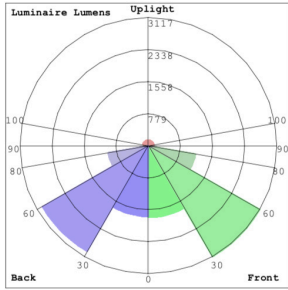
- Warehouse
- Manufacturing Plants Distribution Centers
- Industrial Commercial
- Grocery Stores Gymnasiums

Other Models:

- 150W | 23250LM | LLHB4-150W-MP-40K-D
- 150W | 23250LM | LLHB4-150W-MP-50K-D



Photometrics: LLHB4-100W-MP-D-SR



BUG Rating: B3-U3-G2

Other Views:



Front View



Side View



Back View

Performance Table: LLHB4-100W-MP-D-SR

MODEL NO.	Wattage	Voltage	Lumens	Color Temp.	BUG Rating	LPW
LLHB4-100W-MP-40K-D-SR	50W	120~277V	6000LM	4000K	B3-U3-G2	120
LLHB4-100W-MP-80W-D-SR	80W		9600LM			
LLHB4-100W-MP-50K-D-SR	100W		12000LM			

Sample Ordering

Model	Wattage	Multi Power	Color Temp.	Dimming	Sensor
LLHB4	100W	MP	40K = 4000K 50K = 5000K	D	SR

Accessory Options

SCL-GSY10 = HEAVY-DUTY ADJUSTABLE 10FT. 1/16" SUSPENSION KIT WITH Y-CONNECTOR & LOOP GRIPPER & HOOKS
 SCL-GSY20 = HEAVY-DUTY ADJUSTABLE 20FT. 1/16" SUSPENSION KIT WITH Y-CONNECTOR & LOOP GRIPPER & HOOKS
 LLHB4-RODKIT = OPTIONAL ROD KIT, 3-1/4" DIA. X 40" H
 LLHB4-100W-WG = WIRE GUARD FOR 100W
 LLHB4-SMK = SURFACE MOUNTING OPTION

Factory-Installed Options

Blank = No Option
 WEC-3PR-78-AJ-WH =PIR SENSOR 1-PIN AUDIO JACK CONTACT 600W
 40FT 120-277V 0-10V BI-LEVEL & RC (OPTIONAL RC WEC-3RC)
 WEC-3PBT-78-AJ-WH =PIR SENSOR 1-PIN AUDIO JACK CONTACT 600W
 40FT 120-277V 0-10V BI-LEVEL BLUETOOTH APP READY
 OPT-EM-HB4EXT = EXTERNAL EMERGENCY BATTERY BACKUP
 OPT-FWH-63 = 6FT 3-WIRE WHIP
 OPT-FWH-65 = 6FT 5-WIRE WHIP
 OPT-FWH-66 = 6FT 6-WIRE WHIP
 OPT-HBC-125TL-WH = 8FT, 15A, 125V,WHITE
 OPT-HBC-277TL-WH = 8FT, 15A, 277V,WHITE
 OPT-HBC-125SB-WH = 10FT, 15A, 125V,18/3STR,WHT

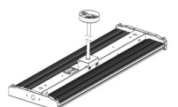
OPTIONAL ACCESSORIES



SCL-GSY10
SCL-GSY20



LLHB4-100W-WG
(Fixture Shown with
LLHB4-100W-WG)



LLHB4-RODKIT
(Fixture Shown with
LLHB4-RODKIT)



LLHB4-SMK
(Fixture Shown with
LLHB4-SMK)

FACTORY-INSTALLED OPTION:



OPT-EM-HB4EXT



WEC-3PR-78-AJ-WH

