

# LHCX SERIES Industrial Lighting

LHCX-255-320W-MCTP-SR  
X-GENERATION COMPACT LINEAR HIGHBAY

**MCTP** Multi Color Temperature & Multi Power/Wattage (Selectable)

**WESTGATE**  
THE FUTURE IS HERE...AND IT'S QUITE BRIGHT!

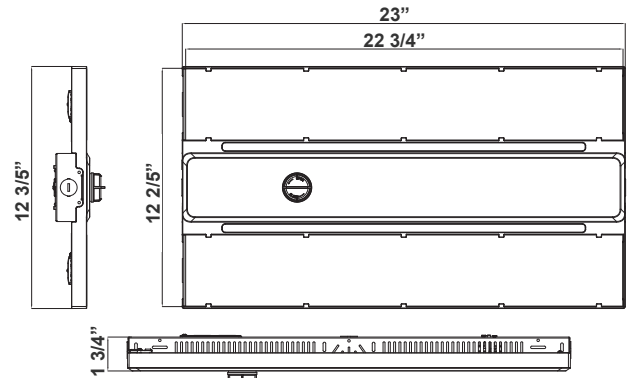


Customer Name: \_\_\_\_\_

Project Name: \_\_\_\_\_

Note: \_\_\_\_\_

Type: \_\_\_\_\_



12 3/5" (L) X 22 3/4" (W) X 1 3/4" (H)

Ideal for replacement of conventional lighting systems such as HID and fluorescent. Applications include manufacturing warehousing and other large indoor spaces with mounting heights from 10ft. to 40ft. the fixture can be surface mounted also.

## Features

- High Quality LED Chips to provide high efficiency, heat dissipation
- Stability, and lumen maintenance
- Multi CCT and Power: The Switch is in the driver
- Polycarbonate lens, high flame retardant point.

## Technical Specifications

### Electrical:

- Voltage: 120~277V AC/50~60 Hz
- Wattage: 255W/290W/320W
- Power Factor: >0.95
- Efficacy: 140 LM/W

### Mechanical:

- Changeable Lenses. Hinge Doors Provided to Access The Lens. See Lens Accessories.
- Steel Housing
- Steel Thickness: 24 Gauge
- V-Hooks included
- Aluminum LED board
- Operating Temperature: -4°F ~ 131°F
- Suitable For Damp Locations
- 5-Year Warranty

### Lighting:

- Dimming: 1~10V Dimmable
- Multi CCT and Power: The Switch is On The Driver
- Lens: Polycarbonate Lens
- Total Lumens: 44800LM Max.
- Color Temperatures: 3000K/4000K/5000K
- Color Rendering Index: >80
- Pre-Installed 90° x 90° Lens. See Lens Accessories
- Wide Beam Angle
- LED SMD Type: Edison 2835
- 50,000 Hours Rated Life

### Applications:

- Warehouse
- Manufacturing Plants Distribution Centers
- Industrial Commercial
- Grocery Stores Gymnasiums

### Other Models:

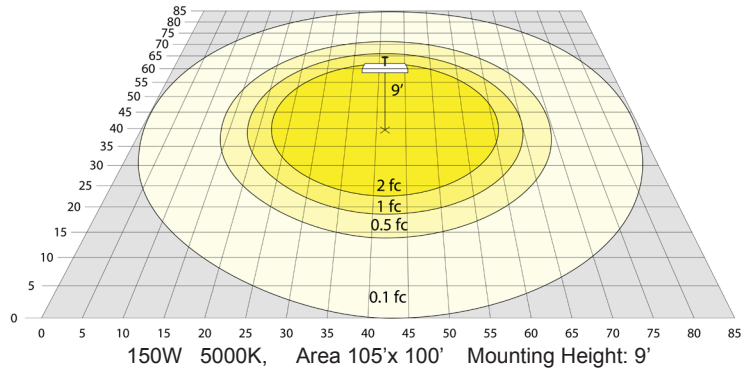
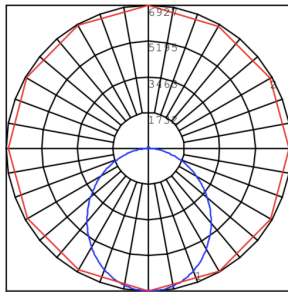
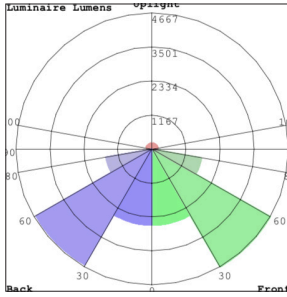
- 150W | 21000LM | LHCX-110-150W-MCTP-SR
- 215W | 30100LM | LHCX-165-215W-MCTP-SR



Phone: (877) 805-2252 | Fax: (877) 805-2252  
www.westgatemfg.com




## Photometrics: LHCX-255-320W-MCTP-SR



BUG Rating: B5-U3-G4

## Other Views:



Front View



Side View



Back View

## Performance Table: LHCX-255-320W-MCTP-SR

| MODEL NO.             | Wattage              | Voltage  | Lumens                        | Color Temp.             | BUG Rating | LPW |
|-----------------------|----------------------|----------|-------------------------------|-------------------------|------------|-----|
| LHCX-255-320W-MCTP-SR | 255W<br>290W<br>320W | 120~277V | 35700LM<br>40600LM<br>44800LM | 3000K<br>4000K<br>5000K | B4-U3-G2   | 140 |

## Sample Ordering

Model Wattage Wattage Color Temp. Sensor Ready

LHCX - 255 - 320W - MCTP - SR

## Accessory Options

- LHCX-SMK = SURFACE-MOUNTING KIT
- LHCX-WG3 = WIREGUARD FOR 320W MAX MODEL
- WEC-3MR-72-TLB-BK = 600W MAX, ZHAGA 12-24VDC MICROWAVE SENSOR, BLACK, WITH BASE (OPTIONAL REMOTE CONTROL WEC-3RC)
- WEC-3MBT-72-TLB-BK = 600W MAX, ZHAGA 12-24VDC MICROWAVE SENSOR, BLUETOOTH APP READY, BLACK, WITH BASE (OPTIONAL REMOTE CONTROL WEC-3RC)
- WEC-3PR-72-TLB-WH = 600W MAX, ZHAGA 12-24VDC PIR SENSOR, WHITE, WITH BASE (OPTIONAL REMOTE CONTROL WEC-3RC)
- LHCX-LENS-150W-45X90 = LHCX 110-150W SIZE SPECIAL NARROW SPECIAL NARROW-AISLE LENS KIT 45Dx90D
- LHCX-LENS-150W-110X110 = LHCX 110-150W SIZE SPECIAL WIDE-ANGLE LENS KIT 110Dx110D
- LHCX-LENS-150W-65X65 = LHCX 110-150W SIZE SPECIAL MEDIUM-ANGLE LENS KIT 65Dx65D


## Factory-Installed Options:

- Blank = No Option
- OPT-SEN-LLHB4 = MICROWAVE Bi-Level SENSOR
- OPT-EM-HB4EXT = EXTERNAL EMERGENCY BATTERY BACKUP
- OPT-FWH-63 = 6FT 3-WIRE WHIP
- OPT-FWH-65 = 6FT 5-WIRE WHIP
- OPT-FWH-66 = 6FT 6-WIRE WHIP
- OPT-HBC-125TL-WH = 8FT, 15A, 125V, WHITE
- OPT-HBC-277TL-WH = 8FT, 15A, 277V, WHITE
- OPT-HBC-125SB-WH = 10FT, 15A, 125V, 18/3STR, WHT

## OPTIONAL ACCESSORIES



LHCX-WG2



LHCX-SMK



WEC-3PR-72-TLB-WH



WEC-3MR-72-TLB-BK  
WEC-3MBT-72-TLB-BK

## FACTORY-INSTALLED OPTION:



OPT-EM-HB4EXT




OPT-SEN-LLHB4



---

**OPTIONAL ACCESSORIES**



LHCX SMK



LHCX SMK



LHCX WIREGUARD

