

LHCX SERIES Industrial Lighting

LHCX-110-150W-MCTP-SR
X-GENERATION COMPACT LINEAR HIGHBAY

MCTP Multi Color Temperature & Multi Power/Wattage (Selectable)

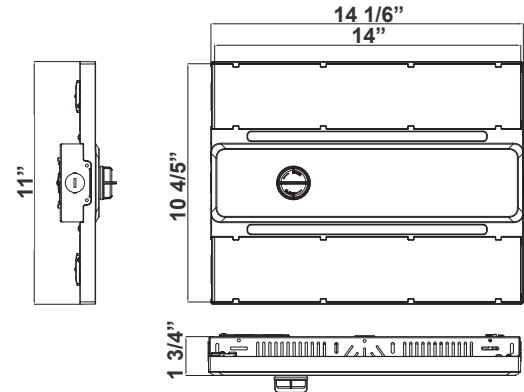
WESTGATE
THE FUTURE IS HERE...AND IT'S QUITE BRIGHT!

Customer Name: _____

Project Name: _____

Note: _____

Type: _____



10 4/5" (L) X 14 1/6" (W) X 1 3/4" (H)

Ideal for replacement of conventional lighting systems such as HID and fluorescent. Applications include manufacturing warehousing and other large indoor spaces with mounting heights from 10ft. to 40ft. the fixture can be surface mounted also.

Features

- High Quality LED Chips to provide high efficiency, heat dissipation
- Stability, and lumen maintenance
- Multi CCT and Power: The Switch is in the driver
- Polycarbonate lens, high flame retardant point.

Technical Specifications

Electrical:

- Voltage: 120~277V AC/50~60 Hz
- Wattage: 80W/110W/150W
- Power Factor: >0.95
- Efficacy: 140 LM/W

Mechanical:

- Changeable Lenses. Hinge Doors Provided to Access The Lens. See Lens Accessories.
- Steel Housing
- Steel Thickness: 24 Gauge
- V-Hooks included
- Aluminum LED board
- Operating Temperature: -4°F ~ 131°F
- Suitable For Damp Locations
- 5-Year Warranty

Lighting:

- Dimming: 1~10V Dimmable
- Multi CCT and Power: The Switch is On The Driver
- Lens: Polycarbonate Lens
- Total Lumens: 21000LM Max.
- Color Temperatures: 3000K/4000K/5000K
- Color Rendering Index: >80
- Pre-Installed 90° x 90° Lens. See Lens Accessories
- Wide Beam Angle
- LED SMD type: Edison 2835
- 50,000 hours rated life

Applications:

- Warehouse
- Manufacturing Plants Distribution Centers
- Industrial Commercial
- Grocery Stores Gymsnasiums

Other Models:

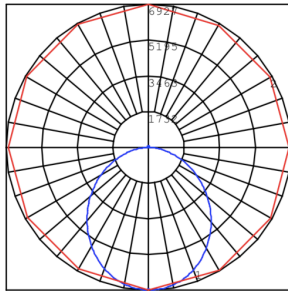
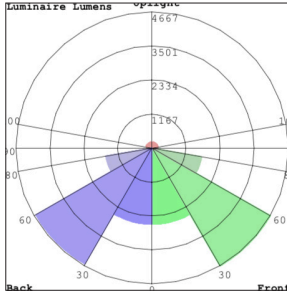
- 215W | 30100LM | LHCX-165-215W-MCTP-SR
- 320W | 44800LM | LHCX-255-320W-MCTP-SR



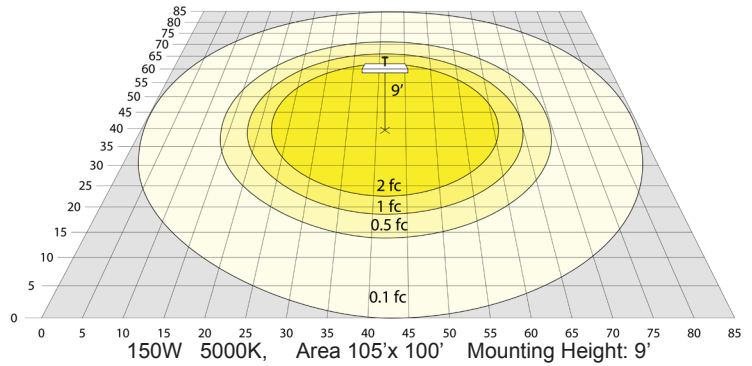
Phone: (877) 805-2252 | Fax: (877) 805-2252
www.westgatemfg.com




Photometrics: LHCX-110-150W-MCTP-SR



BUG Rating: B5-U3-G4



Other Views:



Front View



Side View



Back View

Performance Table: LHCX-110-150W-MCTP-SR

MODEL NO.	Wattage	Voltage	Lumens	Color Temp.	BUG Rating	LPW
LHCX-110-150W-MCTP-SR	110W 130W 150W	120~277V	15400LM 18200LM 21000LM	3000K 4000K 5000K	B4-U3-G2	140

Sample Ordering

Model Wattage Wattage Color Temp. Sensor Ready

LHCX - 110 - 150W - MCTP - SR


Accessory Options

LHCX-SMK = SURFACE-MOUNTING KIT
LHCX-WG1 = WIREGUARD FOR 150W MAX MODEL
WEC-3MR-72-TLB-BK = 600W MAX, ZHAGA 12-24VDC MICROWAVE SENSOR, BLACK, WITH BASE (OPTIONAL REMOTE CONTROL WEC-3RC)
WEC-3MBT-72-TLB-BK = 600W MAX, ZHAGA 12-24VDC MICROWAVE SENSOR, BLUETOOTH APP READY, BLACK, WITH BASE (OPTIONAL REMOTE CONTROL WEC-3RC)
WEC-3PR-72-TLB-WH = 600W MAX, ZHAGA 12-24VDC PIR SENSOR, WHITE, WITH BASE (OPTIONAL REMOTE CONTROL WEC-3RC)
LHCX-LENS-150W-45X90 = LHCX 110-150W SIZE SPECIAL NARROW SPECIAL NARROW-AISLE LENS KIT 45Dx90D
LHCX-LENS-150W-110X110 = LHCX 110-150W SIZE SPECIAL WIDE-ANGLE LENS KIT 110Dx110D
LHCX-LENS-150W-65X65 = LHCX 110-150W SIZE SPECIAL MEDIUM-ANGLE LENS KIT 65Dx65D


Factory-Installed Options

Blank = No Option
OPT-SEN-LLHB4 = MICROWAVE Bi-Level SENSOR
OPT-EM-HB4EXT = EXTERNAL EMERGENCY BATTERY BACKUP
OPT-FWH-63 = 6FT 3-WIRE WHIP
OPT-FWH-65 = 6FT 5-WIRE WHIP
OPT-FWH-66 = 6FT 6-WIRE WHIP
OPT-HBC-125TL-WH = 8FT, 15A, 125V, WHITE
OPT-HBC-277TL-WH = 8FT, 15A, 277V, WHITE
OPT-HBC-125SB-WH = 10FT, 15A, 125V, 18/3STR, WHT

OPTIONAL ACCESSORIES



LHCX-WG1



LHCX SMK



WEC-3PR-72-TLB-WH



WEC-3MR-72-TLB-BK
WEC-3MBT-72-TLB-BK

FACTORY-INSTALLED OPTION:




OPT-EM-HB4EXT



OPT-SEN-LLHB4



OPTIONAL ACCESSORIES



LHCX SMK



LHCX SMK



LHCX WIREGUARD

