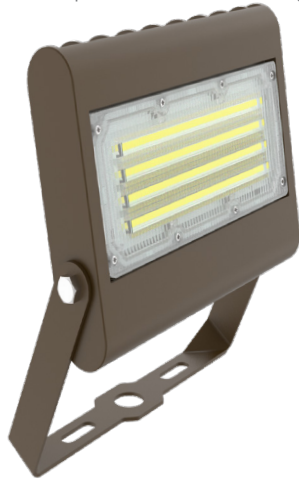


LFX-MD SERIES Outdoor Lighting

LFX-MD-15-50W-MCTP-TR

MCTP Multi Color Temperature & Multi Power/Wattage (Selectable)

WESTGATE
THE FUTURE IS HERE...AND IT'S QUITE BRIGHT!



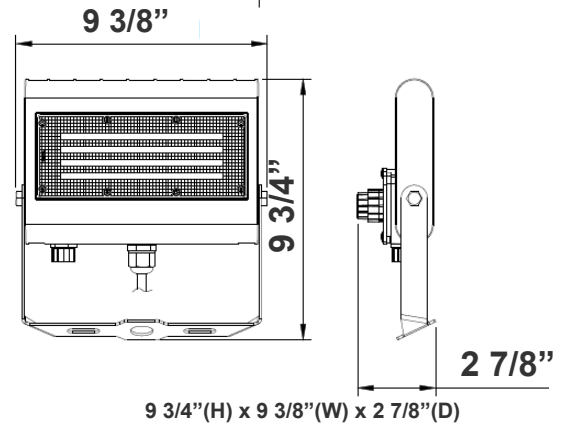
Ideal for general site lighting, alleys, loading docks, doorway, pathway, and parking areas.

Customer Name: _____

Project Name: _____

Note: _____

Type: _____



Features

- DLC Premium & LED High-Lumen Flood lights
- Solid State Lighting Technology for Long Life
- No Maintenance Needed and High-Efficiency
- 70,000 Hours Rated Life
- 7-Year Warranty
- Optic Lens Type: III
- Multi-CCT Power - The Switch is on the Bottom of the Fixture

Technical Specifications

Electrical:

- Voltage: 120~277V AC/50~60 Hz
- Wattage: 15W/20W/30W/50W
- Power Factor: >0.9
- Efficacy: 130 LPW

Mechanical:

- Die-cast Aluminum Housing with Powder Coat Finish (Dark Bronze and White Finish)
- LED: Lumileds Luxeon 2835 High Flux LED
- Solid State Lighting technology for long life, no Maintenance needed and High-Efficiency
- High Conductive Aluminum LED Board
- 270° Adjustable Yoke Mount
- IP Rating: IP65
- Operating Temperature: -40°F to 104°F
- Suitable for Wet Locations

Lighting:

- Dimming: 0~10V Dimmable
- Optic Lens Type: III
- Cord type: 13" #18 AWG stranded wires
- Color temperature: 3000K/ 4000K/ 5000K/ 5700K
- Total Lumens: 6350LM Max.
- Multi-CCT Power - The Switch is on the Bottom of the Fixture
- Color Rendering Index: ≥ 82
- Beam Angle: 120°X 90°

Applications:

- Ideal for general site lighting, alleys, loading docks, doorway, pathway and parking areas.
- Replace existing HID flood lights/ wall packs

Other Models:

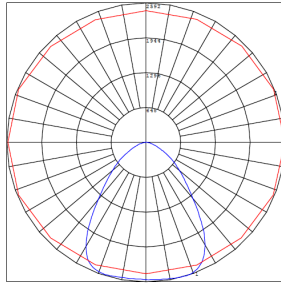
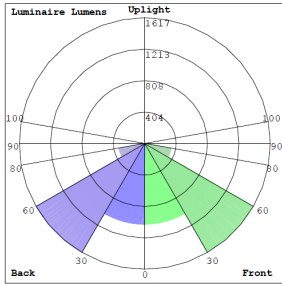
- 30W | 3900LM | LFX-MD-10-30W-MCTP-TR



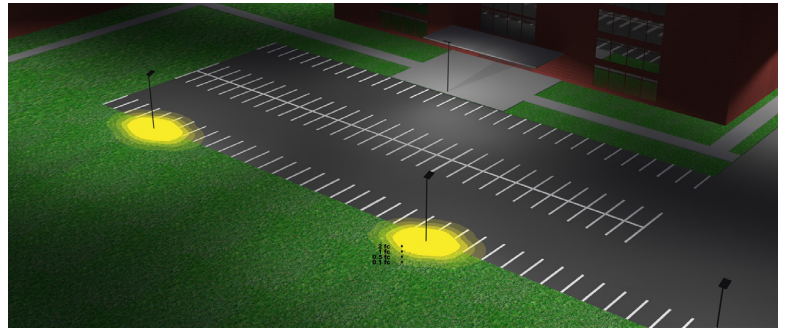
Phone: (877) 805-2252 | Fax: (877) 805-2252
www.westgatemfg.com |



Photometrics: LFX-MD-15-50W-MCTP-TR



BUG Rating: B3-U0-G1




Area 45'x 55' Mounting Height: 20'


Other Views:



Side View



Front View



Back View

Performance Table: LFX-MD-15-50W-MCTP-TR

MODEL NO.	Wattage	Voltage	Lumens	Color Temp.	BUG Rating	LPW
LFX-MD-15-50W-MCTP-TR	15W	120~277V	2000LM	3000K 4000K 5000K 5700K	B3-U0-G1	130
			2100LM			
			2180LM			
			2180LM			
	20W		2550LM			
			2620LM			
			2700LM			
			2700LM			
	30W		3800LM			
			3990LM			
			4020LM			
			4020LM			
			6250LM			
	50W		6320LM			
			6320LM			
6320LM						
6350LM						



Sample Ordering

Model Size Min.Wattage Max.Wattage Color Temp. Mount

LFX - MD - 15 - 50W - MCTP - TR

Accessories Options

Blank = No Option For Accessories
LF3-SH2 = Shroud for LF3 50W Reversible
LF3-SH2FG = Full-Glare Shroud for LF3 50W

ACCESSORIES OPTIONS



LF3-SH2
Shroud (Reversible)



LF3-SH2FG
Full-Glare Shroud

Color Options: Custom Color Available

Black Silver White **Dark Bronze** Green Red Yellow
Default color

