



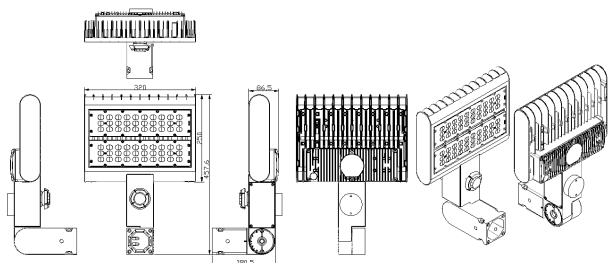
2" wall mount bracket (ACC-WM2) and 4" square pole adaptor with 2" tendon (PSS4STZ)



Slip fitter adjust 90-degrees above and below center

DIMENSIONS:

12-1/2"(W) x 9-3/4"(H) x 2-1/2"(D) x 12-1/4"(SF)



Other Options (Field Installed):



Example: LF3 (series) - 220 (wattage) - CW (color temp) = LF3-220CW + LF3-EXTARM (mounting)

LF3-80CW-SF LF3-80WW-SF

LED Flood Lights 3 Series with Slip Fitter

Ideal for general site lighting, alleys, loading docks, doorways, pathway, parking areas. Replace existing HID flood lights/wall packs Great for use with motion sensors or other instant on/off controls. Solid state lighting technology for long life, low maintenance and high efficiency.

ELECTRICAL SPECIFICATIONS:

- Voltage: 100-277VAC 50/60Hz
- Wattage: 80W
- Input current: .85A Max
- Other wattages: 80W, 100W, 150W, 300W
- Power factor: PF≥0.90
- Output voltage: 36-66VDC
- Output current: 1.95A
- Driver efficiency: 88%

HOUSING SPECIFICATIONS:

- Die-cast aluminum with powder coat finish (Dark Bronze)
- Operating temperature: -30 — +40 °C
- Lifespan: 50000Hrs.
- IP rating: IP65, Wet Locations
- 100% dip-tested under load
- Main Structure: aluminum + Optical Lens
- Storage temperature humidity: -40 — +80 °C , 10—90% RH

CERTIFICATIONS: UL, DLC



MODEL	WATTS	VOLTAGE	LUMENS	COLOR TEMP
LF3-80CW-SF	80W	100~277V AC	9060 LM	5000K
LF3-80WW-SF	80W	100~277V AC	8590 LM	3000K

LIGHTING SPECIFICATIONS:

- Dimmable
- LED type/brand: SMD 3030/ Philips Lumileds LEDs
- Total lumens: 25684lm and 21578lm
- Color temperature: 3000K / 4000K / 5000K / 5700K
- Color rendering index: >80
- Beam angle: 120x90°
- Luminance: 8450Lm (DLC)
- Luminous Efficiency: 109Lm/W (DLC)
- LED quantity: 120 PCS
- LED efficacy: 120Lm/W (DLC)

SAFETY & EMC:

- Safety norms: UL1598, UL8750, EN60598, EN61347-2-13, EN62031, EN62471
- Withstand voltage: I/P-FG: 2121VDC
- Grounding resistance: ≤0.5Ω, OK
- Electromagnetic compatibility: EN55015, EN61000-2-3, EN61000-3-3, EN61547
- Gross weight: YK 11.4lbs TR 12.3lbs SF 14.7lbs MA 13lbs
- Quantity / Carton: 1pc

WARRANTY: 7 years



JOB NAME: _____

DATE: _____

TYPE: _____

LF3-80CW-SF LF3-80WW-SF

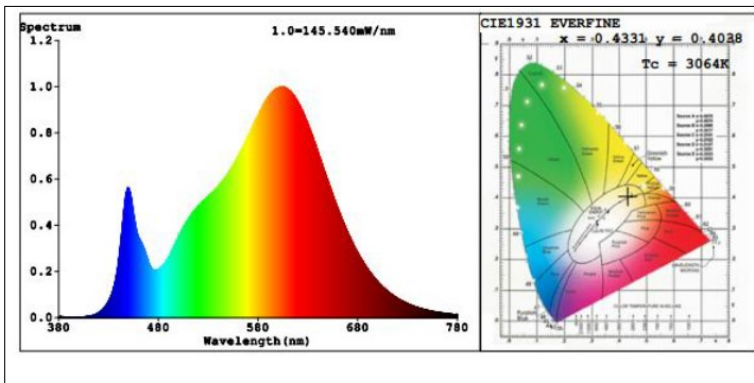
LED Flood Lights 3 Series with Slip Fitter



MODEL	WATTS	VOLTAGE	LUMENS	COLOR TEMP
LF3-80CW-SF	80W	100~277V AC	9060 LM	5000K
LF3-80WW-SF	80W	100~277V AC	8590 LM	3000K

PHOTOMETRICS:

Spectral Power Distribution & Chromaticity Diagram

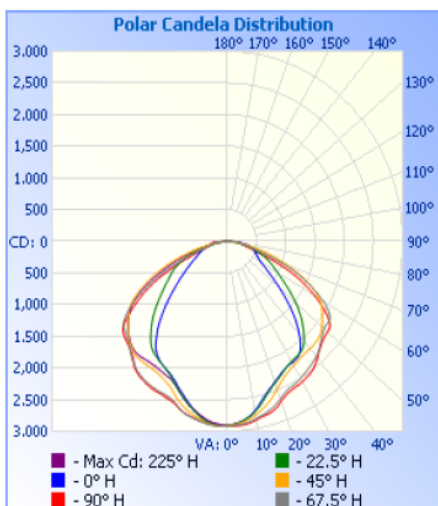


Illuminance Plots

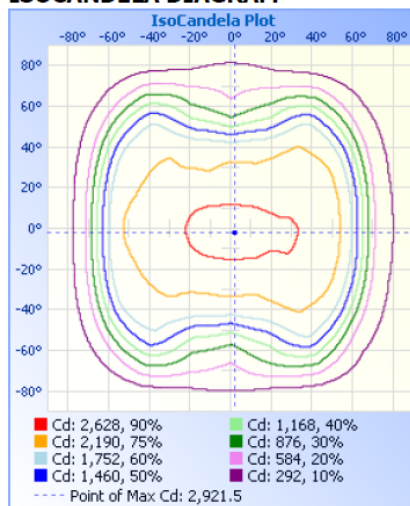
Distance (ft)	Illuminance at a Distance	
	Center Beam fc	Beam Width
17.0ft	10.08 fc	36.4 ft 65.9 ft
34.0ft	2.52 fc	72.8 ft 131.7 ft
51.0ft	1.12 fc	109.2 ft 197.6 ft
68.0ft	0.63 fc	145.6 ft 263.5 ft
85.0ft	0.40 fc	182.0 ft 329.3 ft
102.0ft	0.28 fc	218.3 ft 395.2 ft

■ Vert. Spread: 93.9°
■ Horiz. Spread: 125.4°

Photometric Data



ISOCANDELA DIAGRAM



ISOLUX DIAGRAM

