

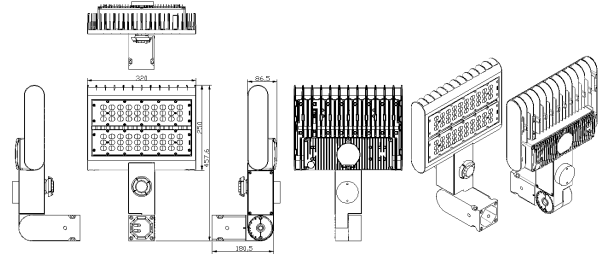


2" wall mount bracket (ACC-WM2) and 4" square pole adaptor with 2" tendon (PSS4STZ)



Slip fitter adjust 90-degrees above and below center

DIMENSIONS:



12-1/2" (W) x 9-3/4" (H) x 2-1/2" (D) x 12-1/4" (SF)

LF3-150CW-SF LF3-150WW-SF

LED Flood Lights 3 Series with Slip Fitter

Ideal for general site lighting, alleys, loading docks, doorways, pathway, parking areas. Replace existing HID flood lights/wall packs Great for use with motion sensors or other instant on/off controls. Solid state lighting technology for long life, low maintenance and high efficiency.

ELECTRICAL SPECIFICATIONS:

- Voltage: 100-277VAC 50/60Hz
- Wattage: 150W
- Input current: 1.8A Max
- Other wattages: 80W, 100W, 220W, 300W
- Power factor: PF≥0.90
- Output voltage: 36-60VDC
- Output current: 4.4A
- Driver efficiency: 88%

HOUSING SPECIFICATIONS:

- Die-cast aluminum with powder coat finish (Dark Bronze)
- Operating temperature: -30 —+40 °C
- Lifespan: 50000Hrs.
- IP rating: IP65, Wet Locations
- 100% dip-tested under load
- Main Structure: aluminum + Optical Lens
- Storage temperature humidity: -40 —+80 °C , 10—90% RH

CERTIFICATIONS:



SAFETY & EMC:

- Safety norms: UL1598, UL8750, EN60598, EN61347-2-13, EN62031, EN62471
- Withstand voltage: I/P-FG: 2121VDC
- Grounding resistance: ≤0.5Ω,0K
- Electromagnetic compatibility: EN55015, EN61000-2-3, EN61000-3-3, EN61547
- Gross weight: YK 12.5lbs TR 13lbs SF 7.4lbs MA 14lbs
- Quantity / Carton: 1pc

WARRANTY: 7 years

Other Options (Field Installed):

Order fixture:

LF3-220CW LF3-220WW



Order Mounting:

LF3-SF Slip fitter



LF3-YOK Yoke



LF3-EXTARM Extension arm (4" wide to fit 4" pole)



LF3-STR Street light arm (6" long to fit 2"-2-1/2" pipe)

Example: LF3 (series) - 220 (wattage) - CW (color temp) = LF3-220CW + LF3-EXTARM (mounting)

MODEL	WATTS	VOLTAGE	LUMENS	COLOR TEMP
LF3-150CW-SF	150W	100~277V AC	16423 LM	5000K
LF3-150WW-SF	150W	100~277V AC	15131 LM	3000K

LIGHTING SPECIFICATIONS:

- Dimmable
- LED type/brand: SMD 3030/ Philips Lumileds LEDs
- Total lumens: 25684lm and 21578lm
- Color temperature: 3000K / 4000K / 5000K / 5700K
- Color rendering index: >80
- Beam angle: 120x90°
- Luminance: 15130Lm (DLC)
- Luminous Efficiency: 98 Lm/W (DLC)
- LED quantity: 160 PCS
- LED efficacy: 120Lm/W



JOB NAME: _____

DATE: _____

TYPE: _____

LF3-150CW-SF LF3-150WW-SF

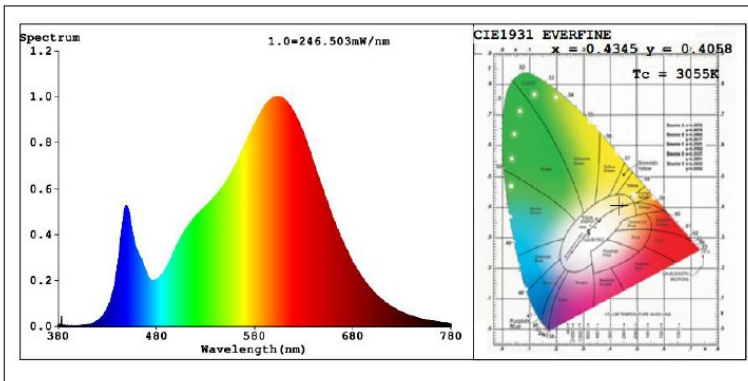
LED Flood Lights 3 Series with Slip Fitter



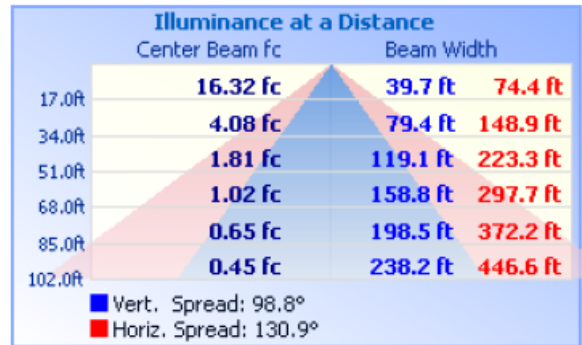
MODEL	WATTS	VOLTAGE	LUMENS	COLOR TEMP
LF3-150CW-SF	150W	100~277V AC	16423 LM	5000K
LF3-150WW-SF	150W	100~277V AC	15131 LM	3000K

PHOTOMETRICS:

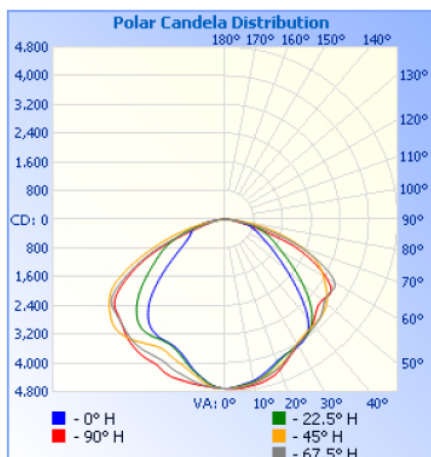
Spectral Power Distribution & Chromaticity Diagram



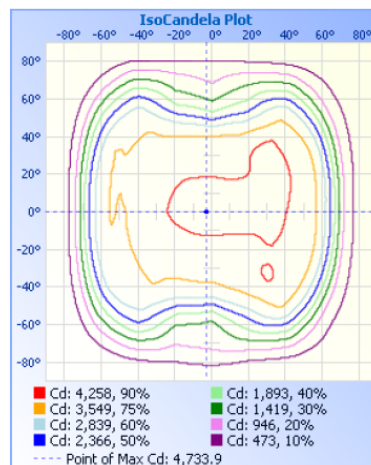
Illuminance Plots



Photometric Data



ISOCANDELA DIAGRAM



ISOLUX DIAGRAM

