

# LDL SERIES INDUSTRIAL LIGHTS

LDL-R-63W-57K-A40  
LOADING DOCK LIGHTS

**WESTGATE**  
THE FUTURE IS HERE...AND IT'S QUITE BRIGHT!

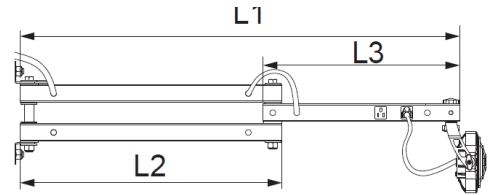


Customer Name: \_\_\_\_\_

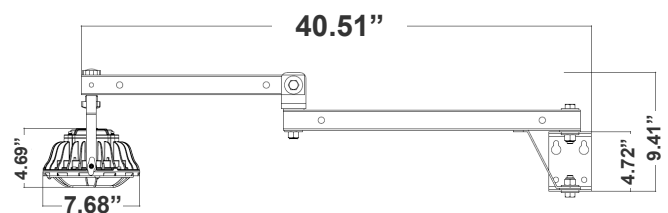
Project Name: \_\_\_\_\_

Note: \_\_\_\_\_

Type: \_\_\_\_\_



	L1	L2	L3
Bracket B2	1067.5mm/42.02"	600mm/23.62"	450mm/17.72"



9.41"(H) X 40.51"(W) X 7.68"(D)

Westgate's LDL LED Loading Dock Lights - the ultimate solution for brightening loading docks in warehouses, distribution centers, manufacturing facilities, retail stores, transportation hubs, commercial buildings, logistics centers, and industrial parks. Our lights ensure safe and efficient movement of goods, enhance visibility for loading and unloading trucks, streamline material handling processes, and support smooth deliveries and maintenance operations. With Westgate, illuminate your loading docks and optimize logistics operations with ease.

## Features

- 5-Year Warranty
- Built-in Switch To Control On-off
- Lifespan: 50000 Hrs

## Technical Specifications

### Electrical:

- Voltage: 120V/60Hz
- Wattage: 63W
- Input: .85A/ Output: 36-66V DC
- LED Wattage: >0.95
- THD: <20%
- Efficacy: 110 LM/W

### Mechanical:

- 5' 18/3 AWG Power Cord
- Adjustable Screw On The Lamp, Adjust Lamp's Angle by Hand
- Compact Design Utilizes Aluminum Housing For Cooling System
- Eliminates light bulb replacement and/or clean-up
- Increase Energy Savings And Shorten Payback Period
- Operating Temperature: -4 F° to 114 F°
- IP65, Suitable for Wet Location

### Lighting:

- Total Lumens: 6930LM
- Color Temperature: 5700K
- Lifespan: 50000 Hrs.

### 360° Rotatable Lamp Head



**Adjust to fit any angle you needed**

This perfectly folds back and takes up little space when not in use

### Other Models:

- 50W | 7000LM | LDL-S-50W-60K-B40R
- 30W | 3300LM | LDL-R-30W-60K-A40



Phone: (877) 805-2252 | Fax: (877) 805-2252  
www.westgatemfg.com



WG-04012024

## Applications:

- Warehouses: Illuminate loading docks within warehouses to ensure safe and efficient movement of goods, even during nighttime or low-light conditions.
- Distribution Centers: Enhance visibility for loading and unloading trucks at distribution centers, improving productivity and reducing the risk of accidents.
- Manufacturing Facilities: Illuminate loading bays and docks in manufacturing facilities to streamline material handling processes and improve workflow efficiency.
- Retail Stores: Provide bright and clear lighting for loading docks at retail stores, ensuring smooth deliveries and replenishment of inventory.
- Transportation Hubs: Illuminate loading areas at airports, train stations, and bus terminals to facilitate the safe and timely loading and unloading of cargo and passenger luggage.
- Commercial Buildings: Ensure well-lit loading docks at commercial properties such as office buildings, shopping malls, and hospitals to support deliveries and maintenance operations.
- Logistics Centers: Illuminate loading docks at logistics centers and fulfillment warehouses to optimize logistics operations and meet stringent delivery schedules.
- Industrial Parks: Enhance safety and productivity in industrial parks by illuminating loading docks for tenants and logistics providers.

## Other Views:



Side View



Front View



Side View

## Performance Table: LDL-R-30W-60K-A40


MODEL NO.	WATTS	Lumens	Color Temp.	LPW
LDL-R-63W-57K-A40	60W	6930LM	5700K	110

## Sample Ordering

Model	Shape		Watt	Color Temp.		Style		
LDL	-	R	-	63W	-	57K	-	A40

## Details:

### IP65 Waterproof



#### IP65 Waterproof

LED Loading dock light is IP65 waterproof rated, suitable for both wet and damp locations.

### Stainless Steel Protective cover



#### Anti-corrosion stainless steel cage

Anti-corrosion stainless steel cage with good impact resistance



#### 2 Arms

Heavy-Duty industrial grade designed 2 Arms --Withstand weight of 20kg.

