

# LCL SERIES Commercial Lighting

## LCL-2FT-20W-MCTP-EM-SEN

POWER & CCT ADJUSTABLE LINEAR CORNER CORRIDOR WITH BI-LVL SENSOR & EMERGENCY BACKUP

**MCTP** Multi Color Temperature & Multi Power/Wattage (Selectable)

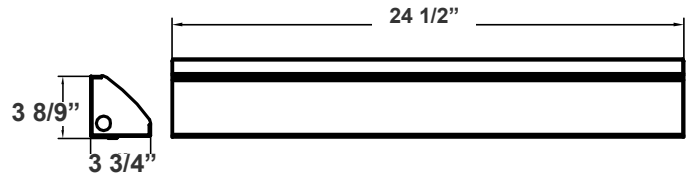
**WESTGATE**  
THE FUTURE IS HERE...AND IT'S QUITE BRIGHT!

Customer Name: \_\_\_\_\_

Project Name: \_\_\_\_\_

Note: \_\_\_\_\_

Type: \_\_\_\_\_



LED Strip Light is a cost-effective, energy-efficient lighting fixture for surface mount applications such as corridors, stairwells, public rooms, schools, hospitals utility areas, etc. Engineered with stable performance LED engines and the world's top brand LED driver. Same footprint as traditional 2-lamp strip lights

24 1/2"(w) x 3 8/9"(H) x 3 3/4"(D)

## Features

- LED Strip Lights
- 5-Year Warranty
- 50,000 Hours Rated Life
- Lens: Frosted Diffuse Polycarbonate Lens
- MCTP: Multi Color Temperature and Power (Selectable Switch Inside Fixture)

## Technical Specifications

### Electrical:

- Voltage: 120-277VAC 50/60Hz
- Wattage: 10W/ 15W/ 20W
- Power Factor: >0.98
- Efficacy: 115 LPW

### Mechanical:

- White Finish
- Housing: Heavy Die-Formed Steel, White Powder Coated
- Lens Snaps into the tabs of the Housing Fixture
- Mounting: Surface Mount, Wall Mount
- Operating Temperature: -22°F -104°F
- Suitable for Damp Location

### Lighting:

- Dimmable: 0~10V Dimming
- Total Lumens: 1150LM/ 1725LM/ 2300LM
- Color Temperatures: 3500K/ 4000K/ 5000K
- Multi-CCT (Selectable switch inside fixture)
- Color Rendering Index: CRI ≥ 80

### Emergency Battery Backup Spec:

- Output Power: 4W
- Output Voltage: 50V
- Li-Ion Battery / >90 Minutes Emergency Operation
- Test Button Installed on The Side of The

### Sensor Spec:

- Detection Range: 17Ft. / 360°
- Mounting Height: 25Ft. Max.
- DIP Settings switch on The Sensor
- Optional Remote Control (WEC-3RC)

### Applications:

- Ideal for architectural lighting solutions, a variety of industrial, commercial and residential applications

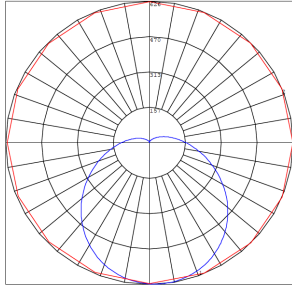
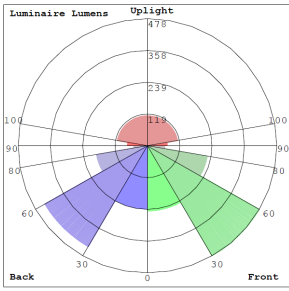


Phone: (877) 805-2252 | Fax: (877) 805-2252  
www.westgatemfg.com

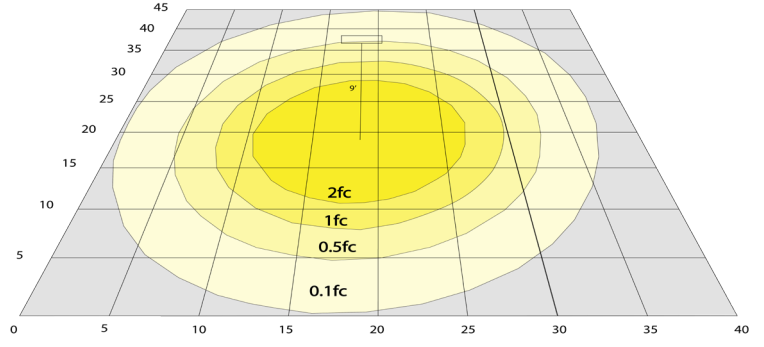


WG-09102024

## Photometrics: LCL-2FT-20W-MCTP-EM-SEN



BUD Rating: B1-U3-G1



Area 45'x 40' Mounting Height: 9'

## Other Views:



Side View



Front View



Back View

## Performance Table: LCL-2FT-20W-MCTP-EM-SEN

MODEL NO.	Wattage	Voltage	Lumens	Color Temp.	BUG Rating	LPW
LCL-2FT-20W-MCTP-EM-SEN	10W 15W 20W	120~277V	1150LM 1725LM 2300LM	3500K 4000K 5000K	B1-U3-G1	115

## Sample Ordering

Model	Size	Wattage	Color Temp.	Battery	Sensor
LCL	2FT	20W	MCTP	EM	SEN

## Factory-Installed Options:

- Blank = No Option For Accessories
- OPT-EM-LCL= INTERNAL EMERGENCY BACKUP BATTERY
- OPT-SEN-2US= ULTRASONIC BI-LEVEL DIMMING
- OPT-SEN-LLHB-OC1 = LLHB-OC1 EXTERNAL STANDARD PIR OPT-SENSOR
- OPT-HBC-125TL-WH = NEMA TWIST-LOCK PLUG 8FT, 15A, 125V, WHITE
- OPT-HBC-277TL-WH = NEMA TWIST-LOCK PLUG 8FT, 15A, 277V, WHITE
- OPT-HBC-125SB-WH = STRAIGHT BLADE PLUG 10FT, 15A,125V, 3-CONDUCTOR 18AWG,WHITE
- OPT-2P-58 = OPTIONAL REMOTE CONTROL
- WEC-3RC = (REMOTE NOT NEEDED)
- OPT-HBC-125SB-WH = STRAIGHT BLADE PLUG 10FT, 15A,125V, 3-CONDUCTOR 18AWG,WHITE
- OPT-HBC-125SB-WH = STRAIGHT BLADE PLUG 10FT, 15A,125V, 3-CONDUCTOR 18AWG,WHITE

## FACTORY-INSTALLED OPTIONS:



OPT-HBC-125SB-WH



OPT-HBC-125TL-WH



OPT-HBC-277TL-WH



OPT-EM-LCL



OPT-SEN-2US



OPT-SEN-LLHB-OC1

