

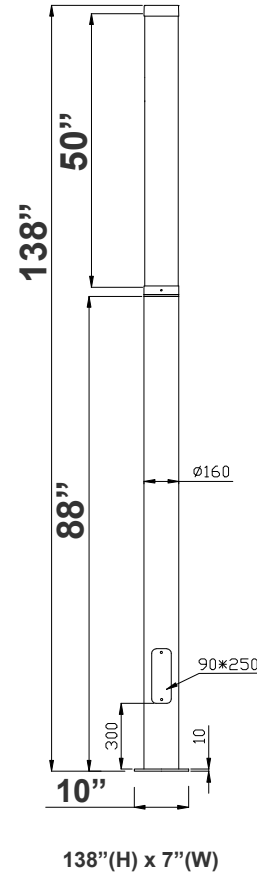
LCG SERIES Outdoor Lighting

LCG6-10FT-48-MCTP-BK
ARCHITECTURAL MODULAR LIGHT COLUMN

MCTP Multi Color Temperature & Multi Power/Wattage (Selectable)



Customer Name: _____
Project Name: _____
Note: _____ Type: _____



The architectural modular light column is designed to deliver clean, uniform illumination with a scalable modular system that adapts to a wide range of architectural applications. Featuring a sleek, modern profile, it allows for flexible configurations and seamless integration into contemporary spaces. Ideal for commercial and architectural environments, this light column

Features

- Corrosion Resistant Aluminum for Exterior
- Wattage & CCT Selectable Switches inside fixture
- 7-Year Warranty

Technical Specifications

Electrical:

- Voltage: 120-277V AC
- Wattage: 45W/60W/75W
- Power Factor: >0.9
- Efficacy: 110LM/W

Mechanical:

- Corrosion Resistant Aluminum for Exterior
- Anchor bolt and accessories are NOT included - see the accessories
- Operating Temperature: -40°F to 122°F
- IP Rating: IP65, Wet Locations
- 7 Years Warranty

Lighting:

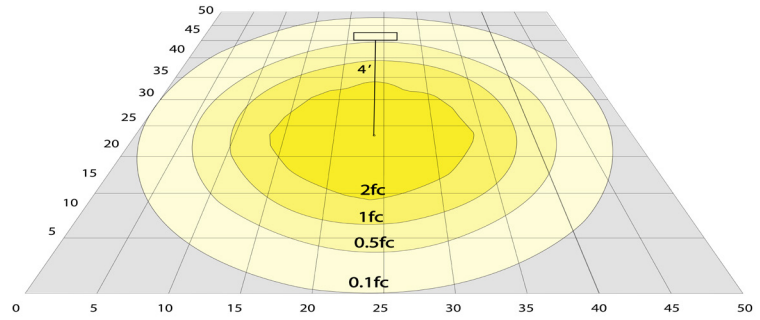
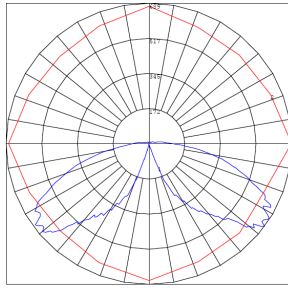
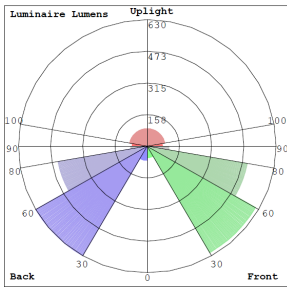
- Multi CCT Selectable Switches inside fixture
- Lumens: 8250LM Max.
- Color Temperatures: 3000K/4000K/5000K
- Color Rendering Index: CRI ≥ 80
- Beam Angle : 360°
- Lifespan: 70000 Hours

Applications:

- Bollards are designed for walkways, entrance ways, drives and other small-area lighting applications where low mounting heights are desirable



Photometrics: LCG6-10FT-48-MCTP-BK



BUD Rating: B1-U3-G2

Area 75'x 65' Mounting Height: 4'

Other View:



Front View



Night View

Performance Table: LCG6-10FT-48-MCTP-BK

MODEL NO.	Wattage	Voltage	Lumens	Color Temp.	BUG Rating	LPW
LCG6-10FT-48-MCTP-BK	45W 60W 75W	120~277V	4950LM 6600LM 8250LM	3000K 4000K 5000K	B1-U3-G2	110

Sample Ordering

Model	Style	Size	Color Temp.	Housing				
LCG6	-	10FT	-	48	-	MCTP	-	BK

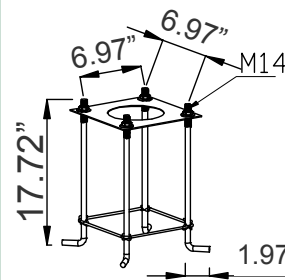
Accessories:

Blank = No Option For Accessories
 LCG6-ABK = LCG6 Anchor Bolt Kit For 4Ft And 5Ft
 LCGGH-ABK = LCG6 6Ft And Taller Anchor Bolt Kit

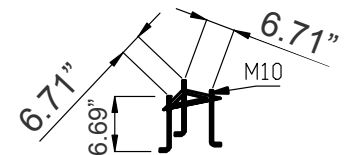
Factory-Installed Options:

Blank = No Option For Accessories
 OPT-EM-OD1INT = Emergency Backup Internal Battery, Back Box
 OPT-CRL-95(BK/GR/SR/WH) = Paint
 OPT-SEN-WMC = Microwave Bi-Level Sensor

ACCESSORIES:



LCG6-ABK
17.72"(H) x 6.97"(W)



LCG6H-ABK
6.69"(H) x 6.71"(W)

FACTORY-INSTALLED OPTION:



OPT-EM-OD1INT
INTERNAL BATTERY



OPT-SEN-WMC
MICROWAVE BI-LEVEL SENSOR



OPT-PC-B
FOR 120V-277V PHOTOCELL



COLOR CHART: * Choose from one of our Premium Colors with no set-up fee.

Gloss:



SILVER METALLIC
70 GLOSS
T357-GR105



SILVER METALLIC
30 GLOSS
T353-GR06



DARK RED 90
GLOSS
P009-RD02



INTERNATIONAL
ORANGE 90
GLOSS
T009-OG26




SAFETY ORANGE
90 GLOSS
T009-OG01



YELLOW 90
GLOSS
T009-YL14



YELLOW 90
GLOSS
T009-YL01



TRAFFIC GREEN
70 GLOSS
T007-GN16



GREEN 70 GLOSS
T007-GN13



GREEN 60 GLOSS
C006-GN03



BLUE 90 GLOSS
T009-BL01



DARK BLUE 80
GLOSS
T008-BL20



RAL 8028 TERRA
BROWN 90 GLOSS
C209-BR358

Hammer:




WHITE HAMMER
T013-WH09



BEIGE HAMMER
T013-BG38




GREY HAMMER
C013-GR08




SILVER
HAMMERTONE
T064-GR05



BLACK HAMMER
T013-BK62



RED HAMMER
T013-RD15



GREEN HAMMER
T013-GN220



BLUE HAMMER
T013-BL468



BRONZE HAMMER
T012-BR161

Texture:



WHITE TEXTURE
C031-WH120



FLINT GRAY
TEXTURE
T243-GR522




BLACK TEXTURE
C241-BK109



RED TEXTURE
T241-RD129



BLUE TEXTURE
C241-BL544



OIL RUBBED
BRONZE TEXTURE
T291-BR251


Vein:



BLACK/WHITE
VEIN
T075-WH34



SILVER VEIN
T375-BK26



COPPER VEIN
EXTERIOR
T075-BK211



GOLD VEIN
T375-BK10



COPPER VEIN
T375-BK07

