

# LCFL SERIES

RESIDENTIAL LIGHTING

LCFL-WS-WH

INTEGRATED LED MODERN WALL SCONCE

**MCT5** Multi Color Temperature (Selectable)

# WESTGATE

THE FUTURE IS HERE...AND IT'S QUITE BRIGHT!

Customer Name: \_\_\_\_\_

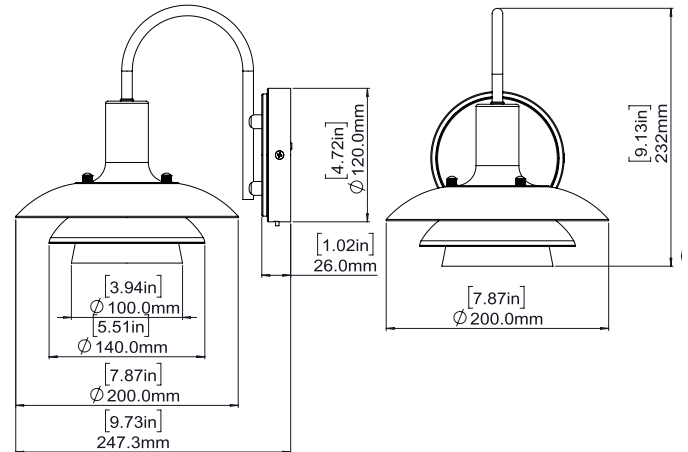
Project Name: \_\_\_\_\_

Note: \_\_\_\_\_

Type: \_\_\_\_\_



Avail. Finishes:



12" Modern LED pendant with sleek design, integrated energy-efficient LED, and a 5-ft adjustable cord for versatile installation. Perfect for contemporary interiors.

**9.13"(H) x 9.73"(W) x 7.87"(D)**

## Features

- Multi CCT (Selectable Switch under the lens)
- White Finish
- 5-Year Warranty
- Polycarbonate lens

## Technical Specifications

### Electrical:

- Voltage: 120V AC 50/60Hz
- Wattage: 10W
- Power Factor: >0.90
- Efficacy: 50 LPW

### Mechanical:

- White Finish
- Spun Steel Housing
- Polycarbonate Lens
- Power Cord is 60" Long
- Maximum Ambient Temperature: -22°F to 104°F
- IP20 indoor only
- 5-Year Warranty

### Lighting:

- Dimming: TRIAC Dimming (Dimmable Down to 5% Compatible with Traic and ELV Dimmers)
- Total Lumens: 500LM
- Color Temperatures: 2700K/3000K/3500K/4000K/5000K
- Multi CCT (Selectable Switch under the lens)
- Color Rendering Index: CRI ≥ 90
- Beam Angle: 120°
- Rated life: 50,000 Hrs

### Applications:

- Pendant lights are stylish hanging light fixtures that double as task lighting. Perfect for kitchens, office or living areas, our vintage pendant lighting is available in 2 finishes that will look good in any home.

### Other Models:

- 10W | 500LM | LCFL-MCT5-BG

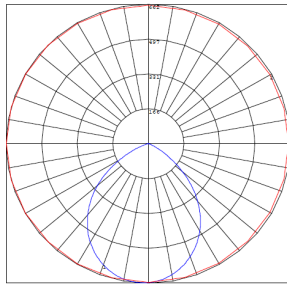
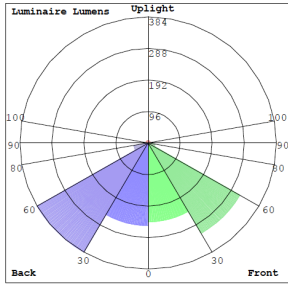


Phone: (877) 805-2252 | Fax: (877) 805-2252  
www.westgatemfg.com

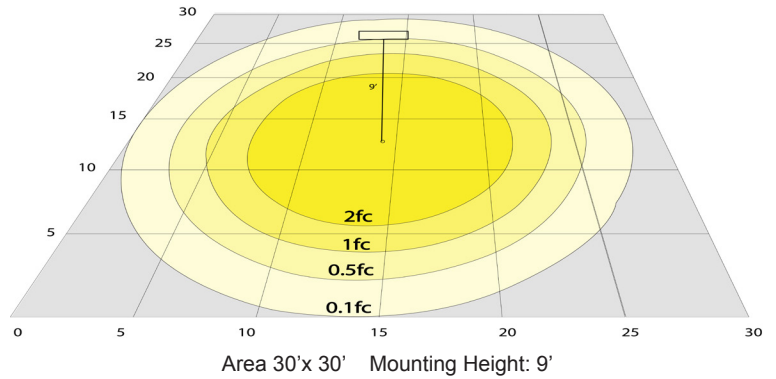


WG-ZY-Z1-2Z

## Photometrics: LCFL-WS-WH



BUG Rating: B1-U1-G0



## Other Views:



Side View



Front View



Lens View

## Performance Table: LCFL-WS-WH

| MODEL NO.  | Wattage | Voltage | Lumens | Color Temp.                       | BUG Rating | LPW |
|------------|---------|---------|--------|-----------------------------------|------------|-----|
| LCFL-WS-WH | 10W     | 120V    | 500LM  | 2700K/ 3000K/ 3500K/ 4000K/ 5000K | B1-U1-G0   | 50  |

## Sample Ordering

| Model | Power | Finish |
|-------|-------|--------|
| LCFC  | WS    | WH     |

