

LCFG SERIES

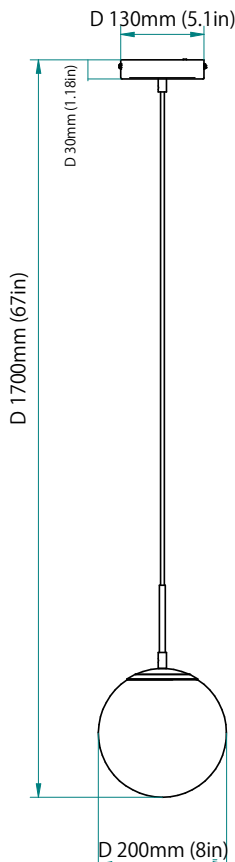
RESIDENTIAL LIGHTING



LCFG-8-MCT5-FR-GD

LCFG-8-MCT5-FR-BK

FROSTED GLASS ARCHITECTURAL GLOBE PENDANT - MULTI-CCT



Technical Drawing: 8" (D) x 5.1" (W) x 67" (H)

Customer Name: _____

Project Name: _____

Note: _____

Type: _____

The LCFG Series is an architectural frosted glass globe pendant designed for decorative interior applications. Featuring an integrated LED system with 5CCT selectable color temperatures in a clean, modern form factor. Available in 8" and 12" globe diameters with Black or Gold finishes, the LCFG Series operates on 120V and is ETL listed for dry locations. The 67" pendant drop makes it suitable for residential, hospitality, retail, and commercial spaces requiring functional ambient illumination with a refined aesthetic.

FEATURES:

- Frosted (opal) glass globe
- Metal housing: Black & Gold finishes
- 5CCT selectable: 2700K/3000K/3500K/4000K/5000K
- 5-Year Warranty

SPECIFICATIONS:

ELECTRICAL:

- Total Wattage: 12W
- 120V / 60Hz
- ETL Listed (cETLus)
- Efficacy: 83 LM/W

MECHANICAL:

- Frosted (opal) glass globe
- Globe diameter: 8" (200mm)
- Overall height: 67" (1700mm)
- Canopy diameter: 5.12" (130mm)
- Canopy thickness: 1.18" (30mm)
- Metal housing
- Finish options: Black, Gold
- Pendant mount
- Suitable for Dry/Indoor Locations
- 5-Year Warranty

LIGHTING:

- LED Integrated
- Total Lumens: 1000 LM
- 5CCT selectable: 2700K/3000K/3500K/4000K/5000K
- CRI: 90+
- Beam Angle: 300°
- Rated Life: 50,000 hours

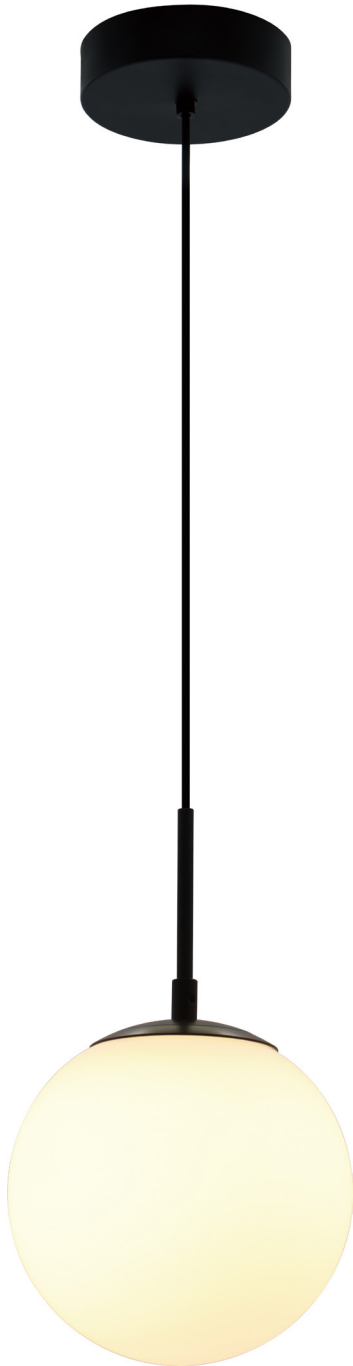
APPLICATIONS:

- Ideal for decorative and ambient lighting in residential and light commercial interiors. Commonly used in dining areas, kitchen islands, entryways, bedrooms, living rooms, lobbies, restaurants, cafés, retail spaces, and hospitality environments.


PERFORMANCE TABLE

MODEL NO.	WATTAGE	VOLTAGE	LUMENS	COLOR TEMP.	LPW
LCFG-8-MCT5-FR-GD LCFG-8-MCT5-FR-BK	12W	120V	1000LM	2700K/3000K/3500K/4000K/5000K	83

OTHER VIEWS



LCFG-8-MCT5-FR-BK



LCFG-8-MCT5-FR-GD