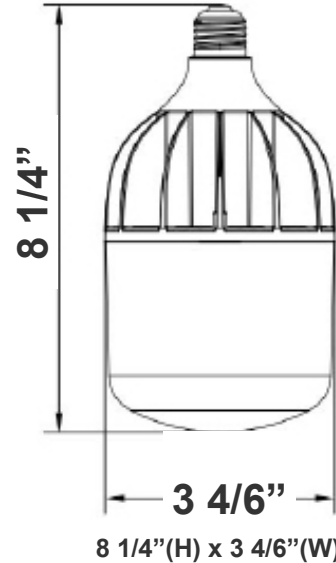


# HPL SERIES Industrial Lighting

HPL-40W-30K-E26  
HPL-40W-50K-E26



Customer Name: \_\_\_\_\_  
Project Name: \_\_\_\_\_  
Note: \_\_\_\_\_ | Type: \_\_\_\_\_



Energy-efficient, high-lumen output lamps designed for industrial, commercial, and large-area lighting applications. Delivers bright, long-lasting performance with reduced energy consumption.

## Features

- Lamp base: E26 Mogul Base
- 5-Year Warranty
- Plastic Housing
- 50,000 Hours Rated Life

## Technical Specifications

### Electrical:

- Voltage: 120-277V AC 50/60Hz
- Wattage: 40W
- Power Factor: >0.9
- THD: ≤25%
- Efficacy: 125 LPW

### Mechanical:

- Plastic Housing
- No fan housing (New Technology)
- Lamp base: E26 Mogul Base
- Operating temperature: -4°F ~ 122°F
- Do not use the lamps in enclosed fixtures
- Suitable for damp location
- 5-Year Warranty

### Lighting:

- Lens: PC Lens
- Total lumens: 5000LM
- Color temperature: 3000K/5000K
- Color rendering index: >80
- Beam Angle: 200°
- 50,000 Hours Rated Life

### Applications:

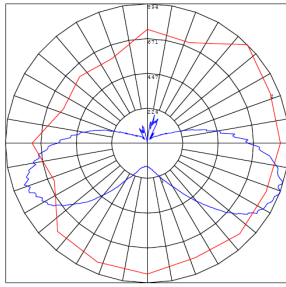
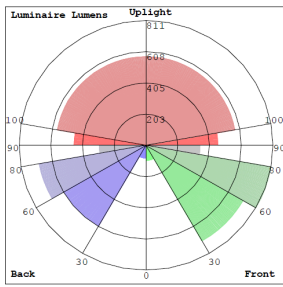
- Ideal for warehouses, factories, gymnasiums, parking garages, outdoor areas, and other large commercial or industrial spaces requiring powerful, energy-efficient lighting. Suitable for both indoor and outdoor high-mount installations.

### Other Models:

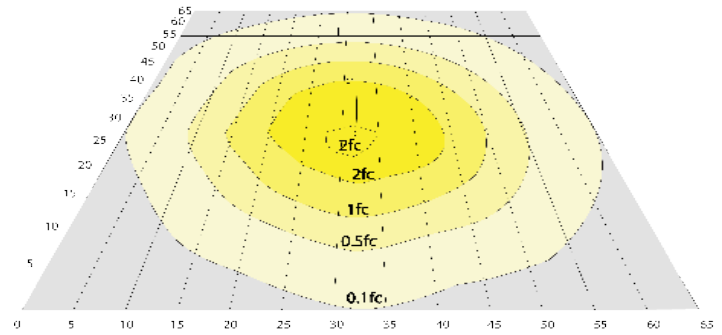
- 16W | 2000LM | HPL-16W-30K-E26
- 16W | 2000LM | HPL-16W-50K-E26
- 24W | 3000LM | HPL-24W-30K-E26
- 24W | 3000LM | HPL-24W-50K-E26
- 32W | 4000LM | HPL-32W-30K-E26
- 32W | 4000LM | HPL-32W-50K-E26



**Photometrics:** HPL-40W-E26



BUD Rating: B2-U4-G3



40W, 5000K Area 65'x 65' Mounting Height: 9'

**Performance Table:** HPL-40W-E26

MODEL NO.	Wattage	Voltage	Lumens	Color Temp.	BUG Rating	LPW
HPL-32W-30K-E26	32W	120~277V	4000	3000K	B2-U4-G3	125
HPL-32W-50K-E26	32W	120~277V	4000	5000K	B2-U4-G3	125

**Sample Ordering**

**Model Wattage Color Temp. Base**

HLP - 40W -  - E26

30K = 3000K  
50K = 5000K

**Accessory:**

Blank = No Option For Accessories  
E26-ENLARGER = ENLARGES E26 BULB TO BE USED IN E39 SOCKET

**ACCESSORY:**



E26-ENLARGER

