

WESTGATE

THE FUTURE IS HERE... AND IT'S QUITE BRIGHT!

HOTSHEET

Q2-2021

VALID APRIL 1ST TILL FURTHER NOTICE

CONFIDENTIAL - FOR WESTGATE CUSTOMERS USE ONLY



FACTORY-INSTALLED OPTIONS

Emergency Backups, Smart Sensors, Photocells, Custom Modifications 3 to 10 Business Days.
Custom Finishes Up to 21 Days.

NEW LOWER PRICES

See The Latest Lighting Innovations
With Major Price Breaks Inside.



 WESTGATE CLOUD DATA

Get Access to Your Business Portal

www.WESTGATEMFG.com



Follow Us: @westgatemfg

MCT₃ MCT₄ MCT₅ MCTP MP

MCT: Multi Color Temperature (Selectable), followed by 3 (3 CCT), 4 (4 CCT), 5 (5 CCT)

MP: Multi Power/Wattage (Selectable)

MCTP: Multi Color Temperature & Multi Power/Wattage (Selectable)



CONTENTS

OUTDOOR LIGHTING	3	
INDUSTRIAL LIGHTING	28	
COMMERCIAL INDOOR LIGHTING	36	
RESIDENTIAL LIGHTING	62	
RIBBON LIGHTING	77	
LANDSCAPE LIGHTING	82	
UNDERCABINET LIGHTING	91	
EXIT & EMERGENCY LIGHTING	95	
ELECTRICAL PRODUCTS	101	
FINAL PRODUCTION DEALS	108	

POLICIES

Inspect products upon receipt. Broken lenses, other visible defects, short shipments, and all other irregularities must be reported within 7 days of receiving shipment. Defective products during warranty period will be replaced with the same item. If an item has been discontinued a newer version with similar specs will be recommended.

- In such a case the customer will be invoiced for the difference between the cost of the new item and last published price of the old one.
- If the customer does not accept the substitute, the credit will be based on the latest published price of the old one.
- Return of factory or user modified items (EG: custom finish color, installed options such as battery backup, sensor, etc.) will not be accepted.
- Orders for products including assembly / installation of optional features or custom finish color may not be cancelled after Westgate's purchase order receipt confirmation has been sent.
- Prepaid freight policy available within the contiguous United States (excluding Alaska and Hawaii). Please contact your agent or Westgate for minimum order value for your location.
- For samples that you would like to see and return, please send a Po at full price, indicating Samples-To Be Returned. Westgate will include a return label with your shipment, with 60 days return period and cover shipping cost both ways, the invoice becomes due in 60 days. In the event that samples are not to be returned please contact your regional sales administrator for further evaluation. Westgate offers several displays for storefronts. Please keep in mind our WIP Gold and Platinum are eligible to receive Westgate displays at no cost.

MCT₃ MCT₄ MCT₅ MP MCTP

MCT: Multi Color Temperature (Selectable), followed by 3 (3 CCT), 4 (4 CCT), 5 (5 CCT)

MP: Multi Power/Wattage (Selectable)

MCTP: Multi Color Temperature & Multi Power/Wattage (Selectable)

WESTGATE

OUTDOOR LIGHTING

THUNDER SERIES
OUTDOOR LIGHTING

POWER & CCT-ADJUSTABLE CUTOFF WALL PACK, 120-277V TYPE 2 LENS

NEW



CATALOG NO.	DESCRIPTION	PKG. QTY.	NON STOCKING DIST. OR ANY QUANTITY	STOCKING DIST. OR \$2500 MIN.	W/P OR \$5000 MIN.
LWAX-SM-12W-30K	12W 1500LM 3000K	12	46.98	41.94	37.90
LWAX-SM-12W-40K	12W 1500LM 4000K	12	46.98	41.94	37.90
LWAX-SM-12W-50K	12W 1500LM 5000K	12	46.98	41.94	37.90
LWAX-MD-30W-30K	30W 3900LM 3000K	4	73.98	66.94	60.90
LWAX-MD-30W-40K	30W 3900LM 4000K	4	73.98	66.94	60.90
LWAX-MD-30W-50K	30W 3900LM 5000K	4	73.98	66.94	60.90
LWAX-SM-12W-30K-WH	30W 1500LM 3000K	12	59.98	53.94	48.90
LWAX-SM-12W-50K-WH	30W 1500LM 5000K	12	59.98	53.94	48.90
LWAX-MD-20-50W-MCTP	20W/30W/40W/50W 125LM/W 30K/40K/50K/57K	4	104.98	94.94	85.90
LWAX-LG-50-120W-MCTP	50W/80W/100W/120W 130LM/W 30K/40K/50K/57K	2	192.98	174.94	158.90
LWA-SH2	SHROUD FOR LWAX MD		16.10	-	-
LWA-SH3	SHROUD FOR LWAX LG		21.28	-	-



LED ADJUSTABLE CUTOFF WALL PACK, 120-277V TYPE 2 LENS

Dark Bronze & White



CATALOG NO.	DESCRIPTION	WHILE SUPPLIES LAST	PKG. QTY.	NON STOCKING DIST. OR ANY QUANTITY	STOCKING DIST. OR \$2500 MIN.	W/P OR \$5000 MIN.
LWA-12CW	12W 1200LM 5000K	50-70 MH	12	37.98	33.94	30.90
LWA-12NW	12W 1200LM 4000K	50-70 MH	12	37.98	33.94	30.90
LWA-12WW	12W 1100LM 3000K	50-70 MH	12	37.98	33.94	30.90
LWA-20NW	20W 2200LM 4000K	70-100 MH	4	59.98	53.94	48.90
LWA-30NW	30W 3200LM 4000K	100-125 MH	4	60.98	54.94	49.90
LWA-50NW	50W 5200LM 4000K	150-200 MH	4	92.98	83.94	75.90
LWA-80CW	80W 9000LM 5000K	200-300 MH	2	143.98	130.94	118.90
LWA-80NW	80W 9000LM 4000K	200-300 MH	2	143.98	130.94	118.90
LWA-80WW	80W 8800LM 3000K	200-300 MH	2	143.98	130.94	118.90
LWA-120CW	120W 13700LM 5000K	300-400 MH	2	169.98	153.94	139.90
LWA-120NW	120W 13700LM 4000K	300-400 MH	2	169.98	153.94	139.90
LWA-120WW	120W 13700LM 3000K	300-400 MH	2	169.98	153.94	139.90
LWA-12CW-WH	12W 1200LM 5000K	50-70 MH	12	63.98	55.94	48.90
LWA-12WW-WH	12W 1100LM 3000K	50-70 MH	12	63.98	55.94	48.90
LWA-20CW-WH	20W 2200LM 5000K	70-100 MH	4	71.98	70.94	60.90
LWA-20WW-WH	20W 2000LM 3000K	70-100 MH	4	71.98	70.94	60.90
LWA-30CW-WH	30W 3200LM 5000K	100-125 MH	4	78.98	72.94	63.90
LWA-30WW-WH	30W 3000LM 3000K	100-125 MH	4	78.98	72.94	63.90
LWA-50CW-WH	50W 5200LM 5000K	150-200 MH	4	163.98	125.94	101.90
LWA-50WW-WH	50W 4900LM 3000K	150-200 MH	4	163.98	125.94	101.90
LWA-SH1	SHROUD FOR LWA 12W		-	10.93	-	-
LWA-SH2	SHROUD FOR LWA 20W, 30W, 50W		-	16.10	-	-
LWA-SH3	SHROUD FOR LWA 80W,120W		-	21.28	-	-

See page 8 for LWA-12W bollard customization

NEW LOWER PRICES



FACTORY-INSTALLED OPTIONS, ENTER DESIRED OPTION CODE(S) AS LINE ITEMS ON YOUR PURCHASE ORDER UNDER THE PRODUCT CATALOG NUMBER

WATTS	EM OPTION	DESCRIPTION	PRICE	PHOTOCELL	DESCRIPTION	PRICE	PAINT	PRICE	SENSOR	DESCRIPTION	PRICE		
12W	OPT-EM-ODIEXT	EXTERNAL BOX	151.00		OPT-PC-B	BUTTON	34.00		OPT-CLR-85(BK/GR/SR/WH)	85.00	OPT-SEN-3MRLV-5	PROGRAMMABLE MICROWAVE (BI-LEVEL FOR 80W & UP)	90.00
20W, 30W, 50W	OPT-EM-FMIINT	INTERNAL	67.00						WEC-8RC	OPTIONAL REMOTE	9.50		
80W, 120W	OPT-EM-OD2INT	INTERNAL	126.00		VANDAL RES. DESCRIPTION	PRICE							
					OPT-TRS-T20	Tamper Resistant Screw	20.00						

POWER-ADJUSTABLE NON-CUTOFF WALL PACK (HIGH LUMEN)



NEW

OUTDOOR



CATALOG NO.	DESCRIPTION	PKG QTY	NON STOCKING DIST. OR ANY QUANTITY	STOCKING DIST. OR \$2500 MIN.	WIP OR \$5000 MIN.
WMX-SM-15-30W-30K	15W/20W/25W/30W 130LM/W 3000K Replaces WML-HL-30W	4	61.98	55.94	50.90
WMX-SM-15-30W-40K	15W/20W/25W/30W 130LM/W 4000K Replaces WML-HL-30W	4	61.98	55.94	50.90
WMX-SM-15-30W-50K	15W/20W/25W/30W 130LM/W 5000K Replaces WML-HL-30W	4	61.98	55.94	50.90
WMX-MD-20-50W-30K	20/30W/40W/50W 130LM/W 3000K Replaces WML-HL-50W	2	69.98	62.94	56.90
WMX-MD-20-50W-40K	20/30W/40W/50W 130LM/W 4000K Replaces WML-HL-50W	2	69.98	62.94	56.90
WMX-MD-20-50W-50K	20/30W/40W/50W 130LM/W 5000K Replaces WML-HL-50W	2	69.98	62.94	56.90
WMX-MD-20-80W-40K	20W/40W/60W/80W 130LM/W 4000K Replaces WML-HL-60W TO 80W	2	92.98	83.94	75.90
WMX-MD-20-80W-50K	20W/40W/60W/80W 130LM/W 5000K Replaces WML-HL-60W TO 80W	2	92.98	83.94	75.90
WMX-LG-50-120W-50K	50W/80W/100W/120W 130LM/W 5000K Replaces WML-HL-100W TO 120W	1	158.98	143.94	130.90

FOR SHIELD SEE WML-HL BELOW & FOR FACTORY OPTION SEE BELOW

NEW LOWER PRICES

POWER & CCT ADJUSTABLE NON-CUTOFF WALL PACK, 120-277V



NEW



CATALOG NO.	DESCRIPTION	PKG QTY	NON STOCKING DIST. OR ANY QUANTITY	STOCKING DIST. OR \$2500 MIN.	WIP OR \$5000 MIN.
WMXPRO-SM-15-30W-MCTP	15W/20W/25W/30W 130LM/W 30K/40K/50K/57K	4	72.98	65.94	59.90
WMXPRO-MD-20-60W-MCTP	20W/30W/50W/60W 130LM/W 30K/40K/50K/57K	2	91.98	82.94	74.90
WMXPRO-MD-20-80W-MCTP	20W/40W/60W/80W 130LM/W 30K/40K/50K/57K	2	113.98	102.94	92.90
WMXPRO-LG-50-120W-MCTP	50W/80W/100W/120W 130LM/W 30K/40K/50K/57K	1	185.98	168.94	152.90

FOR SHIELD SEE WML-HL BELOW & FOR FACTORY OPTION SEE BELOW

LED TUNABLE NON-CUTOFF WALL PACKS (POWER & COLOR TEMP. TUNABLE)



CATALOG NO.	DESCRIPTION	PKG QTY	NON STOCKING DIST. OR ANY QUANTITY	STOCKING DIST. OR \$2500 MIN.	WIP OR \$5000 MIN.
WMX-MCTP-D	80W Max 9000LM Max 3000K-5700K Bronze REMOTE IS NOT INCL	2	120.98	109.94	99.90
WMX-MCTP-D-WH	80W Max 9000LM Max 3000K-5700K White REMOTE IS NOT INCL	2	120.98	109.94	99.90
MCTP-RC	Remote Control for Multi-Color Temp. & Power Outdoor Fixture (Required One per projects)		8.90	-	-

FOR SHIELD SEE WML-HL BELOW

LED NON-CUTOFF WALL PACKS

Dark Bronze



CATALOG NO.	DESCRIPTION	WHILE SUPPLIES LAST	PKG QTY	NON STOCKING DIST. OR ANY QUANTITY	STOCKING DIST. OR \$2500 MIN.	WIP OR \$5000 MIN.
WML-HL-30W-30K	30W 4200LM 3000K 100-150 MH		4	62.98	55.94	48.90
WML-HL-30W-40K	30W 4200LM 4000K 100-150 MH		4	62.98	55.94	48.90
WML-HL-30W-50K	30W 4200LM 5000K 100-150 MH		4	62.98	55.94	48.90
WML-HL-50W-30K	50W 7100LM 3000K 100-200 MH		2	71.98	56.94	54.90
WML-HL-50W-40K	50W 7100LM 4000K 100-200 MH		2	71.98	56.94	54.90
WML-HL-50W-50K	50W 7100LM 5000K 100-200 MH		2	71.98	56.94	54.90
WML-HL-60W-30K	60W 8700LM 3000K 175-250 MH		2	98.98	87.94	69.90
WML-HL-60W-40K	60W 8700LM 4000K 175-250 MH		2	98.98	87.94	69.90
WML-HL-60W-50K	60W 8700LM 5000K 175-250 MH		2	98.98	87.94	69.90
WML-HL-80W-30K	80W 11600LM 3000K 250-400 MH		2	117.98	104.94	83.90
WML-HL-80W-50K	80W 11600LM 5000K 250-400 MH		2	117.98	104.94	83.90
WML-HL-100W-30K	100W 14800LM 3000K 250-350 MH		2	133.98	118.94	94.90
WML-HL-100W-40K	100W 14800LM 4000K 250-350 MH		2	133.98	118.94	94.90
WML-HL-100W-50K	100W 14800LM 5000K 250-350 MH		2	133.98	118.94	94.90
WML-HL-120W-30K	120W 17100LM 3000K 300-450 MH		1	150.98	134.94	119.90
WML-HL-120W-40K	120W 17100LM 4000K 300-450 MH		1	150.98	134.94	119.90
WML-HL-120W-50K	120W 17100LM 5000K 300-450 MH		1	150.98	134.94	119.90
WML-SH2	SHIELD FOR WML 50W, 60W, 80W, 100W, WMX		-	9.61	-	-
WML-SH3	SHIELD FOR WML 120W		-	9.61	-	-



FACTORY-INSTALLED OPTIONS, ENTER DESIRED OPTION CODE(S) AS LINE ITEMS ON YOUR PURCHASE ORDER UNDER THE PRODUCT CATALOG NUMBER

WATTS	EM OPTION	DESCRIPTION	PRICE	PHOTOCELL DESCRIPTION	PRICE	PAINT	PRICE	SENSOR	DESCRIPTION	PRICE
30W	OPT-EM-0DIEXT	EXTERNAL BOX	151.00	OPT-PC-B	34.00	OPT-CLR-85(BK/GR/SR/WH)	85.00	OPT-SEN-3MRLV-5	PROGRAMMABLE MICROWAVE BI-LEVEL	90.00
50W, 60W	OPT-EM-0D3INT	INTERNAL	126.00	OPT-PC-B	34.00	OPT-CLR-85(BK/GR/SR/WH)	85.00	WEC-8RC	REMOTE CONTROL	9.50
80W, 120W-LG	OPT-EM-0D3INT	INTERNAL	126.00	OPT-PC-B	34.00	OPT-CLR-95(BK/GR/SR/WH)	95.00	480 V OPTION	DESCRIPTION	PRICE
	OPT-TRS-T20	Tamper Resistant Screw	20.00					OPT-WP-480V	CHANGE VOLTAGE	180.00

LED X-GEN CUT-OFF WALL PACKS (POWER & COLOR TEMP. TUNABLE)



NEW

CATALOG NO.	DESCRIPTION	PKG. QTY.	NON STOCKING DIST. OR ANY QUANTITY	STOCKING DIST. OR \$2500 MIN.	W/P OR \$5000 MIN.
WPX-42W-MCTP	11W/21W/32W/42W 135LM/W 3000K/4000K/5000K	4	97.98	88.94	73.90
WPX-80W-MCTP	20W/40W/60W/80W 135LM/W 3000K/4000K/5000K	2	150.98	136.94	123.90

FOR FACTORY OPTION SEE LWP2 BELOW

POWER & CCT-ADJUSTABLE WALL PACK, 120-277V TYPE 2 LENS



NEW

CATALOG NO.	DESCRIPTION	PKG. QTY.	NON STOCKING DIST. OR ANY QUANTITY	STOCKING DIST. OR \$2500 MIN.	W/P OR \$5000 MIN.
LWPX-30-80W-MCTP	30W/40W/60W/80W 125LM/W 30K/40K/50K/57K	1	138.98	125.94	113.90

FOR FACTORY OPTION SEE LWP2 BELOW

LED CUTOFF WALL PACK, 120-277V TYPE 2 LENS



CATALOG NO.	DESCRIPTION	REPLACEMENT RANGE	WHILE SUPPLIES LAST	PKG. QTY.	NON STOCKING DIST. OR ANY QUANTITY	STOCKING DIST. OR \$2500 MIN.	W/P OR \$5000 MIN.
LWP2-50CW	50W 5500LM 5000K	175-250 MH		1	152.98	127.94	89.90
AALWP2-80CW	80W 9000LM 5000K	320-400 MH		1	161.98	134.94	111.90
LWP2-80NW	80W 9000LM 4000K	320-400 MH		1	161.98	134.94	111.90

FACTORY-INSTALLED OPTIONS, ENTER DESIRED OPTION CODE(S) AS LINE ITEMS ON YOUR PURCHASE ORDER UNDER THE PRODUCT CATALOG NUMBER

WATTS	EM OPTION	DESCRIPTION	PRICE	PHOTOCELL	DESCRIPTION	PRICE	PAINT	PRICE	SENSOR	DESCRIPTION	PRICE
50W	OPT-EM-OD1INT	INTERNAL	119.00	OPT-PC-B	BUTTON	34.00	OPT-CLR-85(BK/GR/SR/WH)	85.00	OPT-SEN-3MRLV-5	PROGRAMMABLE MICROWAVE (BI-LEVEL FOR 80W)	90.00
80W	OPT-EM-OD2INT	INTERNAL	126.00	OPT-PC-B	BUTTON	34.00	OPT-CLR-85(BK/GR/SR/WH)	85.00	WEC-8RC	REMOTE CONTROL	9.50
	VANDAL RES.	DESCRIPTION	PRICE	480 V OPTION	DESCRIPTION	PRICE					
	OPT-TRS-T20	Tamper Resistant Screw	20.00	OPT-WP-480V	CHANGE VOLTAGE	180.00					

LED NON-CUTOFF WALL PACKS WITH DIRECTIONAL OPTIC LENS TYPE 3 LENS



CATALOG NO.	DESCRIPTION	REPLACEMENT RANGE	PKG. QTY.	NON STOCKING DIST. OR ANY QUANTITY	STOCKING DIST. OR \$2500 MIN.	W/P OR \$5000 MIN.
WML2-28W-50K-HL-SM	28W 3780LM 5000K W:10"	100-150 MH	4	80.98	67.94	60.90
WML2-28W-40K-HL-SM	28W 3640LM 4000K W:10"	100-150 MH	4	80.98	67.94	60.90
WML2-28W-30K-HL-SM	28W 3500LM 3000K W:10"	100-150 MH	4	80.98	67.94	60.90
WML2-50W-50K-SM	50W 6000LM 5000K W:10"	100-200 MH	4	99.98	76.94	67.90
WML2-50W-40K-SM	50W 5750LM 4000K W:10"	100-200 MH	4	99.98	76.94	67.90
WML2-50W-30K-SM	50W 5500LM 3000K W:10"	100-200 MH	4	99.98	76.94	67.90
WML2-50W-50K-HL	48W 6480LM 5000K W:14-1/4"	175-250 MH	1	157.98	113.94	95.90
WML2-50W-40K-HL	48W 6240LM 4000K W:14-1/4"	175-250 MH	1	157.98	113.94	95.90
WML2-50W-30K-HL	48W 6000LM 3000K W:14-1/4"	175-250 MH	1	157.98	113.94	95.90
WML2-80W-50K-HL	80W 10530LM 5000K W:14-1/4"	250-400 MH	1	175.98	126.94	103.90
WML2-80W-40K-HL	80W 10140LM 4000K W:14-1/4"	250-400 MH	1	175.98	126.94	103.90
WML2-80W-30K-HL	80W 9750LM 3000K W:14-1/4"	250-400 MH	1	175.98	126.94	103.90
WML2-120W-50K-HL-LG	120W 16200LM 5000K W:18-1/2"	250-450 MH	1	228.98	198.94	172.90
WML2-120W-40K-HL-LG	120W 15600LM 4000K W:18-1/2"	250-450 MH	1	228.98	198.94	172.90
WML2-120W-30K-HL-LG	120W 15000LM 3000K W:18-1/2"	250-450 MH	1	228.98	198.94	172.90
WML2-150W-50K-LG	150W 19200LM 5000K W:18-1/2"	250-450 MH	1	261.98	228.94	183.90
WML2-150W-40K-LG	150W 18450LM 4000K W:18-1/2"	250-450 MH	1	261.98	228.94	183.90
WML2-150W-30K-LG	150W 17700LM 3000K W:18-1/2"	250-450 MH	1	261.98	228.94	183.90

FACTORY-INSTALLED OPTIONS, ENTER DESIRED OPTION CODE(S) AS LINE ITEMS ON YOUR PURCHASE ORDER UNDER THE PRODUCT CATALOG NUMBER

WATTS	EM OPTION	DESCRIPTION	PRICE	PHOTOCELL	DESCRIPTION	PRICE	PAINT	PRICE	SENSOR	DESCRIPTION	PRICE
28W-SM, 50W-SM	OPT-EM-OD1EXT	EXTERNAL BOX	151.00	OPT-PC-B	BUTTON	34.00	OPT-CLR-85(BK/GR/SR/WH)	85.00	OPT-SEN-3MRLV-5	PROGRAMMABLE MICROWAVE (BI-LEVEL FOR 80W & UP)	90.00
50W-HL	OPT-EM-OD1INT	INTERNAL	119.00	OPT-PC-B	BUTTON	34.00	OPT-CLR-85(BK/GR/SR/WH)	85.00	WEC-8RC	REMOTE CONTROL	9.50
80W-HL, 120W-HL, LG, 150-LG	OPT-EM-OD2INT	INTERNAL	126.00	OPT-PC-B	BUTTON	34.00	OPT-CLR-95(BK/GR/SR/WH)	95.00			
	VANDAL RES.	DESCRIPTION	PRICE	480 V OPTION	DESCRIPTION	PRICE					
	OPT-TRS-T20	Tamper Resistant Screw	20.00	OPT-WP-480V	CHANGE VOLTAGE	180.00					

OUTDOOR

LED 360° ROTATABLE WALL PACK, 120-277V
G2 SERIES OFFERS A LARGE, HINGED BACK BOX ALSO,
IN THIS SERIES, 25W & 60W AVAIL. WITH MULTI-COLOR-TEMP(MCT)



NEW

OUTDOOR



CATALOG NO.	DESCRIPTION	PKG. QTY.	NON STOCKING DIST. OR ANY QUANTITY	STOCKING DIST. OR \$2500 MIN.	W/P OR \$5000 MIN.
LW360-25W-30K-G2	25W 3250LM 3000K Bronze	4	78.98	70.94	63.90
LW360-25W-40K-G2	25W 3250LM 4000K Bronze	4	78.98	70.94	63.90
LW360-25W-50K-G2	25W 3250LM 5000K Bronze	4	78.98	70.94	63.90
LW360-25W-MCT-G2	25W 3250LM 30K/40K/50K Bronze MCT	4	90.98	81.94	73.90
LW360-40W-30K-G2	40W 5200LM 3000K Bronze	4	87.98	79.94	71.90
LW360-40W-40K-G2	40W 5200LM 4000K Bronze	4	87.98	79.94	71.90
LW360-40W-50K-G2	40W 5200LM 5000K Bronze	4	87.98	79.94	71.90
LW360-60W-30K-G2	60W 7800LM 3000K Bronze	2	122.98	110.94	100.90
LW360-60W-40K-G2	60W 7800LM 4000K Bronze	2	122.98	110.94	100.90
LW360-60W-50K-G2	60W 7800LM 5000K Bronze	2	122.98	110.94	100.90
LW360-60W-MCT-G2	60W 7800LM 30K/40K/50K Bronze MCT	2	137.98	124.94	112.90
LW360-80W-30K-G2	80W 10400LM 3000K Bronze	2	130.98	118.94	107.90
LW360-80W-40K-G2	80W 10400LM 4000K Bronze	2	130.98	118.94	107.90
LW360-80W-50K-G2	80W 10400LM 5000K Bronze	2	130.98	118.94	107.90
LW360-120W-30K-G2	120W 15600LM 3000K Bronze	2	166.98	150.94	136.90
LW360-120W-40K-G2	120W 15600LM 4000K Bronze	2	166.98	150.94	136.90
LW360-120W-50K-G2	120W 15600LM 5000K Bronze	2	166.98	150.94	136.90
LW360-25W-MCT-WH-G2	25W 3250LM 30K/40K/50K White MCT	4	90.98	81.94	73.90
LW360-60W-MCT-WH-G2	60W 7800LM 30K/40K/50K White MCT	2	137.98	124.94	112.90
LW360-SH1	SHROUD FOR LW360 SERIES, BRONZE FINISH	-	16.10	-	-

*Rotatable Heads with set screw

NEW LOWER PRICES




FACTORY-INSTALLED OPTIONS, ENTER DESIRED OPTION CODE(S) AS LINE ITEMS ON YOUR PURCHASE ORDER UNDER THE PRODUCT CATALOG NUMBER

WATTS	EM OPTION	DESCRIPTION	PRICE	PHOTOCELL	DESCRIPTION	PRICE	PAINT	PRICE	SENSOR	DESCRIPTION	PRICE
25W, 40W, 60W	OPT-EM-LW360	BACK BOX	143.00	OPT-LW360-PC-B	BUTTON	51.00	OPT-CLR-85(BK/GR/SR/WH)	85.00	OPT-SEN-LW360-3MRLV-5	PROGRAMMABLE MICROWAVE	113.00
80W	OPT-EM-LW360-LG	BACK BOX	152.00	OPT-LW360-PC-B	BUTTON	51.00	OPT-CLR-95(BK/GR/SR/WH)	95.00	WEC-8RC	REMOTE CONTROL	9.50

***LED ROTATABLE WALL PACKS, 120-277V**

Dark Bronze & White



CATALOG NO.	DESCRIPTION	REPLACEMENT RANGE	PKG. QTY.	ALL DIST. OR ANY QUANTITY	W/P OR \$5000 MIN.
LW360-25W-40K	25W 3375LM 4000K Bronze	100-150 MH	4	74.98	67.94
LW360-60W-30K	60W 8100LM 3000K Bronze	200-300MH	2	136.98	126.94
LW360-60W-40K	60W 8100LM 4000K Bronze	200-300MH	2	136.98	126.94
LW360-60W-50K	60W 8100LM 5000K Bronze	200-300MH	2	136.98	126.94
LW360-80W-30K	80W 10800LM 3000K Bronze	250-400 MH	2	155.98	132.94
LW360-80W-40K	80W 10800LM 4000K Bronze	250-400 MH	2	155.98	132.94
LW360-80W-50K	80W 10800LM 5000K Bronze	250-400 MH	2	155.98	132.94
LW360-25W-30K-WH	25W 3375LM 3000K White	100-150 MH	4	74.98	67.94
LW360-25W-50K-WH	25W 3375LM 5000K White	100-150 MH	4	74.98	67.94
LW360-40W-30K-WH	40W 5400LM 3000K White	100-200 MH	4	78.98	76.94
LW360-40W-50K-WH	40W 5400LM 5000K White	100-200 MH	4	78.98	76.94
LW360-SH1	SHROUD FOR LW360 SERIES, BRONZE FINISH		-	16.10	-

*Rotatable Heads with set screw

NEW LOWER PRICES



FACTORY-INSTALLED OPTIONS, ENTER DESIRED OPTION CODE(S) AS LINE ITEMS ON YOUR PURCHASE ORDER UNDER THE PRODUCT CATALOG NUMBER

WATTS	EM OPTION	DESCRIPTION	PRICE	PHOTOCELL	DESCRIPTION	PRICE	PAINT	PRICE	SENSOR	DESCRIPTION	PRICE
25W, 40W, 60W	OPT-EM-LW360	BACK BOX	143.00	OPT-LW360-PC-B	BUTTON	51.00	OPT-CLR-85(BK/GR/SR/WH)	85.00	OPT-SEN-LW360-3MRLV-5	PROGRAMMABLE MICROWAVE	113.00
80W	OPT-EM-LW360-LG	BACK BOX	152.00	OPT-LW360-PC-B	BUTTON	51.00	OPT-CLR-95(BK/GR/SR/WH)	95.00	WEC-8RC	REMOTE CONTROL	9.50

LED VERSATILE WALL OR CEILING LIGHT, 120-277V



CATALOG NO.	DESCRIPTION	REPLACEMENT RANGE	PKG. QTY.	NON STOCKING DIST. OR ANY QUANTITY	STOCKING DIST. OR \$2500 MIN.	W/P OR \$5000 MIN.
WMV-20W-50K	20W 2000LM 5000K 11.4"(L) X 4.5"(W) X 3.5"(H)	50-100 MH	6	71.98	64.94	58.90
WMV-20W-40K	20W 1900LM 4000K 11.4"(L) X 4.5"(W) X 3.5"(H)	50-100 MH	6	71.98	64.94	58.90
WMV-20W-30K	20W 1800LM 3000K 11.4"(L) X 4.5"(W) X 3.5"(H)	50-100 MH	6	71.98	64.94	58.90



FACTORY-INSTALLED OPTIONS, ENTER DESIRED OPTION CODE(S) AS LINE ITEMS ON YOUR PURCHASE ORDER UNDER THE PRODUCT CATALOG NUMBER

WATTS	EM OPTION	DESCRIPTION	PRICE	PHOTOCELL	DESCRIPTION	PRICE	PAINT	PRICE	SENSOR	DESCRIPTION	PRICE
ALL	OPT-EM-0DIINT	INTERNAL	119.00	OPT-PC-B	BUTTON	34.00	OPT-CLR-70(BK/GR/SR/WH)	70.00	OPT-SEN-3MRLV-5	PROGRAMMABLE MICROWAVE BI-LEVEL	90.00
		VANDAL RES. DESCRIPTION	PRICE						WEC-8RC	REMOTE CONTROL	9.50
	OPT-TRS-T20	Tamper Resistant Screw	20.00								

LED SEMI-CUTOFF VANDAL-PROOF WALL PACK, 120-277V

Dark Bronze



CATALOG NO.	DESCRIPTION	REPLACEMENT RANGE	PKG. QTY.	ALL DIST. OR ANY QUANTITY	STOCKING DIST. OR \$2500 MIN.	W/P OR \$5000 MIN.
LTW-50CW	50W 4400LM 5000K	150-250 MH	1	119.98	111.94	109.90
LTW-50NW	50W 4400LM 4000K	150-250 MH	1	119.98	111.94	109.90
LTW-50WW	50W 4400LM 3000K	150-250 MH	1	119.98	111.94	109.90



FACTORY-INSTALLED OPTIONS, ENTER DESIRED OPTION CODE(S) AS LINE ITEMS ON YOUR PURCHASE ORDER UNDER THE PRODUCT CATALOG NUMBER

WATTS	EM OPTION	DESCRIPTION	PRICE	PHOTOCELL	DESCRIPTION	PRICE	PAINT	PRICE	SENSOR	DESCRIPTION	PRICE
ALL	OPT-EM-0DIINT	INTERNAL	119.00	OPT-PC-B	BUTTON	34.00	N/A	N/A	OPT-SEN-3MRLV-5	PROGRAMMABLE MICROWAVE BI-LEVEL	90.00
		480 V OPTION DESCRIPTION	PRICE						WEC-8RC	REMOTE CONTROL	9.50
	OPT-WP-480V	CHANGE VOLTAGE	180.00	OPT-TRS-T20	Tamper Resistant Screw	20.00					

POWER-ADJUSTABLE SMALL WALL PACK WITH PHOTOCELL 120-277V TYPE 2 LENS



CATALOG NO.	DESCRIPTION	REPLACEMENT RANGE	PKG. QTY.	NON STOCKING DIST. OR ANY QUANTITY	STOCKING DIST. OR \$2500 MIN.	W/P OR \$5000 MIN.
LSWX-5-30W-30K-PC	5W/10W/20W/30W 124LM/W 3000K		6	72.98	65.94	59.90
LSWX-5-30W-40K-PC	5W/10W/20W/30W 124LM/W 4000K		6	72.98	65.94	59.90
LSWX-5-30W-50K-PC	5W/10W/20W/30W 124LM/W 5000K		6	72.98	65.94	59.90

FOR FACTORY OPTION SEE LSW BELOW

LED NON-CUTOFF WALL PACK WITH PHOTOCELL, 120-277V (PHOTOCELL PREWIRED TO 120V)

Dark Bronze



CATALOG NO.	DESCRIPTION	REPLACEMENT RANGE	PKG. QTY.	NON STOCKING DIST. OR ANY QUANTITY	STOCKING DIST. OR \$2500 MIN.	W/P OR \$5000 MIN.
LSW-22CW-PC	20W 2100LM 5000K	50-100 MH	6	52.98	47.94	42.90
LSW-22NW-PC	20W 2050LM 4000K	50-100 MH	6	52.98	47.94	42.90
LSW-22WW-PC	20W 2000LM 3000K	50-100 MH	6	52.98	47.94	42.90
LSW-30CW-PC	30W 2900LM 5000K	100-175 MH	6	68.98	61.94	55.90
LSW-30NW-PC	30W 2800LM 4000K	100-175 MH	6	68.98	61.94	55.90
LSW-30WW-PC	30W 2700LM 3000K	100-175 MH	6	68.98	61.94	55.90



FACTORY-INSTALLED OPTIONS, ENTER DESIRED OPTION CODE(S) AS LINE ITEMS ON YOUR PURCHASE ORDER UNDER THE PRODUCT CATALOG NUMBER

WATTS	EM OPTION	DESCRIPTION	PRICE	PHOTOCELL	DESCRIPTION	PRICE	PAINT	PRICE	SENSOR	DESCRIPTION	PRICE
ALL	OPT-EM-LSW	INTERNAL	90.00	OPT-NOPC	REMOVE PHOTOCELL	NO CHARGE	N/A	N/A	OPT-SEN-SLPIR	EXTERNAL, SECURITY LIGHT TYPE	40.00
		VANDAL RES. DESCRIPTION	PRICE								
	OPT-TRS-T20	Tamper Resistant Screw	20.00								

NEW LOWER PRICES

MODERN LED SMALL NON-CUTOFF WALL PACK WITH PHOTOCELL

Dark Bronze & White



CATALOG NO.	DESCRIPTION	REPLACEMENT RANGE	PKG. QTY.	NON STOCKING DIST. OR ANY QUANTITY	STOCKING DIST. OR \$2500 MIN.	W/P OR \$5000 MIN.
LESW-15W-30K-P	15W 1675LM 3000K Bronze		10	24.98	21.94	19.90
LESW-15W-50K-P	15W 1875LM 5000K Bronze		10	24.98	21.94	19.90
LESW-20W-30K-P	20W 2300LM 3000K Bronze		10	27.98	24.94	21.90
LESW-20W-50K-P	20W 2500LM 5000K Bronze		10	27.98	24.94	21.90
LESW-15W-30K-P-WH	15W 1675LM 3000K White		10	24.98	21.94	19.90
LESW-15W-50K-P-WH	15W 1875LM 5000K White		10	24.98	21.94	19.90
LESW-20W-30K-P-WH	20W 2300LM 3000K White		10	27.98	24.94	21.90
LESW-20W-50K-P-WH	20W 2500LM 5000K White		10	27.98	24.94	21.90



FACTORY-INSTALLED OPTIONS, ENTER DESIRED OPTION CODE(S) AS LINE ITEMS ON YOUR PURCHASE ORDER UNDER THE PRODUCT CATALOG NUMBER

WATTS	EM OPTION	DESCRIPTION	PRICE	VANDAL RES.	DESCRIPTION	PRICE	PAINT	PRICE	SENSOR	DESCRIPTION	PRICE
ALL	OPT-EM-0D2EXT	EXTERNAL	165.00	OPT-TRS-T20	Tamper Resistant Screw	20.00	N/A	N/A	OPT-SEN-SLPIR	EXTERNAL, SECURITY LIGHT TYPE	40.00

NEW LOWER PRICES

NEW LOWER PRICES

OUTDOOR



LED MINI CUTOFF WALLPACK

See Below for bollard customization

Dark Bronze & White



OUTDOOR

CATALOG NO.	DESCRIPTION	PKG. QTY.	NON STOCKING DIST. OR ANY QUANTITY	STOCKING DIST. OR \$2500 MIN.	W/P OR \$5000 MIN.
 LMW-12W-30K	12W 1300LM 3000K Bronze	12	43.98	37.94	36.90
LMW-12W-40K	12W 1300LM 4000K Bronze	12	43.98	37.94	36.90
LMW-12W-50K	12W 1300LM 5000K Bronze	12	43.98	37.94	36.90
 LMW-12W-30K-WH	12W 1300LM 3000K White	12	58.98	50.94	48.90
LMW-12W-40K-WH	12W 1300LM 4000K White	12	58.98	50.94	48.90
LMW-12W-50K-WH	12W 1300LM 5000K White	12	58.98	50.94	48.90







SHOWN WITH EM SHOWN WITH SENSOR SHOWN WITH EM SHOWN WITH SENSOR

FACTORY-INSTALLED OPTIONS, ENTER DESIRED OPTION CODE(S) AS LINE ITEMS ON YOUR PURCHASE ORDER UNDER THE PRODUCT CATALOG NUMBER

WATTS	EM OPTION	DESCRIPTION	PRICE	PHOTOCELL	DESCRIPTION	PRICE	PAINT	PRICE	SENSOR	DESCRIPTION	PRICE
ALL	OPT-EM-FM10D	EXTERNAL BACK BOX	80.00	OPT-PC-BI	BUTTON	33.00	N/A	N/A	OPT-SEN-LMW-3MRLV-5	PROGRAMMABLE MICROWAVE BI-LEVEL	125.00
	OPT-EM-FM10D-WH	EXTERNAL BACK BOX	80.00								

LED WALL/STEP LIGHTS, 120-277V




CATALOG NO.	DESCRIPTION	PKG. QTY.	NON STOCKING DIST. OR ANY QUANTITY	STOCKING DIST. OR \$2500 MIN.	W/P OR \$5000 MIN.
 WMS-S-50K-BR	6W 660LM 5000K	24	37.98	32.94	29.90
WMS-S-30K-BR	6W 630LM 3000K	24	37.98	32.94	29.90
 WMS-R-50K-BR	6W 660LM 5000K	24	37.98	32.94	29.90
WMS-R-30K-BR	6W 630LM 3000K	24	37.98	32.94	29.90
 WMS-S-50K-WH	6W 660LM 5000K	24	37.98	32.94	29.90
WMS-S-30K-WH	6W 630LM 3000K	24	37.98	32.94	29.90
 WMS-R-50K-WH	6W 660LM 5000K	24	37.98	32.94	29.90
WMS-R-30K-WH	6W 630LM 3000K	24	37.98	32.94	29.90

FACTORY-INSTALLED OPTIONS, ENTER DESIRED OPTION CODE(S) AS LINE ITEMS ON YOUR PURCHASE ORDER UNDER THE PRODUCT CATALOG NUMBER

WATTS	EM OPTION	DESCRIPTION	PRICE	PHOTOCELL	DESCRIPTION	PRICE	PAINT	PRICE	SENSOR	DESCRIPTION	PRICE
6W	OPT-EM-FM10D	EXTERNAL BACK BOX	80.00	N/A	N/A	N/A	OPT-CLR-65(BK/GR/SR/WH)	65.00	OPT-SEN-LMW-3MRLV-5	PROGRAMMABLE MICROWAVE BI-LEVEL	125.00
POST ALL MODELS	OPT-EM-ODIINT	POST MOUNT	119.00	N/A	N/A	N/A	OPT-CLR-65(BK/GR/SR/WH)	65.00			

POST FOR WMS, LMW, LWA-12W, LWAX-12W SERIES

CATALOG NO.	DESCRIPTION	ALL DIST. OR ANY QUANTITY
 WMS-POST1-18	18" One side optional Post, Bronze Finish	45.98
WMS-POST2-18	18" Two side optional Post, Bronze Finish	47.98
WMS-POST1-36	36" One side optional Post, Bronze Finish	72.98
WMS-POST2-36	36" Two side optional Post, Bronze Finish	73.98

BOLLARD CUSTOMIZATION

CATALOG NO.	POST SIZE		FIXTURES PER POLE		COLOR TEMPERATURE		FINISH	
	CODE	DESCRIPTION	CODE	DESCRIPTION	CODE	DESCRIPTION	CODE	DESCRIPTION
WMS-S	18	18 Inch	1	1 Sided	30K	3000K	BR	Bronze
WMS-R	36	36 Inch	2	2 Sided	40K	4000K	WH	White
LMW					50K	5000K		


For more information on each fixture model, refer to: LWA-12 page 3, LMW page 8, WMS page 8.



ROUND AND SQUARE BOLLARD (ADJUSTABLE POWER 12-22W & CCT 30K/40K/50K)



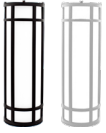
NEW

CATALOG NO.	DESCRIPTION	PKG. QTY.	NON STOCKING DIST. OR ANY QUANTITY	STOCKING DIST. OR \$2500 MIN.	W/P OR \$5000 MIN.
 BOL-44-R-L-C-MCTP-BK	Bollard 44In Round Dome Top Louver Clear Lens, Black	1	204.98	185.94	168.90
BOL-44-R-L-C-MCTP-BR	Bollard 44In Round Dome Top Louver Clear Lens, Bronze	1	204.98	185.94	168.90
BOL-44-R-C-C-MCTP-BK	Bollard 44In Round Dome Top Cone Clear Lens, Black	1	196.98	178.94	162.40
BOL-44-R-C-C-MCTP-BR	Bollard 44In Round Dome Top Cone Clear Lens, Bronze	1	196.98	178.94	162.40
BOL-44-R-C-F-MCTP-BK	Bollard 44In Round Dome Top Cone Frost Lens, Black	1	210.98	190.94	173.40
BOL-44-R-C-F-MCTP-BR	Bollard 44In Round Dome Top Cone Frost Lens, Bronze	1	210.98	190.94	173.40
BOL-42-R-C-C-MCTP-BK	Bollard 42In Round Flat Top Cone Clear Lens, Black	1	188.98	170.94	154.90
BOL-42-R-C-C-MCTP-BR	Bollard 42In Round Flat Top Cone Clear Lens, Bronze	1	188.98	170.94	154.90
BOL-42-R-C-F-MCTP-BK	Bollard 42In Round Flat Top Cone Frost Lens, Black	1	217.98	197.94	179.90
BOL-42-R-C-F-MCTP-BR	Bollard 42In Round Flat Top Cone Frost Lens, Bronze	1	217.98	197.94	179.90
BOL-42-S-C-C-MCTP-BK	Bollard 42In Square Flat Top Cone Clear Lens, Black	1	216.98	196.94	178.90
BOL-42-S-C-C-MCTP-BR	Bollard 42In Square Flat Top Cone Clear Lens, Bronz	1	216.98	196.94	178.90

FACTORY-INSTALLED OPTIONS, ENTER DESIRED OPTION CODE(S) AS LINE ITEMS ON YOUR PURCHASE ORDER UNDER THE PRODUCT CATALOG NUMBER

WATTS	EM OPTION	DESCRIPTION	PRICE	PHOTOCELL	DESCRIPTION	PRICE	PAINT	PRICE	SENSOR	DESCRIPTION	PRICE
ALL MODELS	N/A	N/A	N/A	N/A	N/A	N/A	OPT-CRL-95(BK/GR/SR/WH)	95.00	N/A	N/A	N/A

18" OUTDOOR/INDOOR WALL SCNCE



CATALOG NO.	DESCRIPTION	PKG. QTY.	NON STOCKING DIST. OR ANY QUANTITY	STOCKING DIST. OR \$2500 MIN.	WIP OR \$5000 MIN.
LDSL-MCT-D-BZ	20W 1500LM 3000K/4000K/5000K Bronze	6	81.98	73.94	66.90
LDSL-MCT-D-SIL	20W 1500LM 3500K/4000K/5000K Silver	6	81.98	73.94	66.90



FACTORY-INSTALLED OPTIONS, ENTER DESIRED OPTION CODE(S) AS LINE ITEMS ON YOUR PURCHASE ORDER UNDER THE PRODUCT CATALOG NUMBER

WATTS	EM OPTION	DESCRIPTION	PRICE	PHOTOCELL	DESCRIPTION	PRICE	PAINT	PRICE	SENSOR	DESCRIPTION	PRICE
ALL	OPT-EM-08120AC	EXTERNAL BACK BOX	80.00	N/A	N/A	N/A	N/A	N/A	N/A	N/A	N/A

10" OUTDOOR/INDOOR LED DECORATIVE WALL SCNCE



CATALOG NO.	DESCRIPTION	PKG. QTY.	NON STOCKING DIST. OR ANY QUANTITY	STOCKING DIST. OR \$2500 MIN.	WIP OR \$5000 MIN.
LDS-12W-30K-D	12W 1200LM 3000K 120V Gray	6	35.98	33.94	30.90
LDS-MCT-D	12W 1200LM 30K/40K/50K 120V Gray	6	42.98	38.94	34.90
LDS-MCT-D-BZ	12W 1200LM 30K/40K/50K 120V Bronze	6	42.98	38.94	34.90



FACTORY-INSTALLED OPTIONS, ENTER DESIRED OPTION CODE(S) AS LINE ITEMS ON YOUR PURCHASE ORDER UNDER THE PRODUCT CATALOG NUMBER

WATTS	EM OPTION	DESCRIPTION	PRICE	PHOTOCELL	DESCRIPTION	PRICE	PAINT	PRICE	SENSOR	DESCRIPTION	PRICE
ALL MODELS	OPT-EM-LDS		151.00	OPT-PC-BI	BUTTON	33.00	N/A	N/A	OPT-SEN-LDS-BR	PROGRAMMABLE MICROWAVE BI-LEVEL	125.00
									OPT-SEN-LDS-GY	PROGRAMMABLE MICROWAVE BI-LEVEL	125.00
									WEC-8RC	OPTIONAL REMOTE	9.50

4" LED CYLINDER LIGHTS, 120V, IP65

Bronze & Brushed Nickel



CATALOG NO.	DESCRIPTION	PKG. QTY.	NON STOCKING DIST. OR ANY QUANTITY	STOCKING DIST. OR \$2500 MIN.	WIP OR \$5000 MIN.
WMC-DL-MCT-BR-DT	15W 1200LM 3000K/4000K/5000K 4" D X 8" H. DOWN LIGHT	6	53.98	48.94	43.90
WMC-DL-MCT-BN-DT	15W 1200LM 3000K/4000K/5000K 4" D X 8" H. DOWN LIGHT	6	53.98	48.94	43.90
WMC-UDL-MCT-BR-DT	30W 2400LM 3000K/4000K/5000K 4" D X 12" H. UP/DOWN	6	78.98	70.94	63.90
WMC-UDL-MCT-BN-DT	30W 2400LM 3000K/4000K/5000K 4" D X 12" H. UP/DOWN	6	78.98	70.94	63.90



4" CYLINDER LIGHTS, 120V, IP65

Bronze & Brushed Nickel



CATALOG NO.	DESCRIPTION	PKG. QTY.	ORIGINAL PRICE	ALL DIST. OR ANY QUANTITY
WMC-DL-15W-50K-BR	15W 1144LM 5000K 4" D. X 8" H. DOWN LIGHT	6	42.98	34.90
WMC-UDL-20W-30K-BR	20W 1667LM 3000K 4" D X 12" H. UP/DOWN	6	47.98	38.90
WMC-UDL-20W-50K-BR	20W 1667LM 5000K 4" D X 12" H. UP/DOWN	6	47.98	38.90
WMC-DL-15W-50K-BN	15W 1144LM 5000K 4" D X 8" H. DOWN LIGHT	6	44.98	36.90
WMC-UDL-20W-30K-BN	20W 1667LM 3000K 4" D X 12" H. UP/DOWN	6	49.98	40.90
WMC-UDL-20W-50K-BN	20W 1667LM 5000K 4" D X 12" H. UP/DOWN	6	49.98	40.90



NEW LOWER PRICES

6" LED CYLINDER LIGHTS, 120-277V, IP65

Bronze & Brushed Nickel



CATALOG NO.	DESCRIPTION	PKG. QTY.	NON STOCKING DIST. OR ANY QUANTITY	STOCKING DIST. OR \$2500 MIN.	WIP OR \$5000 MIN.
WMCL-UDL-MCT-BN	40W 3200LM 3000K/4000K/5000K 6" D X 18" H	4	120.98	109.94	99.90
WMCL-UDL-MCT-BR	40W 3200LM 3000K/4000K/5000K 6" D X 18" H	4	114.98	103.94	93.90



NEW LOWER PRICES

4" SQUARE LED CYLINDER LIGHTS, 120V, IP65

Bronze & Brushed Nickel



CATALOG NO.	DESCRIPTION	PKG. QTY.	NON STOCKING DIST. OR ANY QUANTITY	STOCKING DIST. OR \$2500 MIN.	WIP OR \$5000 MIN.
WMCS-UDL-MCT-BN-DT	24W 1920LM 3000K/4000K/5000K 10-1/4" H X 3-1/2" SQ	6	65.98	59.94	53.90
WMCS-UDL-MCT-BR-DT	24W 1920LM 3000K/4000K/5000K 10-1/4" H X 3-1/2" SQ	6	65.98	59.94	53.90



FACTORY-INSTALLED OPTIONS, ENTER DESIRED OPTION CODE(S) AS LINE ITEMS ON YOUR PURCHASE ORDER UNDER THE PRODUCT CATALOG NUMBER

WATTS	EM OPTION	DESCRIPTION	PRICE	PHOTOCELL	DESCRIPTION	PRICE	PAINT	PRICE	SENSOR	DESCRIPTION	PRICE
ALL MODELS	OPT-EM-0DIINT	INTERNAL	119.00	OPT-PC-B	BUTTON	34.00	N/A	N/A	OPT-SEN-WMC	PROGRAMMABLE MICROWAVE BI-LEVEL	90.00
									WEC-8RC	REMOTE CONTROL	9.50



LED RESIDENTIAL LANTERNS WITH PHOTOCELL

OUTDOOR



CATALOG NO.	DESCRIPTION	PKG. QTY.	NON STOCKING DIST. OR ANY QUANTITY	STOCKING DIST. OR \$2500 MIN.	W/P OR \$5000 MIN.
LRS-A-30K-PC	12W 1150LM 3000K	6	23.98	22.94	21.90
LRS-A-40K-PC	12W 1150LM 4000K	6	23.98	22.94	21.90
LRS-B-30K-PC	6W 550LM 3000K	12	22.98	20.94	19.90
LRS-B-40K-PC	6W 550LM 4000K	12	22.98	20.94	19.90

LED DIMMABLE RESIDENTIAL LIGHTS



CATALOG NO.	DESCRIPTION	PKG. QTY.	NON STOCKING DIST. OR ANY QUANTITY	STOCKING DIST. OR \$2500 MIN.	W/P OR \$5000 MIN.
LRS-C-30K-D	12W 1100LM 3000K	6	35.98	31.94	28.90
LRS-C-40K-D	12W 1100LM 4000K	6	35.98	31.94	28.90
LRS-D-30K-D	12W 1100LM 3000K	6	37.98	33.94	30.90
LRS-D-40K-D	12W 1100LM 4000K	6	37.98	33.94	30.90

NEW LOWER PRICES

ARCHITECTURAL OUTDOOR/INDOOR LED WALL LIGHTS 3CCT



NEW



CATALOG NO.	DESCRIPTION	PKG. QTY.	NON STOCKING DIST. OR ANY QUANTITY	STOCKING DIST. OR \$2500 MIN.	W/P OR \$5000 MIN.
LRS-E-MCT-C90-BK	12W 650LM 3000K/4000K/5000K BLACK	12	48.98	43.94	39.90
LRS-E-MCT-C90-WH	12W 650LM 3000K/4000K/5000K WHITE	12	48.98	43.94	39.90
LRS-E-MCT-C90-MGBR	12W 650LM 3000K/4000K/5000K MARINE GRADE BRONZE	12	49.98	44.94	40.90

ARCHITECTURAL OUTDOOR/INDOOR LED WALL LIGHTS 3CCT



NEW



CATALOG NO.	DESCRIPTION	PKG. QTY.	NON STOCKING DIST. OR ANY QUANTITY	STOCKING DIST. OR \$2500 MIN.	W/P OR \$5000 MIN.
LRS-F-MCT-C90-BK	12W 650LM 3000K/4000K/5000K BLACK	12	49.98	44.94	40.90
LRS-F-MCT-C90-WH	12W 650LM 3000K/4000K/5000K WHITE	12	49.98	44.94	40.90
LRS-F-MCT-C90-MGBR	12W 650LM 3000K/4000K/5000K MARINE GRADE BRONZE	12	51.98	46.94	41.90

ARCHITECTURAL OUTDOOR/INDOOR LED WALL LIGHTS 3CCT



NEW



CATALOG NO.	DESCRIPTION	PKG. QTY.	NON STOCKING DIST. OR ANY QUANTITY	STOCKING DIST. OR \$2500 MIN.	W/P OR \$5000 MIN.
LRS-G-MCT-C90-BK	12W 650LM 3000K/4000K/5000K BLACK	12	49.98	44.94	40.90
LRS-G-MCT-C90-WH	12W 650LM 3000K/4000K/5000K WHITE	12	49.98	44.94	40.90
LRS-G-MCT-C90-MGBR	12W 650LM 3000K/4000K/5000K MARINE GRADE BRONZE	12	51.98	46.94	41.90

ARCHITECTURAL OUTDOOR/INDOOR LED WALL LIGHTS 3CCT





NEW



CATALOG NO.	DESCRIPTION	PKG. QTY.	NON STOCKING DIST. OR ANY QUANTITY	STOCKING DIST. OR \$2500 MIN.	W/P OR \$5000 MIN.
LRS-H-MCT-C90-BK	12W 650LM 3000K/4000K/5000K BLACK	12	51.98	46.94	41.90
LRS-H-MCT-C90-WH	12W 650LM 3000K/4000K/5000K WHITE	12	51.98	46.94	41.90
LRS-H-MCT-C90-MGBR	12W 650LM 3000K/4000K/5000K MARINE GRADE BRONZE	12	52.98	47.94	42.90


POWER-ADJUSTABLE FLOOD/AREA LIGHT, 120-277V TYPE 3 LENS



CATALOG NO.	DESCRIPTION	PKG QTY.	NON STOCKING DIST. OR ANY QUANTITY	STOCKING DIST. OR \$2500 MIN.	W/P OR \$5000 MIN.
 LFX-LG-50-150W-30K	50W/80W/100W/150W 140LM/W 3000K Replaces LF-HL 80W TO 150W	1	120.98	109.94	99.90
LFX-LG-50-150W-40K	50W/80W/100W/150W 140LM/W 4000K Replaces LF-HL 80W TO 150W	1	120.98	109.94	99.90
LFX-LG-50-150W-50K	50W/80W/100W/150W 140LM/W 5000K Replaces LF-HL 80W TO 150W	1	120.98	109.94	99.90
 LFX-XL-150-300W-30K	150W/200W/240W/300W 145LM/W 3000K Replaces LF-HL 230W TO 300W	1	247.98	224.94	203.98
LFX-XL-150-300W-40K	150W/200W/240W/300W 145LM/W 4000K Replaces LF-HL 230W TO 300W	1	247.98	224.94	203.98
LFX-XL-150-300W-50K	150W/200W/240W/300W 145LM/W 5000K Replaces LF-HL 230W TO 300W	1	247.98	224.94	203.98



POWER-ADJUSTABLE FLOOD/AREA LIGHT, 480V TYPE 3 LENS



CATALOG NO.	DESCRIPTION	PKG QTY.	NON STOCKING DIST. OR ANY QUANTITY	STOCKING DIST. OR \$2500 MIN.	W/P OR \$5000 MIN.
 LFX-LG-50-150W-50K-480V	50W/80W/100W/150W 140LM/W 5000K	1	190.98	172.94	156.90
LFX-XL-150-300W-50K-480V	150W/200W/240W/300W 145LM/W 5000K	1	291.98	264.94	240.90

POWER & CCT ADJUSTABLE FLOOD/AREA LIGHT, 120-277V TYPE 3 LENS



CATALOG NO.	DESCRIPTION	PKG QTY.	NON STOCKING DIST. OR ANY QUANTITY	STOCKING DIST. OR \$2500 MIN.	W/P OR \$5000 MIN.
 LFXPRO-LG-50-150W-MCTP	50W/80W/100W/150W 125LM/W 30K/40K/50K/57K	1	164.98	149.94	135.90
LFXPRO-LG-50-150W-MCTP-WH	50W/80W/100W/150W 125LM/W 30K/40K/50K/57K	1	213.98	193.94	175.90
 LFXPRO-XL-150-300W-MCTP	150W/200W/240W/300W 125LM/W 30K/40K/50K/57K	1	290.98	263.94	239.90
LFXPRO-XL-150-300W-MCTP-WH	150W/200W/240W/300W 125LM/W 30K/40K/50K/57K	1	350.98	318.94	289.90

POWER & CCT ADJUSTABLE ARCHITECTURAL ROUND-BACK FLOOD LIGHT, 120-277V







CATALOG NO.	DESCRIPTION	PKG QTY.	NON STOCKING DIST. OR ANY QUANTITY	STOCKING DIST. OR \$2500 MIN.	W/P OR \$5000 MIN.
 LF4PRO-50-150W-MCTP	50W/80W/100W/150W 125LM/W 30K/40K/50K/57K	1	164.98	149.94	135.90

MOUNTING OPTIONS FOR LFX, LFXPRO & LF4PRO SERIES

 26.90 LFX-SF (Bronze) 28.90 LFX-SF-WH (White) Slip Fitter for LFX & LFXPRO & LF4PRO Series	 27.90 LFX-EXT (Bronze) 29.90 LFX-EXT-WH (White) Straight Arm for LFX & LFXPRO & LF4PRO Series	 29.90 LFX-ASA (Bronze) 31.90 LFX-ASA-WH (White) Adjustable Straight Arm for LFX & LFXPRO & LF4PRO Series
 7.90 LFX-PASF (Bronze) 8.90 LFX-PASF-WH (White) Pole Adapter for Slip Fitter for LFX & LFXPRO & LF4PRO Series	 16.90 LFX-YK (Bronze) 18.90 LFX-YK-WH (White) Yoke for LFX & LFXPRO & LF4PRO Series	 16.90 LFX-TR-A (Bronze) 18.90 LFX-TR-A-WH (White) U Bracket for LFX & LFXPRO "LG" & LF4PRO Series
		 16.90 LFX-TR-B (Bronze) 18.90 LFX-TR-B-WH (White) U Bracket for LFX & LFXPRO "XL" Series

SHROUD & WIRE GUARD FOR LFX, LFX PRO, LF4 PRO SERIES



CATALOG NO.	DESCRIPTION	ALL DIST. OR ANY QUANTITY
 LF-SHROUD-A	Half Shroud for LFX & LFXPRO "LG" & LF4PRO Series	28.98
 LF-SHROUD-B	Half Shroud for LFX & LFXPRO "XL" Series	36.98
 LF-SHROUD-D	Full Shroud for LFX & LFXPRO "LG" & LF4PRO Series	35.98
 LF-SHROUD-E	Full Shroud for LFX & LFXPRO "XL" Series	46.98
LFX-WG-A	Wire Guard for LFX "LG" Series	19.98
LFX-WG-B	Wire Guard for LFX "XL" Series	22.98
LFXPRO-WG-A	Wire Guard for LFXPRO "LG" Series	19.98
LFXPRO-WG-B	Wire Guard for LFXPRO "XL" Series	22.98



FACTORY-INSTALLED OPTIONS, ENTER DESIRED OPTION CODE(S) AS LINE ITEMS ON YOUR PURCHASE ORDER UNDER THE PRODUCT CATALOG NUMBER

WATTS	EM OPTION	DESCRIPTION	PRICE	PHOTOCELL	DESCRIPTION	PRICE	PAINT	PRICE	SENSOR	DESCRIPTION	PRICE
UP TO 230W	OPT-EM-0D2HEXT	EXTERNAL BOX	165.00	OPT-3MPC	ELECTRONIC	34.00	OPT-CLR-95(CBK/GR/SR/WH)	95.00	OPT-SEN-3MR-3	PROGRAMMABLE MICROWAVE BI-LEVEL	82.00
300W	OPT-EM-0D2EXT	EXTERNAL BOX	165.00	OPT-010WPO	0-10V Dim. Wires Pulled Out	25.00			WEC-8RC	REMOTE CONTROL	9.50

ECONOMY FLOOD/AREA LIGHT SERIES TYPE 3 LENSES

Dark Bronze



CATALOG NO. (5000K)	CATALOG NO. (4000K)	DESCRIPTION	WHILE SUPPLIES LAST	PKG QTY	NON STOCKING DIST. OR ANY QUANTITY	STOCKING DIST. OR \$2500 MIN.	WIP OR \$5000 MIN.
LFCO-50W-50K	LFCO-50W-40K	50W 6900LM		1	111.19	96.69	87.90
LFCO-80W-50K	LFCO-80W-40K	80W 10800LM		1	113.72	98.89	89.90
LFCO-100W-50K	LFCO-100W-40K	100W 14000LM		1	121.31	105.49	95.90
-	LFCO-150W-40K	150W 19900LM		1	140.29	121.99	110.90
LFCO-230W-50K	LFCO-230W-40K	230W 30100LM		1	193.42	168.19	152.90
-	LFCO-300W-40K	300W 41000LM		1	276.91	240.79	218.90



FACTORY-INSTALLED OPTIONS, ENTER DESIRED OPTION CODE(S) AS LINE ITEMS ON YOUR PURCHASE ORDER UNDER THE PRODUCT CATALOG NUMBER

WATTS	EM OPTION	DESCRIPTION	PRICE	PHOTOCELL	DESCRIPTION	PRICE	PAINT	PRICE	SENSOR	DESCRIPTION	PRICE
UP TO 230W	OPT-EM-0D2HEXT	EXTERNAL BOX	165.00	OPT-3MPC	ELECTRONIC	34.00	OPT-CLR-95(BK/GR/SR/WH) (300W Only)	95.00	OPT-SEN-3MR-3	PROGRAMMABLE	82.00
300W	OPT-EM-0D2EXT	EXTERNAL BOX	165.00	WIRES PULLED OUT	DESCRIPTION	PRICE			WEC-8RC	MICROWAVE BI-LEVEL	
				OPT-010WPO	0-10V Dim. Wires Pulled Out	25.00				REMOTE CONTROL	9.50

HIGH-LUMEN DLC PREMIUM LF3 FLOOD/AREA LIGHT SERIES
WITH SNAP-ON & BOLT MOUNTING OPTIONS FOR ONE-PERSON INSTALLATIONS
SELECT A MOUNTING OPTION - SOLD SEPARATELY TYPE 3 LENS



CATALOG NO.	DESCRIPTION	WHILE SUPPLIES LAST	PKG QTY	NON STOCKING DIST. OR ANY QUANTITY	STOCKING DIST. OR \$2500 MIN.	WIP OR \$5000 MIN.
LF3-HL-80W-30K	80W 10400LM 3000K 150-250 MH		1	139.02	126.39	109.90
LF3-HL-80W-50K	80W 11200LM 5000K 150-250 MH		1	139.02	126.39	109.90
LF3-HL-100W-30K	100W 13000LM 3000K 200-400 MH		1	98.90	-	-
LF3-HL-100W-50K	100W 13200LM 5000K 200-400 MH		1	135.63	117.94	115.90
LF3-HL-150W-30K	150W 19700LM 3000K 320-400 MH		1	105.90	-	-
LF3-HL-150W-40K	150W 20680LM 4000K 320-400 MH		1	152.88	132.94	129.90
LF3-HL-150W-50K	150W 20680LM 5000K 320-400 MH		1	152.88	132.94	129.90
LF3-HL-230W-30K	230W 29600LM 3000K 350MH-400MH		1	224.18	194.94	193.90
LF3-HL-230W-50K	230W 31000LM 5000K 350MH-400MH		1	224.18	194.94	193.90
LF3-HL-300W-30K	300W 37000LM 3000K 1000MH		1	347.75	316.14	274.90
LF3-HL-300W-40K	300W 39000LM 4000K 1000MH		1	347.75	316.14	274.90
LF3-HL-300W-50K	300W 39000LM 5000K 1000MH		1	347.75	316.14	274.90
LF3-HL-100W-40K-480V	100W 13200LM 4000K 200-400 MH		1	150.90	-	-
LF3-HL-100W-50K-480V	100W 13200LM 5000K 200-400 MH		1	263.98	216.94	180.90
LF3-HL-150W-40K-480V	150W 20680LM 4000K 320-400 MH		1	309.98	260.94	239.90
LF3-HL-230W-40K-480V	230W 31000LM 4000K 350MH-400MH		1	190.90	-	-
LF3-HL-230W-50K-480V	230W 31000LM 5000K 350MH-400MH		1	420.98	320.94	253.90
LF3-HL-300W-50K-480V	300W 39000LM 5000K 1000MH		1	525.98	405.94	380.90

480V 120~277V

HIGH-LUMEN DLC PREMIUM LF3 FLOOD LIGHT SERIES WITH "U" BRACKET TYPE 2 LENS



CATALOG NO.	DESCRIPTION	WHILE SUPPLIES LAST	PKG QTY	NON STOCKING DIST. OR ANY QUANTITY	STOCKING DIST. OR \$2500 MIN.	WIP OR \$5000 MIN.
LF3-HL-80W-40K-TR	80W 10700LM 4000K 150-250 MH		1	143.53	127.04	125.90
LF3-HL-100W-30K-TR	100W 13000LM 3000K 200-400 MH		1	152.73	135.04	127.90
LF3-HL-150W-30K-TR	150W 19700LM 3000K 320-400 MH		1	169.98	150.04	149.90
LF3-HL-230W-30K-TR	230W 29600LM 3000K 350MH-400MH		1	241.28	212.04	211.90
LF3-HL-230W-40K-TR	230W 30000LM 4000K 350MH-400MH		1	241.28	212.04	211.90
LF3-HL-300W-30K-TR	300W 37000LM 3000K 1000MH		1	333.28	292.04	290.90
LF3-HL-300W-40K-TR	300W 39000LM 4000K 1000MH		1	333.28	292.04	290.90
LF3-HL-300W-50K-TR	300W 39000LM 5000K 1000MH		1	333.28	292.04	290.90

FACTORY-INSTALLED OPTIONS, ENTER DESIRED OPTION CODE(S) AS LINE ITEMS ON YOUR PURCHASE ORDER UNDER THE PRODUCT CATALOG NUMBER

WATTS	LENS OPTIONS	TYPES	PRICE	PHOTOCELL	DESCRIPTION	PRICE	PAINT	PRICE	SENSOR	DESCRIPTION	PRICE
80W & LARGER	OPT-TYPEII-80W/100W/150W	TYPE 2 OR 4	34.00	OPT-LF3-PCK	TWIST LOCK	40.00	OPT-CLR-95(BK/GR/SR/WH)	95.00	OPT-SEN-3MR-3	PROGRAMMABLE	82.00
	OPT-TYPEII-230W		51.00	OPT-LF3-PCK-480V	TWIST LOCK	74.00		WEC-8RC	MICROWAVE BI-LEVEL		
	OPT-TYPEII-300W		68.00						REMOTE CONTROL	9.50	
	OPT-TYPEIV-80W/100W/150W		34.00	OPT-TLS0C7P	7-PIN SOCKET FOR SMART CONTROL RECEIVERS(SHORTING CAP INCL)	48.00		OPT-SEN-ULHB-480V	ULHB-SK-480V (For 480V)	125.00	
	OPT-TYPEIV-230W		51.00								
	OPT-TYPEIV-300W		68.00								
	EM OPTION	DESCRIPTION	PRICE	WIRES PULLED OUT	DESCRIPTION	PRICE					
	OPT-EM-0D2EXT	EXTERNAL	165.00	OPT-010WPO	0-10V Dim. Wires Pulled Out	25.00					

MOUNTING OPTIONS FOR LF3-HL SERIES



\$28.90
LF3-HL-SF
Adjustable Slip Fitter for Pole Mount 2"-2-1/2"



\$36.25
LF3-HL-RSF
Modern Adjustable Slip Fitter for Pole Mount 2"-2-1/2"



\$29.35
LF3-HL-FSF
Fixed Slip Fitter for Pole Mount 2"-2-1/2"



\$17.10
LF3-HL-YK-100W/150W/230W
\$17.10
LF3-HL-YK-300W
Yoke



\$35.54
LF3-HL-RA
Rectangular Arm 2" Wide



\$14.85 + \$35.54
LF3-WMA + LF3-HL-RA
Spaced Straight Surf. Mount



\$30.90
LF3-HL-EXTARM
Straight extension arm for shoe box application 3.5" Wide



\$39.70
LF3-HL-ASA
Adjustable Straight Arm 3" Wide



\$14.85 + \$30.90
LF3-WMA + LF3-HL-EXTARM
Straight Surf. Mount



\$14.85 + \$39.70
LF3-WMA + LF3-HL-ASA
Adjustable Surf. Mount



\$14.85 + \$35.54
LF3-WMA + LF3-HL-RA
Close-to-Wall Surf. Mount



\$17.10
OPT-LF3-HL-480V-TR-80W/100W/150W
\$17.10
OPT-LF3-HL-480V-TR-230W/300W
"U" Bracket



\$21.74
LF3-HL-PMR1 (For 80W, 100W, 150W)
\$33.24
LF3-HL-PMR2 (For 230W, 300W)
Round Pole Mount



\$21.74
LF3-HL-PMS1 (For 80W, 100W, 150W)
\$44.74
LF3-HL-PMS2 (For 230W, 300W)
Square Pole Mount

COLOR OPTIONS FOR LF3-HL



See option's section page 15

MOTION SENSOR FOR LF3-HL SERIES



Bi-Level Motion Sensor
See option's section page 12

PHOTOCELL FOR LF3-HL SERIES



Twist-Lock Photocell Kit
See option's section page 12


7-PIN SOCKET FOR SMART CONTROL RECEIVERS

RECEIVER NOT INCL.



SMART CONTROL RECEIVER SOCKET
See option's section page 12


SHROUD & WIRE GUARD FOR LF3-HL SERIES



CATALOG NO.	DESCRIPTION	ALL DIST. OR ANY QUANTITY
LF3-SH3	Shroud for LF3-HL 80W/100W/150W, Reversible	26.98
LF3-SH4	Shroud for LF3-HL 230W, Reversible	31.98
LF3-SH5	Shroud for LF3-HL 300W, Reversible	34.98
LF3-SH3FG	Full-Glare Shroud for LF3-HL 80W/100W/150W	33.98
LF3-SH4FG	Full-Glare Shroud for LF3-HL 230W	39.98
LF3-SH5FG	Full-Glare Shroud for LF3-HL 300W	43.98
LF3-WG3	Wire Guard for LF3-HL 80W/100W/150W	16.98
LF3-WG4	Wire Guard for LF3-HL 230W	18.98
LF3-WG5	Wire Guard for LF3-HL 300W	20.98

COMPACT FLOOD LIGHTS, INCL. 3CCT VERSIONS WITH 1/2" KNUCKLE, 120V




CATALOG NO.	DESCRIPTION	PKG. QTY.	NON STOCKING DIST. OR ANY QUANTITY	STOCKING DIST. OR \$2500 MIN.	W/P OR \$5000 MIN.
 LFE-15W-30K-KN	15W 1600LM 3000K	48	19.98	17.94	15.90
LFE-15W-40K-KN	15W 1600LM 4000K	48	19.98	17.94	15.90
LFE-15W-50K-KN	15W 1600LM 5000K	48	19.98	17.94	15.90

3CCT VERSION COMPACT FLOOD LIGHTS MCT

 LFE-15W-MCT-KN	15W 1600LM 3000K/4000K/5000K	48	28.98	25.94	22.90
LFE-30W-MCT-KN	30W 3250LM 3000K/4000K/5000K	24	30.98	27.94	24.90
LFE-50W-MCT-KN	50W 5250LM 3000K/4000K/5000K	16	43.98	39.94	35.90

X-GEN. SMALL FLOOD LIGHTS 0-10V DIM., INCL. MULTI POWER & MULTI POWER + 3CCT (WITH KNUCKLE) 120-277V



CATALOG NO.	DESCRIPTION	PKG. QTY.	NON STOCKING DIST. OR ANY QUANTITY	STOCKING DIST. OR \$2500 MIN.	W/P OR \$5000 MIN.
EXTRA SMALL FLOOD LIGHT					
 LFX-XS-15W-30K-KN	15W 1950LM 3000K	18	27.98	24.94	21.90
LFX-XS-15W-40K-KN	15W 1950LM 4000K	18	27.98	24.94	21.90
LFX-XS-15W-50K-KN	15W 1950LM 5000K	18	27.98	24.94	21.90

POWER-ADJUSTABLE SMALL FLOOD LIGHT MP



 LFX-SM-10-30W-30K-KN	10W/15W/20W/30W 130LM/W 3000K	10	45.98	40.94	36.90
LFX-SM-10-30W-40K-KN	10W/15W/20W/30W 130LM/W 4000K	10	45.98	40.94	36.90
LFX-SM-10-30W-50K-KN	10W/15W/20W/30W 130LM/W 5000K	10	45.98	40.94	36.90
 LFX-MD-15-50W-30K-KN	15W/20W/30W/50W 130LM/W 3000K	6	57.98	51.94	46.90
LFX-MD-15-50W-40K-KN	15W/20W/30W/50W 130LM/W 4000K	6	57.98	51.94	46.90
LFX-MD-15-50W-50K-KN	15W/20W/30W/50W 130LM/W 5000K	6	57.98	51.94	46.90

POWER & CCT-ADJUSTABLE SMALL FLOOD LIGHT MCTP

 LFX-SM-10-30W-MCTP-KN	10W/15W/20W/30W 130LM/W 30K/40K/50K/57K	6	59.98	53.94	48.90
LFX-SM-10-30W-MCTP-KN-WH	10W/15W/20W/30W 130LM/W 30K/40K/50K/57K	6	60.98	54.94	49.90
 LFX-MD-15-50W-MCTP-KN	15W/20W/30W/50W 130LM/W 30K/40K/50K/57K	6	72.98	65.94	59.90
LFX-MD-15-50W-MCTP-KN-WH	15W/20W/30W/50W 130LM/W 30K/40K/50K/57K	6	76.98	69.94	62.90

LED FLOOD LIGHTS LF3 SERIES WITH KNUCKLE, 120-277V (NOT DIMMABLE)





CATALOG NO.	DESCRIPTION	WHILE SUPPLIES LAST	REPLACEMENT RANGE	PKG. QTY.	NON STOCKING DIST. OR ANY QUANTITY	STOCKING DIST. OR \$2500 MIN.	W/P OR \$5000 MIN.
 LF3-15NW-KN	15W 1700LM 4000K Bronze		50-70 MH	18	18.90	-	-
LF3-30NW-KN	30W 3600LM 4000K Bronze		70-100 MH	10	28.90	-	-
LF3-50NW-KN	50W 6100LM 4000K Bronze		100-175 MH	6	39.90	-	-
 LF3-WH-15CW-KN	15W 1600LM 5000K White		50-70 MH	18	33.98	30.94	29.90
LF3-WH-15WW-KN	15W 1500LM 3000K White		50-70 MH	18	33.98	30.94	29.90
LF3-WH-30WW-KN	30W 3600LM 3000K White		70-100 MH	10	49.98	47.94	44.90
LF3-WH-50CW-KN	50W 6100LM 5000K White		100-175 MH	6	67.98	60.94	57.90
LF3-WH-50WW-KN	50W 6100LM 3000K White		100-175 MH	6	67.98	60.94	57.90

LED FLOOD LIGHTS LF3 SERIES, 120-277V (1-10V DIMMABLE)

Dark Bronze






CATALOG NO.	DESCRIPTION	WHILE SUPPLIES LAST	REPLACEMENT RANGE	PKG. QTY.	ORIGINAL PRICE	ALL DIST. OR ANY QUANTITY
 LF3-HL-30W-30K-D-KN	30W 3600LM 3000K 0-10V dimming		70-100 MH	1	49.98	30.90
LF3-HL-30W-40K-D-KN	30W 3600LM 4000K 0-10V dimming		70-100 MH	1	49.98	30.90
LF3-HL-30W-50K-D-KN	30W 3600LM 5000K 0-10V dimming		70-100 MH	1	49.98	30.90
 LF3-HL-50W-30K-D-KN	50W 6100LM 3000K 0-10V dimming		100-175 MH	1	68.98	44.90
LF3-HL-50W-40K-D-KN	50W 6100LM 4000K 0-10V dimming		100-175 MH	1	68.98	44.90

LED ARCHITECTURAL ROUND-BACK FLOOD LIGHTS, 0-10V DIMMING 120-277V




NEW

CATALOG NO.	DESCRIPTION	PKG. QTY.	NON STOCKING DIST. OR ANY QUANTITY	STOCKING DIST. OR \$2500 MIN.	W/P OR \$5000 MIN.
 LF4-15W-50K-KN	15W 1900LM 5000K	12	36.98	35.94	32.90
LF4-15W-30K-KN	15W 1900LM 3000K	12	36.98	35.94	32.90
 LF4-30W-50K-D-KN	30W 4050LM 5000K	6	66.98	58.94	50.90
LF4-30W-30K-D-KN	30W 4050LM 3000K	6	66.98	58.94	50.90
 LF4-50W-50K-D-KN	50W 6750LM 5000K	6	90.98	76.94	72.90
LF4-50W-30K-D-KN	50W 6750LM 3000K	6	90.98	76.94	72.90

LED ARCHITECTURAL ROUND-BACK FLOOD LIGHTS 120V-277V



CATALOG NO.	DESCRIPTION	REPLACEMENT RANGE	WHILE SUPPLIES LAST	PKG. QTY.	ORIGINAL PRICE	ALL DIST. OR ANY QUANTITY
 LF4-12CW-KN	12W 1300LM 5000K	50-70 MH		12	36.98	26.90
LF4-30CW-KN	30W 3300LM 5000K	70-100 MH		6	68.98	45.90
LF4-50CW-KN	50W 5600LM 5000K	100-175 MH		6	90.98	59.90
LF4-50WW-KN	50W 5400LM 3000K	100-175 MH		6	90.98	59.90

OUTDOOR



NEW LOWER PRICES

NEW LOWER PRICES

NEW LOWER PRICES

COMPACT FLOOD LIGHTS, INCL. 3CCT VERSIONS WITH U BRACKET, 120V






CATALOG NO.	DESCRIPTION	PKG. QTY.	NON STOCKING DIST. OR ANY QUANTITY	STOCKING DIST. OR \$2500 MIN.	W/P OR \$5000 MIN.
 LFE-15W-30K-TR	15W 1600LM 3000K	48	16.98	14.94	12.90
LFE-15W-40K-TR	15W 1600LM 4000K	48	16.98	14.94	12.90
LFE-15W-50K-TR	15W 1600LM 5000K	48	16.98	14.94	12.90
3CCT VERSION COMPACT FLOOD LIGHTS MCT					
 LFE-15W-MCT-TR	15W 1600LM 3000K/4000K/5000K	48	25.98	22.94	20.90
LFE-30W-MCT-TR	30W 3250LM 3000K/4000K/5000K	24	28.98	25.94	22.90
LFE-50W-MCT-TR	50W 5250LM 3000K/4000K/5000K	16	41.98	37.94	33.90

OUTDOOR

X-GEN. SMALL FLOOD LIGHTS 0-10V DIM., INCL. MULTI POWER & MULTI POWER + 3CCT (WITH U BRACKET) 120-277V






CATALOG NO.	DESCRIPTION	PKG. QTY.	NON STOCKING DIST. OR ANY QUANTITY	STOCKING DIST. OR \$2500 MIN.	W/P OR \$5000 MIN.
EXTRA SMALL FLOOD LIGHT					
 LFX-XS-15W-30K-TR	15W 1950LM 3000K	18	27.98	24.94	21.90
LFX-XS-15W-40K-TR	15W 1950LM 4000K	18	27.98	24.94	21.90
LFX-XS-15W-50K-TR	15W 1950LM 5000K	18	27.98	24.94	21.90
POWER-ADJUSTABLE SMALL FLOOD LIGHT MP					
 LFX-SM-10-30W-30K-TR	10W/15W/20W/30W 130LM/W 3000K	10	45.98	40.94	36.90
LFX-SM-10-30W-50K-TR	10W/15W/20W/30W 130LM/W 5000K	10	45.98	40.94	36.90
LFX-MD-15-50W-30K-TR	15W/20W/30W/50W 130LM/W 3000K	10	57.98	51.94	46.90
LFX-MD-15-50W-50K-TR	15W/20W/30W/50W 130LM/W 5000K	10	57.98	51.94	46.90
POWER & CCT-ADJUSTABLE SMALL FLOOD LIGHT MCTP					
 LFX-SM-10-30W-MCTP-TR	10W/15W/20W/30W 130LM/W 30K/40K/50K/57K	6	59.98	53.94	48.90
LFX-MD-15-50W-MCTP-TR	15W/20W/30W/50W 130LM/W 30K/40K/50K/57K	6	72.98	65.94	59.90

NEW LOWER PRICES

LED FLOOD LIGHTS LF3 SERIES WITH U BRACKET, 120-277V (NOT DIMMABLE)





CATALOG NO.	DESCRIPTION	WHILE SUPPLIES LAST	REPLACEMENT RANGE	PKG. QTY.	ORIGINAL PRICE	ALL DIST. OR ANY QUANTITY
 LF3-15CW-TR	15W 1700LM 5000K		50-70 MH	18	26.44	19.90
LF3-15NW-TR	15W 1700LM 4000K		50-70 MH	18	26.44	18.90
LF3-15WW-TR	15W 1700LM 3000K		50-70 MH	18	26.44	19.90
 LF3-WH-30WW-TR	30W 3600LM 3000K White		70-100 MH	10	26.44	19.90
LF3-30NW-TR	30W 3600LM 4000K		70-100 MH	10	41.93	28.90
LF3-50NW-TR	50W 6100LM 4000K		100-175 MH	6	52.83	39.90
 LF3-50WW-TR	50W 6100LM 3000K		100-175 MH	6	52.83	44.90

NEW LOWER PRICES

LED ARCHITECTURAL ROUND-BACK FLOOD LIGHTS 120V-277V




CATALOG NO.	DESCRIPTION	WHILE SUPPLIES LAST	REPLACEMENT RANGE	PKG. QTY.	ORIGINAL PRICE	ALL DIST. OR ANY QUANTITY
 LF4-12CW-TR	12W 1300LM 5000K		50-70 MH	12	35.98	26.90
LF4-30CW-TR	30W 3300LM 5000K		70-100 MH	6	65.98	41.90
LF4-30WW-TR	30W 3100LM 3000K		70-100 MH	6	65.98	41.90
 LF4-50CW-TR	50W 5600LM 5000K		100-175 MH	6	98.98	58.90

NEW LOWER PRICES

 **FACTORY-INSTALLED OPTIONS, ENTER DESIRED OPTION CODE(S) AS LINE ITEMS ON YOUR PURCHASE ORDER UNDER THE PRODUCT CATALOG NUMBER**

WATTS	EM OPTION	DESCRIPTION	PRICE	PHOTOCELL	DESCRIPTION	PRICE	PAINT	PRICE	SENSOR	DESCRIPTION	PRICE
LFX-MD-KN & LFX-MD-TR	N/A	N/A	N/A	OPT-PC-BUM	BUTTON	33.00	N/A	N/A	N/A	N/A	N/A

SHROUD FOR LF4 SERIES

CATALOG NO.	DESCRIPTION	ALL DIST. OR ANY QUANTITY	W/P OR \$5000 MIN.
 LF4-SH1	Fits LF4-12W, LF4-12V-6W & 12W (Polycarbonate)	16.78	14.74
LF4-SH2	Fits LF4-30W, LF4-12V-24W & 30W (Polycarbonate)	21.78	18.74
LF4-SH3	Fits LF4-50W, LF4-12V-50W (Polycarbonate)	29.78	26.74
LF4-SH4	Fits LF4-80W & 100W, (Aluminum)	39.78	35.74
LF4-SH5	Fits LF4-150W (Aluminum)	53.78	47.74
 LF3-SH1FG	Full-Glare Shrouds for LF4 12W, 30W	28.78	25.74
LF3-SH2FG	Full-Glare Shrouds for LF4 50W	32.78	28.74

POWER & CCT ADJUSTABLE ARCHITECTURAL ROUND-BACK FLOOD LIGHT, 120-277V



NEW

CATALOG NO.	DESCRIPTION	PKG. QTY.	NON STOCKING DIST. OR ANY QUANTITY	STOCKING DIST. OR \$2500 MIN.	WIP OR \$5000 MIN.
LF4PRO-50-150W-MCTP	50W/80W/100W/150W 125LM/W 30K/40K/50K/57K	1	164.98	149.94	135.90

FOR MOUNTING OPTIONS SEE PAGE 11.

LED ARCHITECTURAL FLOOD LIGHTS LF4 SERIES 120V-277V

Dark Bronze TYPE 2 LENS



OUTDOOR

CATALOG NO.	DESCRIPTION	REPLACEMENT RANGE	WHILE SUPPLIES LAST	PKG. QTY.	ORIGINAL PRICE	ALL DIST. OR ANY QUANTITY
LF4-80CW-SF	80W 9500LM 5000K 150-250 MH	150-250 MH		2	178.98	102.90
LF4-80WW-SF	80W 9500LM 3000K 150-250 MH	150-250 MH		2	178.98	102.90
LF4-100CW-SF	100W 11200LM 5000K 200-400 MH	200-400 MH		2	217.98	120.90
LF4-100WW-SF	100W 11200LM 3000K 200-400 MH	200-400 MH		2	217.98	120.90
LF4-150CW-SF	150W 17000LM 5000K 320-400 MH	320-400 MH		1	200.98	126.90
LF4-150WW-SF	150W 17000LM 3000K 320-400 MH	320-400 MH		1	200.98	126.90
LF4-80CW-TR	80W 9500LM 5000K 150-250 MH	150-250 MH		2	178.98	100.90
LF4-80WW-TR	80W 9500LM 3000K 150-250 MH	150-250 MH		2	178.98	100.90
LF4-100CW-TR	100W 11200LM 5000K 200-400 MH	200-400 MH		2	205.98	119.90
LF4-100WW-TR	100W 11200LM 3000K 200-400 MH	200-400 MH		2	205.98	119.90
LF4-150CW-TR	150W 17000LM 5000K 320-400 MH	320-400 MH		1	201.98	121.90
LF4-150WW-TR	150W 17000LM 3000K 320-400 MH	320-400 MH		1	201.98	121.90

FOR SHROUDS SEE PAGE 25.

*While supplies last. To be replaced with new generation models

FACTORY-INSTALLED OPTIONS, ENTER DESIRED OPTION CODE(S) AS LINE ITEMS ON YOUR PURCHASE ORDER UNDER THE PRODUCT CATALOG NUMBER

WATTS	EM OPTION	DESCRIPTION	PRICE	PHOTOCELL	DESCRIPTION	PRICE	PAINT	PRICE	SENSOR	DESCRIPTION	PRICE
12W, 30W, 50W	OPT-EM-ODIEXT	EXTERNAL	151.00	N/A	N/A	N/A	OPT-CLR-85(BK/GR/SR/WH)	85.00	OPT-SEN-LF3	PROGRAMMABLE MICROWAVE BI-LEVEL	90.00
80W, 100W, 150W	OPT-EM-OD2EXT	EXTERNA	165.00	OPT-LF3-PCK	TWIST LOCK	40.00	OPT-CLR-95(BK/GR/SR/WH)	95.00	WEC-8RC	REMOTE CONTROL	9.50

LED FLOOD LIGHT LF5 380W, WHILE SUPPLIES LAST

Dark Bronze



480V

CATALOG NO.	DESCRIPTION	REPLACEMENT RANGE	WHILE SUPPLIES LAST	PKG. QTY.	ORIGINAL PRICE	NON STOCKING DIST. OR ANY QUANTITY
LF5-380CW-480V	380W 46000LM 5000K 347-480V 1000-1200 MH	1000-1200 MH		1	569.98	319.90
LF-AD-SF	SLIPS ONTO POLE TOP 2" DIM. FIXTURE MOUNTS DIRECTLY ON THE SIDE OR TOP OF THIS DEVICE			6	-	35.98
LF5-EXTARM	USED TO MOUNT FIXTURE DIRECTLY ON SIDE OF SQUARE POLES. DISCARD MOUNTING YOKE WHEN THIS MOUNTING IS USED. FOR ROUND POLES USE PSR4 ADAPTER (SEE ACCESSORIES PAGE).			6	-	10.00

FACTORY-INSTALLED OPTIONS, ENTER DESIRED OPTION CODE(S) AS LINE ITEMS ON YOUR PURCHASE ORDER UNDER THE PRODUCT CATALOG NUMBER

WATTS	EM OPTION	DESCRIPTION	PRICE	PHOTOCELL	DESCRIPTION	PRICE	PAINT	PRICE	SENSOR	DESCRIPTION	PRICE
380W	N/A	N/A	N/A	OPT-LF3-PCK-480V	TWIST LOCK	74.00	OPT-CLR-95(BK/GR/SR/WH)	95.00	OPT-SEN-LF3	PROGRAMMABLE MICROWAVE BI-LEVEL	90.00
									WEC-8RC	REMOTE CONTROL	

LED STADIUM FLOOD LIGHTS - ALSO SUITABLE FOR BUILDING FACADES

SHOWN WITH OPTIONAL SHROUD



CATALOG NO.	DESCRIPTION	PKG. QTY.	NON STOCKING DIST. OR ANY QUANTITY	STOCKING DIST. OR \$2500 MIN.	WIP OR \$5000 MIN.
SFX-G5-600W-30D-50K	600W 90000LM 5000K	1	1633.04	1420.03	1290.94
SFX-G5-1000W-30D-50K	1000W 150000LM 5000K	1	2403.42	2089.93	1899.94
SFX-G5-SH1	Shroud for 600W	-	40.40	35.13	31.94
SFX-G5-SH2	Shroud for 1000W	-	49.26	42.83	38.94
SFX-G5-SF	Slip Fitter, Comes with it's own Replacement "U" Bracket	-	58.11	50.53	45.94
SFX-G5-RB	Rotatable Base	-	70.76	61.53	55.94
SFX-POINTER	LED Laser Aiming Device	-	84.68	73.63	66.94

Standard(s) for Safety: ANSI/UL 844, "Luminaires for Use in Hazardous (Classified) Locations."

HAZARDOUS LOCATION FLOOD/HIGHBAY LIGHTS CLASS 1, DIV. 2



CATALOG NO.	DESCRIPTION	PKG. QTY.	NON STOCKING DIST. OR ANY QUANTITY	STOCKING DIST. OR \$2500 MIN.	WIP OR \$5000 MIN.
EXPF-30W-60K	30W 3450LM 6000K	1	236.98	214.94	194.90
EXPF-100W-60K	100W 11500LM 6000K	1	454.98	412.94	374.90
EXPF-180W-60K	180W 20700LM 6000K	1	745.98	677.94	615.90
LF-AD-SF-GY	SLIPS ONTO POLE TOP 2" DIM. FIXTURE MOUNTS DIRECTLY ON THE SIDE OR TOP OF THIS DEVICE	-	70.98	-	-



NEW LOWER PRICES

NEW LOWER PRICES

**POLE / ADAPTER
ACCESSORIES
BRONZE FINISH**

3" 19.98

PSS3SVTZ



4" 19.98

PSS4SVTZ

5" 19.98

PSS5SVTZ

3", 4", 5" square pole vertical tenon, 3", 4", 5", bronze. Goes inside 3", 4", 5" pole to accept 2" slip fitter.

3" 27.98

PRPT3




4" 27.98

PRPT4

5" 27.98

PRPT5

Tenon adaptor, 3", 4", 5" round pole, to standard tenon, bronze



32.98

PSR4


Round to Square Adapter kit for 3", 4" and 5" round poles. Separate gasket provided for each size pole.



6.98

LF-AD-KNU

2" slip fter adapter with 1/2" NPT hub in the top. Goes on 2" pipe and accepts a knuckle fixture.



14.98

PSS4C

Pole cap polycarbonate



9.98

PSS3R

3" Center Bullhorn replacement cap

**WALL MOUNT
ACCESSORIES
BRONZE FINISH**

12.90

LF3-WMA

Wall mount plate bronze



18.90

ACC-WM2

Wall mount bracket 90° curve bronze with 2" tenon to be used with Westgate slip fitter fixtures (-SF)



26.90

ACC-WM3

Wall mount bracket 90° bronze with 2" tenon to be used with Westgate slip fitter fixtures (-SF)



26.90

ACC-WM4

Wall mount bracket bronze with 2" tenon to be used with Westgate slip fitter fixtures (-SF)



**BULLHORNS
BRONZE FINISH**

74.98

PT2-180-R


Double in-line at 180°, 1'(H), 3' between centers



92.98

PT2-180-S

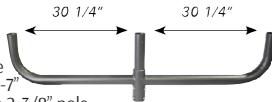
Square Pole Base Double in-line at 180°, 1'(H), 3' between centers, slips into 4" pole



127.98

PT3-180

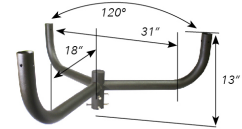
Double in-line at 180°, 1'(H), 2'-7" between centers, slips on 2-3/8" pole



165.98

PT3-120

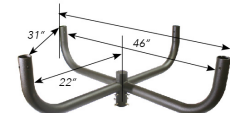
Triple at 120°, 1'(H), 3'-5" between centers, slips on 2-3/8" tenon



193.98

PT4-090

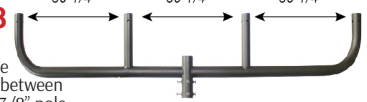
Quad at 90°, 1'(H), 2'-10" between centers, slips on 2-3/8" tenon



220.98

PT4-180

Quad in-line at 180° 1(H), 2'-7", between centers, slips on 2-3/8" pole



**BULLHORNS
BRONZE FINISH**



55.98

PTA-190

90 degree round pole tenon adapter for 1 fixture, slips into 2-3/8" pole



63.98

PTA-290

90 degree round pole tenon adapter for 2 fixtures, slips into 2-3/8" pole



57.98

PTA-2180

180 degree round pole tenon adapter for 2 fixture, slips into 2-3/8" pole



68.98

PTA-390

90 degree round pole tenon adapter for 3 fixture, slips into 2-3/8" pole



68.98

PTA-3120

120 degree round pole tenon adapter for 3 fixture, slips into 2-3/8" pole



75.98

PTA-490


90 degree round pole tenon adapter for 4 fixture, slips into 2-3/8" pole

**TENONS
BRONZE FINISH**

55.98

PSS4L1HTZ

Square (single) horizontal tenon, bronze, goes inside 4" pole. No adaptor needed



66.98

PSS4T180HTZ


Square (twin) horizontal tenon, 180°, bronze, goes inside 4" pole. No adaptor needed



73.98

PSS4T90HTZ

Square (twin) horizontal tenon, 90°, bronze, goes inside 4" pole. No adaptor needed



79.98

PSS4TR90HTZ


Square (triple) horizontal tenon, 90°, bronze, goes inside 4" pole. No adaptor needed



87.98

PSS4Q90HTZ

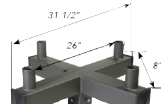
Square (quad) horizontal tenon, 90°, bronze. Slips on 4" pole. (fits inside pole top)



216.98

PSS4Q90VTZ

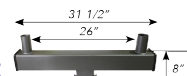
4" 90° quad square vertical tenon. (fits inside pole top)



174.98

PSS4TVTZ

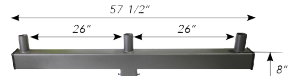
Twin square vertical tenon for 4" square pole, slips 2-3/8" vertical tenon. Two 2-3/8" vertical tenons. (fits inside pole top)



231.98

PSS4TRVTZ

Triple square vertical tenon for 4" square pole, slips 2-3/8" vertical tenon. Three 2-3/8" vertical tenons. (fits inside pole top)



FACTORY-INSTALLED OPTIONS, ENTER DESIRED OPTION CODE(S) AS LINE ITEMS ON YOUR PURCHASE ORDER UNDER THE PRODUCT CATALOG NUMBER


TYPE	CATALOG NO.	PAINT	PRICE
WALL MOUNT/POLE/ADAPTER	LF3-WMA, ACC-WM2, ACC-WM3, ACC-WM4, PSS3SVTZ, PSS4SVTZ, PSS5SVTZ, PRPT3, PRPT4, PRPT5, PSR4, LF-AD-KNU, PSS4C	OPT-CLR-35(BK/GR/SR/WH)	35.00
BULLHORNS	PTA-190, PTA-290, PTA-2180, PTA-390, PTA-3120, PTA-490	OPT-CLR-60(BK/GR/SR/WH)	60.00
TENONS	PSS4T180HTZ, PSS4T90HTZ, PSS4TR90HTZ, PSS4Q90HTZ	OPT-CLR-40(BK/GR/SR/WH)	40.00
TENONS	PSS4Q90VTZ, PSS4TVTZ, PSS4TRVTZ	OPT-CLR-75(BK/GR/SR/WH)	75.00

LED TUNABLE GARDEN FLOOD LIGHTS REMOTE IS NOT INCL WITH FIXTURE
(POWER & COLOR TEMP. TUNABLE WITH REMOTE CONTROL), 120-277V



OUTDOOR


120-277V

CATALOG NO.	DESCRIPTION	PKG. QTY.	NON STOCKING DIST. OR ANY QUANTITY	STOCKING DIST. OR \$2500 MIN.	W/P OR \$5000 MIN.
 GL-MCTP-BK	20W MAX. 1400LM MAX. 3000K-5700K Black	6	80.94	72.98	65.90
GL-MCTP-BR	20W MAX. 1400LM MAX. 3000K-5700K Bronze	6	80.94	72.98	65.90
GL-MCTP-WH	20W MAX. 1400LM MAX. 3000K-5700K White	6	84.94	76.94	69.90
MCTP-RC1	Remote Control for Multi-Color Temp. & Power Outdoor Fixture (Required & One per projects)		62.98	55.94	48.90

LED GARDEN FLOOD LIGHTS, 120-277V




120-277V

CATALOG NO.	DESCRIPTION	PKG. QTY.	NON STOCKING DIST. OR ANY QUANTITY	STOCKING DIST. OR \$2500 MIN.	W/P OR \$5000 MIN.
 GL-12W-30K-BR	12W 960LM 3000K Bronze	6	47.94	42.98	38.90
GL-12W-40K-BR	12W 960LM 4000K Bronze	6	47.94	42.98	38.90
GL-12W-50K-BR	12W 960LM 5000K Bronze	6	47.94	42.98	38.90
GL-24W-30K-BR	24W 1920LM 3000K Bronze	6	61.94	55.98	50.90
GL-24W-40K-BR	24W 1920LM 4000K Bronze	6	61.94	55.98	50.90
GL-24W-50K-BR	24W 1920LM 5000K Bronze	6	61.94	55.98	50.90

GARDEN AND FLAG BULLET LIGHT, 120-277V



120-277V

CATALOG NO.	DESCRIPTION	REPLACEMENT RANGE	PKG. QTY.	NON STOCKING DIST. OR ANY QUANTITY	STOCKING DIST. OR \$2500 MIN.	W/P OR \$5000 MIN.
 FLD2-15W-30K-D-KN	15W 1900LM 3000K	50-70 MH	12	45.98	40.94	36.90
FLD2-15W-50K-D-KN	15W 1900LM 5000K	50-70 MH	12	45.98	40.94	36.90
FLD2-28W-30K-D-KN	28W 3500LM 3000K	70-100 MH	8	68.98	61.94	55.90
FLD2-28W-50K-D-KN	28W 3500LM 5000K	70-100 MH	8	68.98	61.94	55.90
FLD2-42W-30K-D-KN	42W 5200LM 3000K	100-175 MH	6	96.98	87.94	79.90
FLD2-42W-50K-D-KN	42W 5200LM 5000K	100-175 MH	6	96.98	87.94	79.90

FOR SHROUDS SEE PAGE 25.


FACTORY-INSTALLED OPTIONS, ENTER DESIRED OPTION CODE(S) AS LINE ITEMS ON YOUR PURCHASE ORDER UNDER THE PRODUCT CATALOG NUMBER

WATTS	WIRES PULLED OUT	DESCRIPTION	PRICE	PHOTOCELL	DESCRIPTION	PRICE	PAINT	PRICE	SENSOR	DESCRIPTION	PRICE
ALL MODELS	OPT-010WP0	0-10V Dim. Wires Pulled Out	25.00	N/A	N/A	N/A	N/A	N/A	N/A	N/A	N/A

LED BULLET FLOOD LIGHTS, 120-277V



120-277V


CATALOG NO.	DESCRIPTION	WHILE SUPPLIES LAST	REPLACEMENT RANGE	PKG. QTY.	NON STOCKING DIST. OR ANY QUANTITY	STOCKING DIST. OR \$2500 MIN.	W/P OR \$5000 MIN.
 FLD2-15CW-KN	15W 1650LM 5000K 1/2" KNUCKLE 35°		50-70 MH	12	42.98	40.94	34.90
FLD2-15CW-KN-WH	15W 1650LM 5000K 1/2" KNUCKLE 35°		50-70 MH	12	42.98	40.94	34.90
FLD2-15CW-KN-GRN	15W 1650LM 5000K 1/2" KNUCKLE 35°		50-70 MH	12	42.98	40.94	34.90
FLD2-15WW-KN	15W 1530LM 3000K 1/2" KNUCKLE 35°		50-70 MH	12	42.98	40.94	34.90
FLD2-15WW-KN-GRN	15W 1530LM 3000K 1/2" KNUCKLE 35°		50-70 MH	12	42.98	40.94	34.90
FLD2-28CW-KN	28W 3000LM 5000K 1/2" KNUCKLE 35°		70-100 MH	8	68.98	58.94	52.90
FLD2-28WW-KN	28W 2760LM 3000K 1/2" KNUCKLE 35°		70-100 MH	8	68.98	58.94	52.90
FLD2-42CW-KN	42W 4500LM 5000K 1/2" KNUCKLE 60°		100-175 MH	6	94.98	83.94	75.90
FLD2-42WW-KN	42W 4200LM 3000K 1/2" KNUCKLE 60°		100-175 MH	6	94.98	83.94	75.90

FOR SHROUDS SEE PAGE 25.

LED BULLET FLOOD LIGHTS, 120-277V



120-277V

CATALOG NO.	DESCRIPTION	REPLACEMENT RANGE	PKG. QTY.	NON STOCKING DIST. OR ANY QUANTITY	STOCKING DIST. OR \$2500 MIN.	W/P OR \$5000 MIN.
 FLD2-15CW-TR	15W 1650LM 5000K TRUNNION 35°	50-70 MH	12	42.98	39.94	28.90
FLD2-15WW-TR	15W 1530LM 3000K TRUNNION 35°	50-70 MH	12	42.98	39.94	28.90
FLD2-28CW-TR	28W 3000LM 5000K TRUNNION 35°	70-100 MH	8	68.98	55.94	43.90
FLD2-28WW-TR	28W 2760LM 3000K TRUNNION 35°	70-100 MH	8	68.98	55.94	43.90
FLD2-42CW-TR	42W 4500LM 5000K TRUNNION 60°	100-175 MH	6	94.98	81.94	62.90
FLD2-42WW-TR	42W 4200LM 3000K TRUNNION 60°	100-175 MH	6	94.98	81.94	62.90

FOR SHROUDS SEE PAGE 25.

12-VOLT AC (AC/DC ON 6W&12W) LED BULLET LANDSCAPE FLOOD LIGHT



12V



CATALOG NO.	DESCRIPTION	REPLACEMENT RANGE	PKG. QTY.	NON STOCKING DIST. OR ANY QUANTITY	STOCKING DIST. OR \$2500 MIN.	W/P OR \$5000 MIN.
FLV12-6W-30K	6W 500LM 3000K SPIKE Incl. 35°	35-50 MR16	12	35.98	29.94	26.90
FLV12-6W-50K	6W 550LM 5000K SPIKE Incl. 35°	35-50 MR16	12	35.98	29.94	26.90
FLV12-12W-30K	12W 1200LM 3000K SPIKE Incl. 35°		12	45.98	40.94	38.90
FLV12-12W-50K	12W 1300LM 5000K SPIKE Incl. 35°		12	45.98	40.94	38.90
FLV12-24W-30K	24W 2200LM 3000K SPIKE Incl. 35°		12	68.98	58.94	55.90
FLV12-24W-50K	24W 2500LM 5000K SPIKE Incl. 35°		12	68.98	58.94	55.90
FLV12-32W-30K	32W 3200LM 3000K SPIKE Incl. 35°		12	94.98	88.94	81.90
FLV12-32W-50K	32W 3500LM 5000K SPIKE Incl. 35°		12	94.98	88.94	81.90

FOR SHROUDS SEE PAGE 25.

OUTDOOR

12-VOLT AC/DC LED GARDEN FLOOD LIGHTS



12V



CATALOG NO.	DESCRIPTION	PKG. QTY.	NON STOCKING DIST. OR ANY QUANTITY	STOCKING DIST. OR \$2500 MIN.	W/P OR \$5000 MIN.
GL-12V-12W-30K-BR	12W 960LM 3000K bronze Spike Incl.	6	49.94	44.94	40.90
GL-12V-12W-40K-BR	12W 960LM 4000K bronze Spike Incl.	6	49.94	44.94	40.90
GL-12V-12W-50K-BR	12W 960LM 5000K bronze Spike Incl.	6	49.94	44.94	40.90
GL-12V-24W-30K-BR	24W 1920LM 3000K bronze Spike Incl.	6	64.94	58.98	52.90
GL-12V-24W-40K-BR	24W 1920LM 4000K bronze Spike Incl.	6	64.94	58.98	52.90
GL-12V-24W-50K-BR	24W 1920LM 5000K bronze Spike Incl.	6	64.94	58.98	52.90

12-VOLT AC (AC/DC ON 6W&12W) INTEGRATED LED WALL WASH LIGHTS



12V



CATALOG NO.	DESCRIPTION	PKG. QTY.	ALL DIST. OR ANY QUANTITY	W/P OR \$5000 MIN.
LF4-12V-6W-30K	6W 440LM 3000K BRONZE SPIKE Incl.	12	39.98	33.94
LF4-12V-6W-50K	6W 500LM 5000K BRONZE SPIKE Incl.	12	39.98	33.94
LF4-12V-12W-30K	12W 1080LM 3000K BRONZE SPIKE Incl.	12	50.98	44.94
LF4-12V-12W-50K	12W 1260LM 5000K BRONZE SPIKE Incl.	12	50.98	44.94
LF4-12V-24W-30K	24W 2155LM 3000K BRONZE SPIKE Incl.	6	75.98	65.94
LF4-12V-24W-50K	24W 2500LM 5000K BRONZE SPIKE Incl.	6	75.98	65.94
LF4-12V-30W-30K	30W 2700LM 3000K BRONZE SPIKE Incl.	6	88.98	82.94
LF4-12V-30W-50K	30W 3150LM 5000K BRONZE SPIKE Incl.	6	88.98	82.94
LF4-12V-50W-30K	50W 4500LM 3000K BRONZE SPIKE Incl.	6	127.98	118.94
LF4-12V-50W-50K	50W 5250LM 5000K BRONZE SPIKE Incl.	6	127.98	118.94

FOR SHROUDS SEE PAGE 25.

12-VOLT AC/DC INTEGRATED LED LANDSCAPE UPLIGHTS



12V



CATALOG NO.	DESCRIPTION	PKG. QTY.	ALL DIST. OR ANY QUANTITY	W/P OR \$5000 MIN.
LFLV-7W-27K	7W 500LM 2700K BRONZE 40° ADJUSTABLE HOOD	12	36.98	33.94
LFLV-7W-30K	7W 500LM 3000K BRONZE 40° ADJUSTABLE HOOD	12	36.98	33.94
LFLV-7W-40K	7W 550LM 4000K BRONZE 40° ADJUSTABLE HOOD	12	36.98	33.94
LFLV-7W-50K	7W 550LM 5000K BRONZE 40° ADJUSTABLE HOOD	12	36.98	33.94
LFLV-12W-27K	12W 800LM 2700K BRONZE 60° ADJUSTABLE HOOD	12	48.98	44.94
LFLV-12W-30K	12W 800LM 3000K BRONZE 60° ADJUSTABLE HOOD	12	48.98	44.94
LFLV-12W-40K	12W 900LM 4000K BRONZE 60° ADJUSTABLE HOOD	12	48.98	44.94
LFLV-12W-50K	12W 900LM 5000K BRONZE 60° ADJUSTABLE HOOD	12	48.98	44.94

12-VOLT AC/DC LED GARDEN LIGHT



12V



CATALOG NO.	DESCRIPTION	PKG. QTY.	ALL DIST. OR ANY QUANTITY	BUY MORE, SAVE MORE		
LF12-6W-27K-KN	6W 400LM 2700K KNUCKLE , SPIKE INCL. 45° COB WITH ALUM REFL.	40	16.99	100+	250+	400+
LF12-6W-30K-KN	6W 400LM 3000K KNUCKLE , SPIKE INCL. 45° COB WITH ALUM REFL.	40		\$15.99	\$14.99	\$13.99
LF12-6W-40K-KN	6W 450LM 4000K KNUCKLE , SPIKE INCL. 45° COB WITH ALUM REFL.	40				
LF12-6W-50K-KN	6W 450LM 5000K KNUCKLE , SPIKE INCL. 45° COB WITH ALUM REFL.	40				
LF12-6W-RGBW-KN	6W 450LM RGB + 3000K KNUCKLE , SPIKE INCL. 45° COB WITH ALUM REFL.	40	24.98	21.94	19.90	

NEEDS RGBW CONTROLLER SEE PAGE 79.

WEATHERPROOF LED SQUARE FLOOD HEADS, 120V

Dark Bronze & White



120V



CATALOG NO.	DESCRIPTION	PKG. QTY.	NON STOCKING DIST. OR ANY QUANTITY	STOCKING DIST. OR \$2500 MIN.	W/P OR \$5000 MIN.
FLH-10W-30K-BR	10W 1000LM 3000K Bronze	12	21.98	19.94	18.90
FLH-10W-50K-BR	10W 1000LM 5000K Bronze	12	21.98	19.94	18.90
FLH-10W-30K-WH	10W 1000LM 3000K White	12	21.98	19.94	18.90
FLH-10W-50K-WH	10W 1000LM 5000K White	12	21.98	19.94	18.90

WEATHERPROOF LED ROUND FLOOD HEADS, 120V

Dark Bronze & White



120V



CATALOG NO.	DESCRIPTION	PKG. QTY.	NON STOCKING DIST. OR ANY QUANTITY	STOCKING DIST. OR \$2500 MIN.	W/P OR \$5000 MIN.
FLS-10W-30K-BR	10W 950LM 3000K BRONZE 100°	12	21.98	19.94	18.90
FLS-10W-50K-BR	10W 950LM 5000K BRONZE 100°	12	21.98	19.94	18.90
FLS-10W-30K-WH	10W 950LM 3000K WHITE 100°	12	21.98	19.94	18.90
FLS-10W-50K-WH	10W 950LM 5000K WHITE 100°	12	21.98	19.94	18.90

LED SOLAR ROADWAY/FLOOD LIGHTS PROGRAMMABLE- Default Settings
15 second after the zone is cleared the light goes down to 40%
NO WIRING, INCL. INTELLIGENT CONTROLS, 1 DAY CHARGE 3 DAY OPR., LiFePo4 5YR. BATTERY




CATALOG NO.	DESCRIPTION	PKG. QTY.	NON STOCKING DIST. OR ANY QUANTITY	STOCKING DIST. OR \$2500 MIN.	W/P OR \$5000 MIN.
SOLF-17W-50K	8W LED 200LM/W LED 17W 1600LM 5000K	1	339.98	308.94	280.90
SOLF-36W-50K	20W LED 200LM/W LED 36W 4000LM 5000K	1	670.98	609.94	553.90
SOLF-54W-50K	30W LED 200LM/W LED 54W 6000LM 5000K	1	913.98	830.94	754.90
SOLF-SFA	Adjustable Slip Filtter for Poles up to 2-3/4" O.D.	-	52.98	-	-
SOLF-WM-17W	Wall Mount for SOLF-17W	-	19.98	-	-
SOLF-WM-36W/54W	Wall Mount for SOLF-36W & 54W	-	29.98	-	-
SOLF-PMR-17W	Round Pole Mount for SOLF-17W	-	26.98	-	-
SOLF-PMR-36W/54W	Round Pole Mount for SOLF-36W & 54W	-	50.98	-	-
SOLF-PMS-17W	Square Pole Mount for SOLF-17W	-	26.98	-	-
SOLF-PMS-36W/54W	Square Pole Mount for SOLF-36W & 54W	-	50.98	-	-
SOLF-RC	Remote Control for SOLF Series	-	41.98	-	-



LED STREET/ROADWAY LIGHTS
w/NEMA TWIST-LOCK PHOTOCELL SOCKET, (SHORTING CAP INCL.) FOR PHOTOCELL SEE PAGE 25



CATALOG NO.	DESCRIPTION	REPLACEMENT RANGE	PKG. QTY.	ALL DIST. OR ANY QUANTITY	W/P OR \$5000 MIN.
STL2-30W-30K	30W 3900LM 3000K	100-175MH	5	105.98	95.94
STL2-30W-50K	30W 3900LM 5000K	100-175MH	5	105.98	95.94
STL2-50W-30K	50W 6750LM 3000K	175-250MH	1	138.98	125.94
STL2-50W-50K	50W 6750LM 5000K	175-250MH	1	138.98	125.94
STL2-80W-30K	80W 10800LM 3000K	250-300MH	1	191.98	173.94
STL2-80W-50K	80W 10800LM 5000K	250-300MH	1	191.98	173.94
STL2-100W-30K	100W 13500LM 3000K	250-350MH	1	201.98	182.94
STL2-100W-50K	100W 13500LM 5000K	250-350MH	1	201.98	182.94
STL2-150W-30K	150W 21000LM 3000K	320-400MH	1	280.98	254.94
STL2-150W-50K	150W 21000LM 5000K	320-400MH	1	280.98	254.94
STL2-200W-30K	200W 27000LM 3000K	350-400MH	1	327.98	297.94
STL2-200W-50K	200W 27000LM 5000K	350-400MH	1	327.98	297.94
STL2-90W-50K-480V	90W 13500LM 5000K	250-300MH	1	229.98	208.94
STL2-150W-50K-480V	150W 21000LM 5000K	320-350MH	1	365.98	331.94
STL2-200W-50K-480V	200W 27000LM 5000K	350-400MH	1	404.98	367.94
STL2-WMA	Wall Mounting Arm - 12-3/4" Length		-	35.98	-



SHOWN WITH STL2-WMA






FACTORY-INSTALLED OPTIONS, ENTER DESIRED OPTION CODE(S) AS LINE ITEMS ON YOUR PURCHASE ORDER UNDER THE PRODUCT CATALOG NUMBER

WATTS	SHROUD	DESCRIPTION	PRICE	PHOTOCELL	DESCRIPTION	PRICE	PAINT	PRICE	SENSOR	DESCRIPTION	PRICE
ALL MODEL	OPT-STL-SH-CW	SHROUD	65.00	N/A	N/A	N/A	N/A	N/A	N/A	N/A	N/A

LED OUTDOOR SIGN LIGHTS, 120-277V




CATALOG NO.	DESCRIPTION	REPLACEMENT RANGE	PKG. QTY.	NON STOCKING DIST. OR ANY QUANTITY	STOCKING DIST. OR \$2500 MIN.	WIP OR \$5000 MIN.
 LOHB-2FT-50W-30K	50W 6500LM 3000K	150-250MH	4	171.98	155.94	141.90
LOHB-2FT-50W-50K	50W 6700LM 5000K	150-250MH	4	171.98	155.94	141.90
LOHB-4FT-120W-30K	120W 15300LM 3000K	200-400MH	1	277.98	251.94	228.90
LOHB-4FT-120W-50K	120W 15600LM 5000K	200-400MH	1	277.98	251.94	228.90
	 \$11.98 LOHB-C Surface/Ceiling mounting conversion Bracket. (set of 2)					
	 \$13.98 LOHB-H-2FT 2Ft. Surface Mounting conversion yoke, Hot-Rolled Steel					

OUTDOOR

POWER & CCT BARN/AREA LIGHT, 120-277V (Photocell & Arm & Mounting Strap Incl.)




NEW

CATALOG NO.	DESCRIPTION	REPLACEMENT RANGE	PKG. QTY.	NON STOCKING DIST. OR ANY QUANTITY	STOCKING DIST. OR \$2500 MIN.	WIP OR \$5000 MIN.
 LRX-20-50W-MCTP	20W/30W/40W/50W 130LM/W 30K/40K/50K/57K		2	91.98	82.94	74.90
LRX-50-120W-MCTP	50W/80W/100W/120W 130LM/W 30K/40K/50K/57K		1	202.98	183.94	166.90


AREA LIGHT with NEMA TWIST-LOCK PHOTOCELL 120-277V (Arm & Mounting Strap Incl.)



CATALOG NO.	DESCRIPTION	REPLACEMENT RANGE	PKG. QTY.	NON STOCKING DIST. OR ANY QUANTITY	STOCKING DIST. OR \$2500 MIN.	WIP OR \$5000 MIN.
 LR2-50CW-P	50W 5050LM 5000K 103°	100-175 MH	2	85.89	74.69	67.90
LR2-50NW-P	50W 5050LM 4000K 103°	100-175 MH	2	85.89	74.69	67.90
LR2-80CW-P	80W 9500LM 5000K 90°	250-300 MH	1	141.98	135.94	-
LR2-120CW-P	120W 14000LM 5000K 90°	320-400 MH	1	192.98	175.94	-


LED BARN LIGHTS WITH PHOTOCELL (Arm Optional)



CATALOG NO.	DESCRIPTION	REPLACEMENT RANGE	PKG. QTY.	NON STOCKING DIST. OR ANY QUANTITY	STOCKING DIST. OR \$2500 MIN.	WIP OR \$5000 MIN.
 LR-ECO-20W-50K-P	20W 2400LM 5000K	70-100MH	1	32.98	29.94	26.90
LR-ECO-20W-30K-P	20W 2400LM 3000K	70-100MH	1	32.98	29.94	26.90
LR-ECO-ARM	90° Arm for LR-ECO Series.(Mounting Strap Incl.)		-	8.98	-	-

LED AREA LIGHT, 120-277V



CATALOG NO.	DESCRIPTION	REPLACEMENT RANGE	PKG. QTY.	NON STOCKING DIST. OR ANY QUANTITY	STOCKING DIST. OR \$2500 MIN.	WIP OR \$5000 MIN.
 LGP-42W-50K	42W 5000LM 5000K	50-70MH	1	192.98	174.94	158.90
LGP-42W-40K	42W 5000LM 4000K	50-70MH	1	192.98	174.94	158.90
LGP-42W-30K	42W 5000LM 3000K	50-70MH	1	192.98	174.94	158.90
LGP-100W-50K	100W 12000LM 5000K	100-175MH	1	239.98	221.94	198.90
LGP-100W-40K	100W 12000LM 4000K	100-175MH	1	239.98	221.94	198.90
LGP-100W-30K	100W 12000LM 3000K	100-175MH	1	239.98	221.94	198.90
LGP-EXTARM	Optional straight Arm for Wall/Post Mounting - Not Included		-	39.98	-	-
LGP-A2	Auxiliary Second Arm - Not Included		-	21.98	-	-


NEW LOWER PRICES

FACTORY-INSTALLED OPTIONS, ENTER DESIRED OPTION CODE(S) AS LINE ITEMS ON YOUR PURCHASE ORDER UNDER THE PRODUCT CATALOG NUMBER

WATTS	EM OPTION	DESCRIPTION	PRICE	PHOTOCELL	DESCRIPTION	PRICE	PAINT	PRICE	SENSOR	DESCRIPTION	PRICE
42W	OPT-EM-ODIINT	INTERNAL	119.00	OPT-3MPC	ELECTRONIC	34.00	OPT-CLR-95(BK/GR/SR/WH)	95.00	OPT-SEN-3MR-3	BI-LEVEL MICROWAVE	82.00
100W	OPT-EM-OD2INT	INTERNAL	126.00	OPT-3MPC	ELECTRONIC	34.00	OPT-CLR-95(BK/GR/SR/WH)	95.00	WEC-8RC	REMOTE CONTROL	9.50

LED POST MOUNT LANTERN (MULTI COLOR TEMPERATURE)



CATALOG NO.	DESCRIPTION	NON STOCKING DIST. OR ANY QUANTITY	STOCKING DIST. OR \$2500 MIN.	WIP OR \$5000 MIN.
 PML-MCT-BK	12W 1200LM 3000K/4000K/5000K Black	60.98	54.94	49.94
PML-BASE-BK	DECORATIVE PIER MOUNT BASE FOR POST TOP LIGHTS - BLACK	13.98	11.94	10.90

LED ADJUSTABLE CANOPY/PARKING LIGHTS, 120-277V

Bronze & White



OUTDOOR

NEW LOWER PRICES

CATALOG NO.	DESCRIPTION	PKG QTY.	NON STOCKING DIST. OR ANY QUANTITY	STOCKING DIST. OR \$2500 MIN.	WIP OR \$5000 MIN.
CDX-35W-35K-BR	35W 4600LM 3500K Bronze 10.6" (L) x 10.6" (W) x 4-1/2" (H)	2	93.98	84.94	76.90
CDX-35W-35K-WH	35W 4600LM 3500K White 10.6" (L) x 10.6" (W) x 4-1/2" (H)	2	93.98	84.94	76.90
CDX-35W-40K-BR	35W 4600LM 4000K Bronze 10.6" (L) x 10.6" (W) x 4-1/2" (H)	2	93.98	84.94	76.90
CDX-35W-40K-WH	35W 4600LM 4000K White 10.6" (L) x 10.6" (W) x 4-1/2" (H)	2	93.98	84.94	76.90
CDX-35W-50K-BR	35W 4600LM 5000K Bronze 10.6" (L) x 10.6" (W) x 4-1/2" (H)	2	93.98	84.94	76.90
CDX-35W-50K-WH	35W 4600LM 5000K White 10.6" (L) x 10.6" (W) x 4-1/2" (H)	2	93.98	84.94	76.90
CDX-55W-35K-BR	55W 7250LM 3500K Bronze 10.6" (L) x 10.6" (W) x 4-1/2" (H)	2	103.98	93.94	84.90
CDX-55W-35K-WH	55W 7250LM 3500K White 10.6" (L) x 10.6" (W) x 4-1/2" (H)	2	103.98	93.94	84.90
CDX-55W-40K-BR	55W 7250LM 4000K Bronze 10.6" (L) x 10.6" (W) x 4-1/2" (H)	2	103.98	93.94	84.90
CDX-55W-40K-WH	55W 7250LM 4000K White 10.6" (L) x 10.6" (W) x 4-1/2" (H)	2	103.98	93.94	84.90
CDX-55W-50K-BR	55W 7250LM 5000K Bronze 10.6" (L) x 10.6" (W) x 4-1/2" (H)	2	103.98	93.94	84.90
CDX-55W-50K-WH	55W 7250LM 5000K White 10.6" (L) x 10.6" (W) x 4-1/2" (H)	2	103.98	93.94	84.90

POWER-ADJUSTABLE CANOPY LIGHT, 120-277V



NEW

NEW LOWER PRICES

CATALOG NO.	DESCRIPTION	PKG QTY.	NON STOCKING DIST. OR ANY QUANTITY	STOCKING DIST. OR \$2500 MIN.	WIP OR \$5000 MIN.
CDLX-SM-5-25W-30K	5W/10W/15W/25W 120LM/W 3000K	6	68.98	61.94	55.90
CDLX-SM-5-25W-40K	5W/10W/15W/25W 120LM/W 4000K	6	68.98	61.94	55.90
CDLX-SM-5-25W-50K	5W/10W/15W/25W 120LM/W 5000K	6	68.98	61.94	55.90
CDLX-MD-15-45W-30K	15W/25W/35W/45W 120LM/W 3000K	4	72.98	65.94	59.90
CDLX-MD-15-45W-40K	15W/25W/35W/45W 120LM/W 4000K	4	72.98	65.94	59.90
CDLX-MD-15-45W-50K	15W/25W/35W/45W 120LM/W 5000K	4	72.98	65.94	59.90
CDLX-LG-30-80W-30K	20W/40W/60W/80W 120LM/W 3000K	2	116.98	105.94	95.90
CDLX-LG-30-80W-40K	20W/40W/60W/80W 120LM/W 4000K	2	116.98	105.94	95.90
CDLX-LG-30-80W-50K	20W/40W/60W/80W 120LM/W 5000K	2	116.98	105.94	95.90

LED CANOPY / GARAGE SERIES 2

Dark Bronze



NEW LOWER PRICES

CATALOG NO.	DESCRIPTION	REPLACEMENT RANGE	PKG QTY.	ORIGINAL PRICE	ALL DIST. OR ANY QUANTITY
CDL2-25CW	25W 2880LM 5000K 150° 8" (L) x 8" (W) x 3" (H)	100MH	6	59.83	46.90
CDL2-60CW	60W 7400LM 5000K 120° 14" (L) x 14" (W) x 4" (H)	150-200 MH	2	108.37	89.90
CDL2-60NW	60W 7100LM 4000K 120° 14" (L) x 14" (W) x 4" (H)	150-200 MH	2	108.37	89.90
CDL2-60WW	60W 7100LM 3000K 120° 14" (L) x 14" (W) x 4" (H)	150-200 MH	2	108.37	89.90
CDL2-80CW	80W 9500LM 5000K 120° 14" (L) x 14" (W) x 4" (H)	250-320 MH	2	122.03	90.90
CDL2-80WW	80W 9400LM 3000K 120° 14" (L) x 14" (W) x 4" (H)	250-320 MH	2	122.03	90.90
CDL2-45CW-M	MOTION SENSOR INCL. 45W 2880LM 5000K 120° 10" (L) x 10" (W) x 3.62" (H)	100-150 MH	4	167.98	85.90

LED GARAGE/CANOPY LIGHTS



CATALOG NO.	DESCRIPTION	REPLACEMENT RANGE	PKG QTY.	NON STOCKING DIST. OR ANY QUANTITY	STOCKING DIST. OR \$2500 MIN.	WIP OR \$5000 MIN.
CGL-40W-50K	40W 5200LM 5000K 9" (L) x 9" (W) x 4-1/2" (H)	100-150 MH	4	63.12	54.89	49.90
CGL-40W-40K	40W 5200LM 4000K 9" (L) x 9" (W) x 4-1/2" (H)	100-150 MH	4	63.12	54.89	49.90
CGL-55W-50K	55W 7100LM 5000K 9" (L) x 9" (W) x 4-1/2" (H)	150-200 MH	4	74.51	64.79	58.90
CGL-55W-40K	55W 7100LM 4000K 9" (L) x 9" (W) x 4-1/2" (H)	150-200 MH	4	74.51	64.79	58.90
CGL-75W-50K	75W 9700LM 5000K 10" (L) x 10" (W) x 5" (H)	250-320 MH	2	84.98	76.94	69.90
CGL-75W-40K	75W 9700LM 4000K 10" (L) x 10" (W) x 5" (H)	250-320 MH	2	84.98	76.94	69.90
CGL-100W-50K	100W 13000LM 5000K 10" (L) x 10" (W) x 5" (H)	350-400 MH	2	114.98	103.94	93.90
CGL-100W-40K	100W 13000LM 4000K 10" (L) x 10" (W) x 5" (H)	350-400 MH	2	114.98	103.94	93.90
CGL-FL1	Frosted Replacement Lens for CGL-40W & 55W			13.98	11.94	10.90
CGL-FL2	Frosted Replacement Lens for CGL-75W & 100W			14.98	11.94	10.90

OPTIONAL FROSTED LENS, FIELD REPLACE



FACTORY-INSTALLED OPTIONS, ENTER DESIRED OPTION CODE(S) AS LINE ITEMS ON YOUR PURCHASE ORDER UNDER THE PRODUCT CATALOG NUMBER

WATTS	EM OPTION	DESCRIPTION	PRICE	PHOTOCELL	DESCRIPTION	PRICE	PAINT	PRICE	SENSOR	DESCRIPTION	PRICE
25W	OPT-EM-FMIINT	INTERNAL	67.00						OPT-SEN-2MD-35	PROGRAMMABLE MICROWAVE BI-LEVEL	49.00
45W	OPT-EM-FMIINT	INTERNAL	67.00	OPT-PC-B	BUTTON	34.00	OPT-CLR-95(BK/GR/SR/WH)	95.00	WEC-3RC	OPTIONAL REMOTE CONTROL	31.68
60W	OPT-EM-OD1INT	INTERNAL	119.00								
80W	OPT-EM-OD2INT	INTERNAL	126.00								
	VANDAL RES.	DESCRIPTION	PRICE								
	OPT-TRS-T20	Tamper Resistant Screw	20.00								

POWER-ADJUSTABLE RECESSED GAS STATION CANOPY LIGHT, 120-277V



CATALOG NO.	DESCRIPTION	PKG QTY.	NON STOCKING DIST. OR ANY QUANTITY	STOCKING DIST. OR \$2500 MIN.	W/IP OR \$5000 MIN.
GSX-RECS-80-150W-50K	80W/100W/120W/150W 140LM/W 5000K	1	205.98	186.94	169.90

POWER-ADJUSTABLE SURFACE-MOUNT CANOPY LIGHT, 120-277V



CATALOG NO.	DESCRIPTION	PKG QTY.	NON STOCKING DIST. OR ANY QUANTITY	STOCKING DIST. OR \$2500 MIN.	W/IP OR \$5000 MIN.
GSX-SRFC-80-150W-50K	80W/100W/120W/150W 140LM/W 5000K	1	213.98	193.94	175.90

FACTORY-INSTALLED OPTIONS, ENTER DESIRED OPTION CODE(S) AS LINE ITEMS ON YOUR PURCHASE ORDER UNDER THE PRODUCT CATALOG NUMBER

WATTS	EM OPTION	DESCRIPTION	PRICE	PHOTOCELL	DESCRIPTION	PRICE	PAINT	PRICE	SENSOR	DESCRIPTION	PRICE
ALL MODELS	OPT-EM-HB2EXT	MUST MOUNT ABOVE	156.00	N/A	N/A	N/A	N/A	N/A	OPT-3PDR-52 WEC-3RC	BI-LEVEL MICROWAVE REMOTE CONTROL	82.00 31.68

LED GAS STATION/CANOPY LIGHT, 120-277V



CATALOG NO.	DESCRIPTION	REPLACEMENT RANGE	WHILE SUPPLIES LAST	PKG QTY.	ORIGINAL PRICE	ALL DIST. OR ANY QUANTITY
GS-CANOPY-100W-50K	100W 13600LM 5000K	100-150 MH		1	217.98	140.90
GS-CANOPY-120W-50K	120W 16300LM 5000K	175-250 MH		1	251.98	150.90
GS-CANOPY-150W-50K	150W 20558LM 5000K	250-400 MH		1	304.98	160.90
GS-CANOPY-SMB	GS SURFACE MOUNTING SHOE BOX			-	102.98	89.94

NEW LOWER PRICES

FACTORY-INSTALLED OPTIONS, ENTER DESIRED OPTION CODE(S) AS LINE ITEMS ON YOUR PURCHASE ORDER UNDER THE PRODUCT CATALOG NUMBER

WATTS	EM OPTION	DESCRIPTION	PRICE	PHOTOCELL	DESCRIPTION	PRICE	PAINT	PRICE	SENSOR	DESCRIPTION	PRICE
ALL MODELS	OPT-EM-HB2EXT	MOUNTED ON TOP	156.00	N/A	N/A	N/A	N/A	N/A	N/A	N/A	N/A

10KV SURGE PROTECTION MODULE UL1449



CATALOG NO.	DESCRIPTION	NON STOCKING DIST. OR ANY QUANTITY	STOCKING DIST. OR \$2500 MIN.	W/IP OR \$5000 MIN.
SP10KV	100-300V 10KV 8A SURGE PROTECTION MODULE UL1449	12.98	10.94	8.90

LED WORK LIGHT S-HOOK, USB CABLE & ADAPTOR INCL.



CATALOG NO.	DESCRIPTION	NON STOCKING DIST. OR ANY QUANTITY	STOCKING DIST. OR \$2500 MIN.	W/IP OR \$5000 MIN.
WL-EZCG-10W-50K	10W 300-600LM 5000K	26.94	23.43	21.30
WL-EZCG-SOLP	Solar panel 10 ft. cord & magnetic base	17.58	15.29	13.90

3IN1 LED WORK LIGHT(WORK LIGHT/SOS LIGHT/POWER BANK) USB CABLE INCL.



CATALOG NO.	DESCRIPTION	NON STOCKING DIST. OR ANY QUANTITY	STOCKING DIST. OR \$2500 MIN.	W/IP OR \$5000 MIN.
WL-3IN1-10W	10W 400LM 6000K	15.05	13.09	11.90










OUTDOOR

**LED SECURITY LIGHTS WITH PIR SENSOR, 120VAC, 180° SENSOR, 100° BEAM ANGLE (120° 28W)
80% DIM (OR OFF) WHEN NO MOTION DETECTED,**



OUTDOOR













WITH SENSOR

CATALOG NO.	DESCRIPTION	REPLACEMENT RANGE	PKG. QTY.	NON STOCKING DIST. OR ANY QUANTITY	STOCKING DIST. OR \$2500 MIN.	W/P OR \$5000 MIN.
 SL-20W-50K-BZ-P	20W 1900LM 5000K	70-100MH	8	45.98	40.94	36.90
 SL-20W-30K-BZ-P	20W 1900LM 3000K	70-100MH	8	45.98	40.94	36.90
 SL-20W-50K-WH-P	20W 1900LM 5000K	70-100MH	8	45.98	40.94	36.90
 SL-20W-30K-WH-P	20W 1900LM 3000K	70-100MH	8	45.98	40.94	36.90
 SL-30W-50K-BZ-P	30W 2800LM 5000K	100-150MH	8	64.98	62.94	51.90
 SL-30W-30K-BZ-P	30W 2800LM 3000K	100-150MH	8	64.98	62.94	51.90
 SL-30W-50K-WH-P	30W 2800LM 5000K	100-150MH	8	64.98	62.94	51.90
 SL-30W-30K-WH-P	30W 2800LM 3000K	100-150MH	8	64.98	62.94	51.90

NO-SENSOR DIMMABLE LED FLOOD LIGHTS (SEE BELOW FOR OPTIONAL MOTION SENSOR OR PHOTOCELL)



NO SENSOR

CATALOG NO.	DESCRIPTION	REPLACEMENT RANGE	PKG. QTY.	NON STOCKING DIST. OR ANY QUANTITY	STOCKING DIST. OR \$2500 MIN.	W/P OR \$5000 MIN.
 SL-10W-50K-BZ-D	10W 950LM 5000K	30-70MH	8	26.98	24.94	21.90
 SL-10W-30K-BZ-D	10W 950LM 3000K	30-70MH	8	26.98	24.94	21.90
 SL-20W-50K-BZ-D	20W 1900LM 5000K	70-100MH	8	31.98	29.94	26.90
 SL-20W-30K-BZ-D	20W 1900LM 3000K	70-100MH	8	31.98	29.94	26.90
 SL-30W-50K-BZ-D	30W 2800LM 5000K	70-100MH	8	52.98	49.94	44.90
 SL-30W-30K-BZ-D	30W 2800LM 3000K	70-100MH	8	52.98	49.94	44.90
 SL-10W-50K-WH-D	10W 950LM 5000K	30-70MH	8	26.98	24.94	21.90
 SL-10W-30K-WH-D	10W 950LM 3000K	30-70MH	8	26.98	24.94	21.90
 SL-20W-50K-WH-D	20W 1900LM 5000K	70-100MH	8	31.98	29.94	26.90
 SL-20W-30K-WH-D	20W 1900LM 3000K	70-100MH	8	31.98	29.94	26.90
 SL-30W-50K-WH-D	30W 2800LM 5000K	70-100MH	8	52.98	49.94	44.90
 SL-30W-30K-WH-D	30W 2800LM 3000K	70-100MH	8	52.98	49.94	44.90

LED SQUARE HEAD SECURITY LIGHTS







NO SENSOR





CATALOG NO.	DESCRIPTION	REPLACEMENT RANGE	PKG. QTY.	NON STOCKING DIST. OR ANY QUANTITY	STOCKING DIST. OR \$2500 MIN.	W/P OR \$5000 MIN.
NON-DIMMABLE LED SECURITY LIGHTS WITHOUT SENSOR						
 SL-20W-30K-BZ	20W 2000LM 3000K	75-100MH	8	32.98	29.94	26.90
 SL-20W-50K-BZ	20W 2000LM 5000K	75-100MH	8	32.98	29.94	26.90
 SL-20W-30K-WH	20W 2000LM 3000K	75-100MH	8	32.98	29.94	26.90
 SL-20W-50K-WH	20W 2000LM 5000K	75-100MH	8	32.98	29.94	26.90

NEW LOWER PRICES





WITH SENSOR

CATALOG NO.	DESCRIPTION	REPLACEMENT RANGE	PKG. QTY.	NON STOCKING DIST. OR ANY QUANTITY	STOCKING DIST. OR \$2500 MIN.	W/P OR \$5000 MIN.
LED SECURITY LIGHTS WITH PIR SENSOR, 180° SENSOR 80% DIM (OR OFF) WHEN NO MOTION DETECTED						
 SL-28W-50K-BZ-P	28W 3400LM 5000K	100-150MH	4	53.98	50.94	45.90
 SL-28W-30K-BZ-P	28W 3400LM 3000K	100-150MH	4	53.98	50.94	45.90
 SL-28W-50K-WH-P	28W 3400LM 5000K	100-150MH	4	53.98	50.94	45.90
 SL-28W-30K-WH-P	28W 3400LM 3000K	100-150MH	4	53.98	50.94	45.90






NO SENSOR

CATALOG NO.	DESCRIPTION	REPLACEMENT RANGE	PKG. QTY.	NON STOCKING DIST. OR ANY QUANTITY	STOCKING DIST. OR \$2500 MIN.	W/P OR \$5000 MIN.
DIMMABLE LED FLOOD LIGHTS WITH OPTIONAL MOTION SENSOR OR POTHOCELL						
 SL-28W-50K-BZ-D	28W 3400LM 5000K	100-150MH	4	45.98	40.94	36.90
 SL-28W-30K-BZ-D	28W 3400LM 3000K	100-150MH	4	45.98	40.94	36.90
 SL-28W-50K-WH-D	28W 3400LM 5000K	100-150MH	4	45.98	40.94	36.90
 SL-28W-30K-WH-D	28W 3400LM 3000K	100-150MH	4	45.98	40.94	36.90


NO SENSOR

CATALOG NO.	DESCRIPTION	REPLACEMENT RANGE	PKG. QTY.	NON STOCKING DIST. OR ANY QUANTITY	STOCKING DIST. OR \$2500 MIN.	W/P OR \$5000 MIN.
 SL-40W-50K-BZ-D	40W 4800LM 5000K	150-175MH	4	52.98	48.94	43.90
 SL-40W-30K-BZ-D	40W 4800LM 3000K	150-175MH	4	52.98	48.94	43.90
 SL-40W-50K-WH-D	40W 4800LM 5000K	150-175MH	4	52.98	48.94	43.90
 SL-40W-30K-WH-D	40W 4800LM 3000K	150-175MH	4	52.98	48.94	43.90

PHOTOCELL & MOTION SENSOR FOR SECURITY LIGHTS

CATALOG NO.	DESCRIPTION	PKG. QTY.	ALL DIST. OR ANY QUANTITY	W/P OR \$5000 MIN.
 SL-PC	120VAC, UL-RECOG MINIATURE PHOTOCELL "FOR SL SERIES ONLY" 100W Max Load	1	12.98	10.94
 SL-PIR-WH	180° 350W Max Load, MOTION SENSOR (WHITE OR BRONZE) WITH LONG ARM CAN BE USED WITH ALL OUTDOOR FIXTURES	1	14.98	11.94
 SL-PIR-BZ	180° 350W Max Load, MOTION SENSOR (WHITE OR BRONZE) WITH LONG ARM CAN BE USED WITH ALL OUTDOOR FIXTURES	1	14.98	11.94
 SL-HPIR-WH	240° 350W Max Load, MOTION SENSOR (WHITE OR BRONZE) CAN BE USED WITH ALL OUTDOOR FIXTURES	1	20.98	18.94
 SL-HPIR-BZ	240° 350W Max Load, MOTION SENSOR (WHITE OR BRONZE) CAN BE USED WITH ALL OUTDOOR FIXTURES	1	20.98	18.94

ACCESSORIES



1.35
LF-THREAD

1/2" hub adaptor for fixtures with trunnion bracket (on fixtures up to 50W)



2.73
WRC-3-BRZ

Weatherproof cover with three (3) 1/2" hubs



19.56
SPS-75

4" SQ. Swivel-type cover & 3/4" hub with 1/2" reducer



5.31
HB-HOOK

High Bay 2-1/2" heavy-duty Zinc Alloy hook with 1/2" steel locknut, set screw, cable bushing

SHROUDS



REVERSIBLE

10.48 Fits LF4-12W, LF4-12V-6W & 12W (Polycarbonate)
LF4-SH1

13.46 Fits LF4-30W, LF4-12V-24W & 30W (Polycarbonate)
LF4-SH2

18.84 Fits LF4-50W, LF4-12V-50W (Polycarbonate)
LF4-SH3

24.87 Fits LF4-80W & 100W, (Aluminum)
LF4-SH4

33.58 Fits LF4-150W (Aluminum)
LF4-SH5



18.11
LF3-SH1FG

Full-Glare Shrouds for LF4 12W, 30W

20.53
LF3-SH2FG

Full-Glare Shrouds for LF4 50W

LF3 Full-Glare Shrouds compatible with LF4 Series



10.48
FL-SH1

Fits FLD2-15W, FLV12-6W

13.46 Fits FLD2-28W, FLV12-12W & 24W
FL-SH2

18.84 Fits FLD2-42W, FLV12-32W
FL-SH3

24.87 Fits FLD2-50W
FL-SH4

PHOTOCONTROLS



PC-1



PC-1H



PC-1S



PC-2S



PC-B



PC-BM



PC-BP



PC-BU



PC-TLSC



PC-TLSOC-3PIN



PC-TLSOC-7PIN



PC-TWIST

PC-TWIST-480V



SL-PC



WEC-3MPC-GY

PHOTOCONTROLS FOR OUTDOOR

CATALOG NO.	DESCRIPTION	NON STOCKING DIST. OR ANY QUANTITY	STOCKING DIST. \$2500 MIN.	W/P OR \$5000 MIN.
PC-1	120V STEM MOUNT 1800W PHOTOCELL	10.98	9.94	8.90
PC-1H	277V STEM MOUNT 1800W PHOTOCELL	13.98	11.94	10.90
PC-1S	PHOTOCELL SWIVEL ARM 120V , 1000W	12.98	10.94	9.90
PC-2S	SWIVEL PHOTOCELL , 120VAC , 1800W	12.98	10.94	9.90
PC-B	BUTTON PHOTOCELL , 120VAC , 500W	9.98	8.94	7.90
PC-BM	MINI BUTTON PHOTOCELL , 120VAC , 600W	9.98	8.94	7.90
PC-BP	PHOTOCELL WITH 1-GANGE STAINLESS STEEL PLATE AND GASKET , 120VAC , 500W	10.98	9.94	8.90
PC-BU	BUTTON PHOTOCELL, 120-277VAC , 500W	15.98	13.94	11.90
PC-TLSC	TWIST LOCK SHORTING CAP FOR PHOTOCELL SOCKET	7.98	6.94	5.90
PC-TLSOC-3PIN	3-PIN SOCKET TWIST LOCK FOR SMART CONTROL SYSTEMS	6.98	5.94	4.90
PC-TLSOC-7PIN	7-PIN SOCKET TWIST LOCK FOR SMART CONTROL SYSTEMS	17.98	15.94	13.90
PC-TWIST	TWIST LOCK PHOTOCELL 1800W TUNGESTON 120-277V AC /1800W	12.98	10.94	9.90
PC-TWIST-480V	TWIST LOCK PHOTOCELL 1800W TUNGESTON 490V	34.98	30.94	27.90
SL-PC	MICRO BUTTON PHOTOCELL, 120/277V, 40W	13.98	11.94	-
WEC-3MPC-GY NEW	MICROWAVE IP67 PHOTOCELL WITH 1/2" THREAD, GRAY	23.98	20.94	18.90

SURGE PROTECTOR



FACTORY-INSTALLED OPTIONS, ENTER DESIRED OPTION CODE(S) AS LINE ITEMS ON YOUR PURCHASE ORDER UNDER THE PRODUCT CATALOG NUMBER

TYPE	CATALOG NO.	DESCRIPTION	PRICE
OUTDOOR FIXTURES	OPT-SP-10KV	Factory Installed, 10KV surge protector	12.00



MOTION SENSORS FOR OUTDOOR



CATALOG NO.	DESCRIPTION	NON STOCKING DIST. OR ANY QUANTITY	STOCKING DIST. OR \$2500 MIN.	W/P OR \$5000 MIN.
WEC-3MRLV-5-BR	0-10V MW LOW-VOLTAGE DIMMER WITH REMOTE DRIVER 120-277V REMOTE CAPABLE - BRONZE	46.73	38.94	37.38
WEC-3MRLV-5-GY	0-10V MW LOW-VOLTAGE DIMMER WITH REMOTE DRIVER 120-277V REMOTE CAPABLE - GRAY	46.73	38.94	37.38
WEC-3MRLV-5-WH	0-10V MW LOW-VOLTAGE DIMMER WITH REMOTE DRIVER 120-277V REMOTE CAPABLE - WHITE	44.75	37.29	35.80
WEC-3MRLV-5-CLR	0-10V MW LOW-VOLTAGE DIMMER WITH REMOTE DRIVER 120-277V REMOTE CAPABLE - CLEAR	44.75	37.29	35.80
WEC-3MR-3-BR	MICROWAVE IP67 SENSOR, 1/2" THREAD, BRONZE	43.56	36.30	34.85
WEC-3MR-3-WH	MICROWAVE IP67 SENSOR, 1/2" THREAD, WHITE	41.58	34.65	33.26
WEC-3MDR-42	0-10V MW 120-277V SENSOR DIP & RC	59.40	49.50	47.52
WEC-3PDR-52	0-10V PIR 120-277V SENSOR DIP & RC	55.44	46.20	44.35
WEC-3MR-48	0-10V MW 120-277V IP66 METAL KNUCKLE SENSOR DIP & RC	67.32	56.10	53.86
WEC-3PR-60	0-10V PIR 120-277V IP66 KNUCKLE SENSOR DIP & RC	67.32	56.10	53.86
WEC-3MR-4-BR	90-DEGREE IP67 MICROWAVE SENSOR, REMOTE CAPABLE, BRONZE	44.75	37.29	35.80
WEC-3MR-4-WH	90-DEGREE IP67 MICROWAVE SENSOR, REMOTE CAPABLE, WHITE	40.79	33.99	32.63
WEC-3PDR-58-BR	0-10V PIR IP65 120-277V SENSOR DIP AND RC , BRONZE	63.36	52.80	50.69
WEC-3PDR-58-WH	0-10V PIR IP65 120-277V SENSOR DIP AND RC , BRONZE	63.36	52.80	50.69
WEC-2MRHB2	0-10V MICROWAVE HIGHBAYS SENSOR KIT	74.05	61.71	59.24
WEC-3MR-45	0-10V MW 120-277V IP66 HIGHBAY SENSOR DIP & RC	71.28	59.40	57.02
WEC-2MD-35	0-10V MW 120-277V SENSOR DIP, WHITE	38.02	31.68	30.41
WEC-2MD-33	0-10V MW 120-277V LOW-CEILING SENSOR DIP	28.51	23.76	22.81
WEC-2MDR-36	0-10V MW 120-277V SENSOR + SENSOR HEAD DIP & RC, WHITE	49.10	40.92	39.28
WEC-2MDR-33	MICROWAVE SENSOR FOR LINEAR STRIP LIGHTS WITH DIP, REMOTE CAPABLE	24.95	20.79	19.96
WEC-2MDRH-35	MICROWAVE SENSOR FOR LINEAR STRIP LIGHTS WITH DIP, REMOTE CAPABLE	36.43	30.36	29.15
WEC-2P-44	0-10V PIR 6-24VDC TROFFER SENSOR DIP	31.68	26.40	25.34
WEC-2ADP	AC TO DC ADAPTER MODULE FOR ANT-4	7.92	6.60	6.34
SL-PIR-WH	WHITE 180°, 350W MAX LOAD	14.98	11.94	-
SL-PIR-BZ	BRONZE 180°, 350W MAX LOAD	14.98	11.94	-
SL-HPIR-WH	WHITE 240°, 350W MAX LOAD	20.98	18.94	-
SL-HPIR-BZ	BRONZE 240°, 350W MAX LOAD	20.98	18.94	-
WEC-2CPDR-3	0-10V PIR 120-277V CEILING SENSOR DIP & RC	30.49	25.41	24.39
WEC-2P-58	ON/OFF PIR 120-277V HIGHBAY SENSOR	30.89	25.74	24.71
WEC-2DLH-22	0-10V DAYLIGHT HARVESTING MODULE, WHITE	32.08	26.73	25.66
WEC-8RC	REMOTE CONTROL FOR WEC-3MR-4 & WEC-3MR-3	9.50	-	-
WEC-2RC	SENSOR FOR WEC-2MD-36, SILVER	32.63	-	-
WEC-3RC	REMOTE CONTROL FOR MOTION SENSORS	31.68	-	-
WEC-2RC-33	REMOTE CONTROL FOR WEC-2MDR-33 MOTION SENSOR	22.81	-	-
WEC-2TS	0-10V TEMPERATURE SENSOR FIXTURE CONTROLLER	23.76	19.80	19.01
WEC-ONS0-BR	SENSOR MOUNTING OFFSET NIPPLE, 1/2 INCH SIZE , BRONZE	3.17	2.64	2.53
WEC-ONS0-WH	SENSOR MOUNTING OFFSET NIPPLE, 1/2 INCH SIZE , WHITE	3.17	2.64	2.53
LLHB-SE	HIGHBAY SENSOR EXTENDER MODULE	6.60	6.34	6.07
LLHB-SMB	MOTION SENSOR MOUNTING BOX FOR LINEAR HIGH BAY FIXTURES	4.13	3.96	3.80
LLHB-SENB	GALVANIZED STEEL SENSOR MOUNTING BRACKET	4.13	3.96	3.80
YM183-W	VACANCY PIR SENSOR, 180°, 30FT (720FT), 120/277V 800/1200W MAX, SINGLE POLE, NEUTRAL REQ.	9.88	-	-
YM2108-W	VACANCY & OCCUPANCY PIR SENSOR, 180°, 30FT (720FT), 120/277V 800/1200W MAX, SINGLE POLE, NEUTRAL REQ.	14.28	-	-
YM2108-T-W	VACANCY & OCCUPANCY PIR SENSOR, 180°, 25FT (600FT), 120/277V 600/1000W MAX, 3-WAY, NEUTRAL REQ.	14.28	-	-



Crest & Westgate

LED WALL SCONCES

OUTDOOR

ALL MODELS PROVIDE UP/DOWN LIGHT

	01 LUNETTE		02 APERTURE		03 GRASP		04 CURVE		05 PEN		06 STILL	
	SILVER	BRONZE	SILVER	BRONZE	SILVER	BRONZE	SILVER	BRONZE	SILVER	BRONZE	SILVER	BRONZE
10W	119.94	119.94	119.94	119.94	119.94	119.94	119.94	119.94	119.94	119.94	119.94	119.94
20W	143.94	143.94	143.94	143.94	143.94	143.94	143.94	143.94	143.94	143.94	143.94	143.94

	07 PASSAGE		08 CRUSH		10 BURROW		51 TUNNEL		52 GRILLE	
	SILVER	BRONZE	SILVER	BRONZE	SILVER	BRONZE	SILVER	BRONZE	SILVER	BRONZE
10W	119.94	119.94	119.94	119.94	119.94	119.94	65.00	65.00	67.50	67.50
20W	143.94	143.94	143.94	143.94	143.94	143.94				

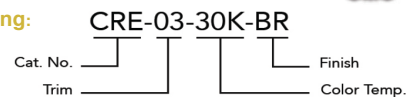
NEW LOWER PRICES

CATALOG NO.	WATTS	DESCRIPTION	TRIM		COLOR TEMPERATURE		FINISH	
			CODE	DESCRIPTION	CODE	DESCRIPTION	CODE	DESCRIPTION
CRE	10W (900LM)		01	Lunette	30K	3000K	BR	Bronze
CRE-HL20	20W (1800LM)		02	Aperture	40K	4000K	SIL	Silver
			03	Grasp	50K	5000K		
			04	Curve				
			05	Pen				
			06	Still				
			07	Passage				
			08	Crush				
			10	Burrow				
CRES	15W (1300LM)		51	Tunnel				
			52	Grille				

100-277V AC



Sample Ordering:



Light Engines and Trims
Can be purchased & stocked separately to readily offer all combinations of color temperatures, outputs, finishes, & trims - **Call for separate pricing**



FACTORY-INSTALLED OPTIONS, ENTER DESIRED OPTION CODE(S) AS LINE ITEMS ON YOUR PURCHASE ORDER UNDER THE PRODUCT CATALOG NUMBER

WATTS	EM OPTION	DESCRIPTION	PRICE	PHOTOCELL	DESCRIPTION	PRICE	PAINT	PRICE	SENSOR
ALL MODELS	OPT-EM-0DIINT	INTERNAL	119.00	OPT-PC-B	120-277V	34.00	OPT-CLR-85(BK/GR/SR/WH)	85.00	DEPENDS ON MODEL-CALL

INDUSTRIAL LIGHTING



NEW GENERATION - UFO Highbay, 120-277V



NEW



CATALOG NO.	DESCRIPTION	PKG. QTY.	NON STOCKING DIST. OR ANY QUANTITY	STOCKING DIST. OR \$2500 MIN.	W/P OR \$5000 MIN.
UHX-150W-MP-50K	50W/80W/100W/150W 160LM/W 5000K Black	1	103.98	93.94	84.90
UHX-150W-MP-40K	50W/80W/100W/150W 160LM/W 4000K Black	1	103.98	93.94	84.90
UHX-230W-MP-50K	100W/150W/200W/230W 160LM/W 5000K Black	1	144.98	130.94	118.90
UHX-230W-MP-40K	100W/150W/200W/230W 160LM/W 4000K Black	1	144.98	130.94	118.90
UHX-300W-MP-50K	150W/200W/240W/300W 160LM/W 5000K Black	1	230.98	209.94	190.90
UHX-150W-MCTP	50W/80W/100W/150W 125LM/W 30K/40K/50K/57K Black	1	120.98	109.94	99.90
UHX-230W-MCTP	100W/150W/200W/230W 125LM/W 30K/40K/50K/57K Black	1	205.98	186.94	169.90
UHX-150W-MCTP-WH	50W/80W/100W/150W 125LM/W 30K/40K/50K/57K White	1	136.98	123.94	111.90
UHX-230W-MCTP-WH	100W/150W/200W/230W 125LM/W 30K/40K/50K/57K White	1	215.98	195.94	177.90
HB-RING	Highbay top ring adapter, 1/2in		7.98	6.94	5.90
HB-EB-50/75	UFO top threaded hub expansion bushing from 1/2" to 3/4"		5.98	4.94	3.90
UHX-SMB	Surface Mounting Yoke Bracket For 100W To 300W		12.98	10.94	9.90
UHX-WG-A	Wire Guard, Fits On Fixtures 150W (MP & MCTP) & 230W (MP Only)		12.98	10.94	9.90
UHX-WG-B	Wire Guard, Fits On Fixtures 230W (MCTP Only) & 300W MP		13.98	11.94	10.90
UHX-ALR-A	Alum. Reflector For 150W (MP & MCTP) & 230W (MP Only)		29.98	26.94	23.90
UHX-ALR-B	Alum. Reflector For 230W (MCTP Only) & 300W MP		29.98	26.94	23.90
UHX-PCR-A	Prismatic Pc Reflector For 150W (MP & MCTP) & 230W (MP Only)		29.98	26.94	23.90
UHX-PCR-B	Prismatic Pc Reflector For 230W (MCTP Only) & 300W MP		29.98	26.94	23.90
UHX-PCDC	PC Drop Lens Cover For Reflectors, Fits All Sizes		23.98	20.94	18.90
UHX-PCC	PC Bottom Cover For Reflectors, Fits All Sizes		19.98	17.94	15.90
UHX-SC	Safety Cable		4.98	3.94	3.50
UHX-FL-A	Replacement Frosted PC Lens For Up To 150W		15.98	13.94	11.90
UHX-FL-B	Replacement Frosted PC Lens For 230W-MP (NOT FOR 230W-MCTP)		15.98	13.94	11.90
UHX-FL-C	Replacement Frosted PC Lens For 230W-MCTP & 300W		18.98	16.94	14.90

NEW LOWER PRICES

NEW GENERATION - UFO Highbay, 480V 7 DAYS LEAD TIME



NEW

480V



CATALOG NO.	DESCRIPTION	PKG. QTY.	NON STOCKING DIST. OR ANY QUANTITY	STOCKING DIST. OR \$2500 MIN.	W/P OR \$5000 MIN.
UHX-150W-MP-50K-480V	50W/80W/100W/150W 160LM/W 5000K Black	1	215.98	195.94	177.90
UHX-230W-MP-50K-480V	100W/150W/200W/230W 160LM/W 5000K Black	1	296.98	269.94	244.90
UHX-300W-MP-50K-480V	150W/200W/240W/300W 160LM/W 5000K Black	1	360.98	327.94	297.90
UHX-150W-MCTP-480V	50W/80W/100W/150W 125LM/W 30K/40K/50K/57K Black	1	246.98	223.94	202.90
UHX-230W-MCTP-480V	100W/150W/200W/230W 125LM/W 30K/40K/50K/57K Black	1	359.98	326.94	296.90
UHX-150W-MCTP-WH-480V	50W/80W/100W/150W 125LM/W 30K/40K/50K/57K White	1	298.98	270.94	245.90
UHX-230W-MCTP-WH-480V	100W/150W/200W/230W 125LM/W 30K/40K/50K/57K White	1	411.98	373.94	339.90



FACTORY-INSTALLED OPTIONS, ENTER DESIRED OPTION CODE(S) AS LINE ITEMS ON YOUR PURCHASE ORDER UNDER THE PRODUCT CATALOG NUMBER

WATTS	EM OPTION	DESCRIPTION	PRICE	PLUG IN CORD	DESCRIPTION	PRICE	PAINT	PRICE	SENSOR	DESCRIPTION	PRICE
ALL 120-277V	OPT-EM-UHX	ON TOP	210.00	OPT-HBC-125TL-BK	8FT, 15A, 125V/16/3TL,BLK	20.50	N/A	N/A	OPT-SEN-UHX	MICROWAVE	113.00
	DIM WIRE PULL OUT	DESCRIPTION	PRICE	OPT-HBC-125TL-WH	8FT, 15A, 125V/16/3TL,WHT	20.50					
	OPT-010WP0	0-10V Wires pulled out	25.00	OPT-HBC-277TL-BK	8FT, 15A, 277V/16/3TL,BLK	20.50					
				OPT-HBC-277TL-WH	8FT, 15A, 277V/16/3TL,WHT	20.50					
				OPT-HBC-125SB-BK	10FT, 15A, 125V/18/3STR,BLK	18.50					
				OPT-HBC-125SB-WH	10FT, 15A, 125V/18/3STR,WHT	18.50					


LED HIGH-LUMEN UFO HIGH BAY, 110° BEAM ANGLE- HOOK WITH 3/4" THREAD



CATALOG NO.	DESCRIPTION	WHILE SUPPLIES LAST	REPLACEMENT RANGE	PKG. QTY.	NON STOCKING DIST. OR ANY QUANTITY	STOCKING DIST. OR \$2500 MIN.	WIP OR \$5000 MIN.
	ULHB-100W-30K	100W 13000LM 3000K Black	150-250 MH	1	87.93	79.94	75.90
	ULHB-150W-30K	150W 19500LM 3000K Black	200-400 MH	1	108.93	98.94	89.90
	ULHB-200W-30K	200W 26000LM 3000K Black	350-400 MH	1	150.63	136.94	116.90
	ULHB-240W-30K	240W 31200LM 3000K Black	1000 MH	1	197.93	179.94	129.90
	ULHB-240W-40K	240W 31200LM 4000K Black	1000 MH	1	197.93	179.94	129.90
	ULHB-240W-50K	240W 31200LM 5000K Black	1000 MH	1	197.93	179.94	129.90
	ULHB-EHL-300W-50K	300W 45000LM 5000K Black	1000 MH	1	374.98	340.94	309.90
	ULHB-50W-50K-WH	50W 6500LM 5000K White	100-150 MH	1	101.07	87.89	79.90
	ULHB-SK	Ultrasonic Bi-Level (Dimming) Motion Sensor Kit for 120-277V UFO High Bays Includes special junction box (mounts on fixture), auxiliary cable & push-in connectors			79.98	74.94	-
	ULHB-SK-480V	Ultrasonic Bi-Level (Dimming) Motion Sensor Kit for 480V UFO High Bays			95.98	85.94	-
	ULHB-ALR-100/150	Alum. Reflector for 50W, 100W & 150W, DIA: 18.85"			13.79	11.99	10.90
	ULHB-ALR-200/240	Alum. Reflector for 200W & 240W, DIA: 22.15"			17.58	15.29	13.90
	ULHB-PCR-100/150	PC Reflector for 50W, 100W & 150W, DIA: 16.15"			29.00	25.22	22.93
	ULHB-PCR-200/240	PC Reflector for 200W & 240W, DIA: 18.90"			39.98	32.94	-
	ULHB-PCC-100/150	Polycarbonate Cover for 50W, 100W & 150W (for ULHB-PCR-100/150 only) - Increases heat captured in the reflector. Not recommended when not necessary.			18.85	16.39	14.90
	ULHB-PCC-200/240	Polycarbonate Cover for 200W & 240W (for ULHB-PCR-200/240/300 only) - Increases heat captured in the reflector. Not recommended when not necessary.			25.17	21.89	19.90
	ULHB-WG-100/150	Wire Guard for 50W, 100W & 150W			13.98	9.94	-
	ULHB-WG-200/240	Wire Guard for 200W & 240W			13.98	9.94	-
	ULHB-WG-300	Wire Guard for 300W			11.98	7.94	-
	ULHB-FL-50/100/150	Frosted Lens for 50W, 100W & 150W			11.50	11.50	-
	ULHB-FL-200/240	Frosted Lens for 200W & 240W			14.95	14.95	-
	ULHB-SC-100/150	Safety Cable for 50W 100W & 150W, 22" Length			3.43	3.38	-
	ULHB-SC-200/240	Safety Cable for 200W & 240W, 22" Length			4.58	3.38	-
	ULHB-SC-300	Safety Cable for 300W, 22" Length			4.58	3.38	-
	ULHB-SMB-100/150	Surface Mount Bracket for 50W, 100W & 150W			10.98	9.94	-
	ULHB-SMB-200/240	Surface Mount Bracket for 200W & 240W			12.98	9.94	-

LED HIGH-LUMEN UFO HIGH BAY, 110° BEAM ANGLE



CATALOG NO.	DESCRIPTION	REPLACEMENT RANGE	PKG. QTY.	NON STOCKING DIST. OR ANY QUANTITY	STOCKING DIST. OR \$2500 MIN.	WIP OR \$5000 MIN.
	ULHB-100W-50K-480V	100W 13000LM 5000K Black	150-250 MH	1	197.98	188.94

480V





FACTORY-INSTALLED OPTIONS, ENTER DESIRED OPTION CODE(S) AS LINE ITEMS ON YOUR PURCHASE ORDER UNDER THE PRODUCT CATALOG NUMBER

WATTS	EM OPTION	DESCRIPTION	PRICE	PLUG IN CORD	DESCRIPTION	PRICE	PAINT	PRICE	SENSOR	DESCRIPTION	PRICE
ALL 120-277V	OPT-EM-ULHB	ULHB-HBMK	210.00	OPT-HBC-125TL-BK	8FT, 15A, 125V/16/3TL,BLK	20.50	N/A	N/A	OPT-SEN-ULHB	ULHB-SK	113.00
ALL 480V	N/A	N/A	N/A	OPT-HBC-125TL-WH	8FT, 15A, 125V/16/3TL,WHT	20.50	N/A	N/A	OPT-SEN-ULHB-480V	ULHB-SK-480V	125.00
				OPT-HBC-277TL-BK	8FT, 15A, 277V/16/3TL,BLK	20.50					
				OPT-HBC-277TL-WH	8FT, 15A, 277V/16/3TL,WHT	20.50					
				OPT-HBC-125SB-BK	10FT, 15A, 125V/18/3STR,BLK	18.50					
				OPT-HBC-125SB-WH	10FT, 15A, 125V/18/3STR,WHT	18.50					

HIGH LUMEN LED MINI HIGH BAY, 120-277 VAC, PC REFLECTOR INCLUDED



CATALOG NO.	DESCRIPTION	PKG. QTY.	NON STOCKING DIST. OR ANY QUANTITY	STOCKING DIST. OR \$2500 MIN.	W/P OR \$5000 MIN.
 LHB2-50W-50K	50W 6750LM 5000K 8-1/4" Dia X 5-1/2"(H), Black	1	114.98	103.94	95.90
LHB2-50W-40K	50W 6750LM 4000K 8-1/4" Dia X 5-1/2"(H), Black	1	114.98	103.94	95.90
LHB2-50W-30K	50W 6750LM 3000K 8-1/4" Dia X 5-1/2"(H), Black	1	114.98	103.94	95.90
 LHB2-50W-50K-WH	50W 6750LM 5000K 8-1/4" Dia X 5-1/2"(H), White	1	114.98	103.94	95.90
LHB2-50W-40K-WH	50W 6750LM 4000K 8-1/4" Dia X 5-1/2"(H), White	1	114.98	103.94	95.90
LHB2-50W-30K-WH	50W 6750LM 3000K 8-1/4" Dia X 5-1/2"(H), White	1	114.98	103.94	95.90




FACTORY-INSTALLED OPTIONS, ENTER DESIRED OPTION CODE(S) AS LINE ITEMS ON YOUR PURCHASE ORDER UNDER THE PRODUCT CATALOG NUMBER

WATTS	EM OPTION	DESCRIPTION	PRICE	PLUG IN CORD	DESCRIPTION	PRICE	PAINT	PRICE	SENSOR	DESCRIPTION	PRICE
ALL 120-277V	OPT-EM-ULHB	ULHB-HBMK	210.00	OPT-HBC-125TL-BK	8FT, 15A, 125V/16/3TL,BLK	20.50	N/A	N/A	OPT-SEN-ULHB	ULHB-SK	113.00
				OPT-HBC-125TL-WH	8FT, 15A, 125V/16/3TL,WHT	20.50					
				OPT-HBC-277TL-BK	8FT, 15A, 277V/16/3TL,BLK	20.50					
				OPT-HBC-277TL-WH	8FT, 15A, 277V/16/3TL,WHT	20.50					
				OPT-HBC-125SB-BK	10FT, 15A, 125V/18/3STR,BLK	18.50					
				OPT-HBC-125SB-WH	10FT, 15A, 125V/18/3STR,WHT	18.50					

LED SATURN ARCHITECTURAL HIGH BAY



CATALOG NO.	DESCRIPTION	PKG. QTY.	NON STOCKING DIST. OR ANY QUANTITY	STOCKING DIST. OR \$2500 MIN.	W/P OR \$5000 MIN.
 USHB-100W-50K	100W 13000LM 5000K White	1	150.98	136.94	123.90
USHB-100W-40K	100W 13000LM 4000K White	1	150.98	136.94	123.90
USHB-150W-50K	150W 19500LM 5000K White	1	162.98	147.94	133.90
USHB-150W-40K	150W 19500LM 4000K White	1	162.98	147.94	133.90
USHB-200W-50K	200W 26000LM 5000K White	1	173.98	157.94	142.90
USHB-200W-40K	200W 26000LM 4000K White	1	173.98	157.94	142.90
USHB-240W-50K	240W 31200LM 5000K White	1	184.98	167.94	151.90
USHB-240W-40K	240W 31200LM 4000K White	1	184.98	167.94	151.90




FACTORY-INSTALLED OPTIONS, ENTER DESIRED OPTION CODE(S) AS LINE ITEMS ON YOUR PURCHASE ORDER UNDER THE PRODUCT CATALOG NUMBER

WATTS	EM OPTION	DESCRIPTION	PRICE	PLUG IN CORD	DESCRIPTION	PRICE	PAINT	PRICE	SENSOR	DESCRIPTION	PRICE
ALL	N/A	N/A	N/A	OPT-HBC-125TL-WH	8FT, 15A, 125V,WHITE	20.50	N/A	N/A	OPT-SEN-3MR-3-WH	PROGRAMMABLE MICROWAVE BI-LEVEL	82.00
				OPT-HBC-277TL-WH	8FT, 15A, 277V,WHITE	20.50			WEC-8RC	REMOTE CONTROL	9.50
				OPT-HBC-125SB-WH	10FT, 15A, 125V/18/3STR,WHT	18.50					

LED FOOD SERVICE & LABORATORY HIGH BAY




CATALOG NO.	DESCRIPTION	WHILE SUPPLIES LAST	REPLACEMENT RANGE	PKG. QTY.	ORIGINAL PRICE	ALL DIST. OR ANY QUANTITY
 UFHB-150W-50K	150W 20250LM 5000K		450-650 MH	1	351.98	149.94
UFHB-200W-50K	200W 27000LM 5000K		700-800 MH	1	409.98	169.94

NEW LOWER PRICES

LED LINEAR HIGH BAY, 120-277V, FIXTURE HANGERS INCL., SUSPENSION CABLE NOT INCL.



CATALOG NO.	DESCRIPTION	PKG. QTY.	ALL DIST. OR ANY QUANTITY	STOCKING DIST. OR \$2500 MIN.	W/P OR \$5000 MIN.
 LLHB-120W-50K-D	100W 15500LM 5000K Frosted lens, 4FTx11-1/4"	1	104.98	99.94	88.90
LLHB-120W-40K-D	100W 15500LM 4000K Frosted lens, 4FTx11-1/4"	1	104.98	99.94	88.90
LLHB-180W-50K-D	150W 23250LM 5000K Frosted lens, 4FTx15-7/8"	1	136.98	129.94	115.90
LLHB-180W-40K-D	150W 23250LM 4000K Frosted lens, 4FTx15-7/8"	1	136.98	129.94	115.90
LLHB-240W-50K-D	220W 33000LM 5000K Frosted lens, 4FTx20-1/2"	1	185.98	174.94	150.90
LLHB-240W-40K-D	220W 30000LM 4000K Frosted lens, 4FTx20-1/2"	1	185.98	174.94	150.90

Updated higher lumens at lower wattages. Per industry standards, Lumens are reported without frosted lens (Removable).

FOR FACTORY-INSTALLED OPTIONS SEE LLHB-480V BELOW

LED LINEAR HIGH BAY, 480V, FIXTURE HANGERS INCL., SUSPENSION CABLE NOT INCL. 7 DAYS LEAD TIME



CATALOG NO.	DESCRIPTION	PKG. QTY.	ALL DIST. OR ANY QUANTITY	STOCKING DIST. OR \$2500 MIN.	WIP OR \$5000 MIN.
LLHB-120W-50K-D-480V	100W 15500LM 5000K Frosted lens, 4FTx11-1/4"	1	227.98	206.94	187.90
LLHB-120W-40K-D-480V	100W 15500LM 4000K Frosted lens, 4FTx11-1/4"	1	227.98	206.94	187.90
LLHB-180W-50K-D-480V	150W 23250LM 5000K Frosted lens, 4FTx15-7/8"	1	274.98	249.94	226.90
LLHB-180W-40K-D-480V	150W 23250LM 4000K Frosted lens, 4FTx15-7/8"	1	274.98	249.94	226.90
LLHB-240W-50K-D-480V	220W 33000LM 5000K Frosted lens, 4FTx20-1/2"	1	403.98	366.94	332.90
LLHB-240W-40K-D-480V	220W 30000LM 4000K Frosted lens, 4FTx20-1/2"	1	403.98	366.94	332.90

480V



FACTORY-INSTALLED OPTIONS, ENTER DESIRED OPTION CODE(S) AS LINE ITEMS ON YOUR PURCHASE ORDER UNDER THE PRODUCT CATALOG NUMBER

WATTS	EM OPTION	DESCRIPTION	PRICE	LENS	DESCRIPTION	PRICE	PAINT	PRICE	SENSOR	DESCRIPTION	PRICE
ALL MOD-ELS	OPT-EM-HB2EXT	MOUNTED ON TOP	156.00	OPT-LLHB-CL-120/180	CLEAR LENS FOR 120W & 180W	13.00	OPT-CLR-95(BK/GR/SR/WH)	95.00	OPT-2P-58	PIR SENSOR (Not remote capable)	43.00
				OPT-LLHB-CL-240	CLEAR LENS FOR 240W	18.00			OPT-SEN-3MR-4-WH	PROGRAMMABLE MICROWAVE BI-LEVEL	63.00
	FLEX WHIP	DESCRIPTION	PRICE	SURF. OPTION	DESCRIPTION	PRICE			WEC-8RC	OPTIONAL REMOTE	9.50
	OPT-FWH-63	6FT 3-Wire Whip	22.50	OPT-LLHB-SMK	SURFACE MOUNTING OPTION	17.00			PLUG IN CORD	DESCRIPTION	PRICE
	OPT-FWH-65	6FT 5-Wire Whip	27.00						OPT-HBC-125TL-WH	8FT, 15A, 125V, WHITE	20.50
	OPT-FWH-66	6FT 6-Wire Whip	29.00						OPT-HBC-277TL-WH	8FT, 15A, 277V, WHITE	20.50
									OPT-HBC-125SB-WH	10FT, 15A, 125V, 18/3STR, WHT	18.50

LED LINEAR HIGH BAY, 120-277V, AIRCRAFT SUSPENSION CABLE & SURF. MTG. KIT INCL.



CATALOG NO.	DESCRIPTION	PKG. QTY.	WHILE SUPPLIES LAST	ORIGINAL PRICE	ALL DIST. OR ANY QUANTITY
LLHB2-100W-50K-D	100W 14100LM 5000K	1		151.67	68.90
LLHB2-100W-40K-D	100W 14000LM 4000K	1		151.67	68.90
LLHB2-150W-50K-D	150W 21700LM 5000K	1		218.83	98.90
LLHB2-150W-40K-D	150W 21600LM 4000K	1		218.83	98.90

FOR FACTORY-INSTALLED EM & SANSOR OPTIONS SEE LLHB-480V OPTIONS

LED LINEAR HIGH BAY, 120-277V, 2FT MINI 100W



CATALOG NO.	DESCRIPTION	PKG. QTY.	WHILE SUPPLIES LAST	ORIGINAL PRICE	ALL DIST. OR ANY QUANTITY
LLHB3-2FT-100W-50K-D	100W 14500LM 5000K 24"(L) x 6-7/8"(W) x 2-6/8"(H)	1		109.93	67.90
LLHB3-2FT-100W-40K-D	100W 14500LM 4000K 24"(L) x 6-7/8"(W) x 2-6/8"(H)	1		109.93	67.90

FOR FACTORY-INSTALLED OPTIONS SEE LLHB-480V OPTIONS

4TH GENERATION OF LINEAR HIGH BAYS

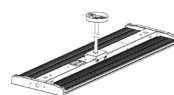


CATALOG NO.	DESCRIPTION	PKG. QTY.	NON STOCKING DIST. OR ANY QUANTITY	STOCKING DIST. OR \$2500 MIN.	WIP OR \$5000 MIN.
LLHB4-50W-40K-D	50W 7750LM 4000K 1FT. X 13.75	1	79.98	71.94	64.90
LLHB4-50W-50K-D	50W 7750LM 5000K 1FT. X 13.75	1	79.98	71.94	64.90
LLHB4-100W-40K-D	100W 15500LM 4000K 2FT. X 13.77	1	83.98	75.94	69.90
LLHB4-100W-50K-D	100W 15500LM 5000K 2FT. X 13.77	1	83.98	75.94	69.90
LLHB4-150W-40K-D	150W 23250LM 4000K 2FT. X 17.75	1	125.98	113.94	98.90
LLHB4-150W-50K-D	150W 23250LM 5000K 2FT. X 17.75	1	125.98	113.94	98.90
LLHB4-300W-40K-D	300W 46500LM 4000K 4FT. X 17.75	1	259.98	235.94	213.90
LLHB4-300W-50K-D	300W 46500LM 5000K 4FT. X 17.75	1	259.98	235.94	213.90
LLHB4-410W-50K-D	410W 53300LM 5000K	1	299.98	271.94	246.90
LLHB4-500W-50K-D	500W 62500LM 5000K	1	410.98	372.94	338.90
LLHB4-100W-WG	Wire Guard for 100W	-	17.98	14.94	14.90
LLHB4-150W-WG	Wire Guard for 150W	-	21.98	18.94	18.90
LLHB4-RODKIT	Rod kit 3-1/4" Dia X 40" H and 1/2" Thread	-	13.80	-	-

Per industry standards, Lumens are reported without frosted lens (Removable).



LLHB4-100W-WG
LLHB4-150W-WG



LLHB4-RODKIT



OPT-LLHB4-SMK

4TH GENERATION OF LINEAR HIGH BAYS, 480V 7 DAYS LEAD TIME



CATALOG NO.	DESCRIPTION	PKG. QTY.	NON STOCKING DIST. OR ANY QUANTITY	STOCKING DIST. OR \$2500 MIN.	W/P OR \$5000 MIN.
LLHB4-50W-40K-D-480V	50W 7750LM 4000K 1FT. X 13.75	1	182.98	165.94	150.90
LLHB4-50W-50K-D-480V	50W 7750LM 5000K 1FT. X 13.75	1	182.98	165.94	150.90
LLHB4-100W-40K-D-480V	100W 15500LM 4000K 2FT. X 13.77	1	189.98	171.94	155.90
LLHB4-100W-50K-D-480V	100W 15500LM 5000K 2FT. X 13.77	1	189.98	171.94	155.90
LLHB4-150W-40K-D-480V	150W 23250LM 4000K 2FT. X 17.75	1	224.98	203.94	184.90
LLHB4-150W-50K-D-480V	150W 23250LM 5000K 2FT. X 17.75	1	224.98	203.94	184.90
LLHB4-300W-40K-D-480V	300W 46500LM 4000K 4FT. X 17.75	1	439.98	399.94	362.90
LLHB4-300W-50K-D-480V	300W 46500LM 5000K 4FT. X 17.75	1	439.98	399.94	362.90
LLHB4-410W-50K-D-480V	410W 53300LM 5000K	1	482.98	438.94	398.90
LLHB4-500W-50K-D-480V	500W 62500LM 5000K	1	593.98	539.94	490.90
LLHB4-100W-WG	Wire Guard for 100W	-	17.98	14.94	14.90
LLHB4-150W-WG	Wire Guard for 150W	-	21.98	18.94	18.90
LLHB4-RODKIT	Rod kit 3-1/4" Dia X 40" H and 1/2" Thread	-	13.80	-	-

FOR FACTORY-INSTALLED OPTIONS SEE LLHB4-480V BELOW

480V



WATTS	EM OPTION	DESCRIPTION	PRICE	SURF. OPTION	DESCRIPTION	PRICE	PAINT PRICE	SENSOR	DESCRIPTION	PRICE
50W, 100W, 150W	OPT-EM-HB4EXT	EXTERNAL	156.00	OPT-LLHB4-SMK	SURFACE MOUNTING OPTION	17.00	N/A N/A	OPT-SEN-LLHB4	MICROWAVE BI-LEVEL SENSOR	51.00
200W, 300W, 410W, 500W	OPT-EM-HB4INT	INTERNAL	156.00	FLEX WHIP	DESCRIPTION	PRICE		PLUG IN CORD	DESCRIPTION	PRICE
				OPT-FWH-63	6FT 3-Wire Whip	22.50		OPT-HBC-125TL-WH	8FT, 15A, 125V, WHITE	20.50
				OPT-FWH-65	6FT 5-Wire Whip	27.00		OPT-HBC-277TL-WH	8FT, 15A, 277V, WHITE	20.50
				OPT-FWH-66	6FT 6-Wire Whip	29.00		OPT-HBC-125SB-WH	10FT, 15A, 125V, 18/3STR, WHT	18.50

LED LINEAR HIGH BAY ACCESSORIES

CATALOG NO.	DESCRIPTION	ALL DIST. OR ANY QUANTITY	W/P OR \$5000 MIN.
MS0-IP66-I	Multi-Level Programmable Ultrasonic Motion Sensor Internal Mount	99.11	-
WEC-3RC	Remote Control for Programming MS0-IP66-I Motion Sensor (2 X AAA Batteries not Included)	31.68	-
SK618	Multi-Level Programmable PIR Motion Sensor	67.48	-
SK618-RC	Remote Control for Programming SK618 Motion Sensor (2 X AAA Batteries not Included)	40.98	-
WEC-2P-58	Standard Motion Sensor with Manual Settings, 120/277V 800/1300W max	30.89	25.74
WEC-3MR-4-WH	Outdoor Multi-Level Microwave motion Sensor with 1/2" thread	40.79	33.99
WEC-8RC	Remote control for WEC-3MR-4-WH Motion Sensor	9.50	-
LLHB-SE	Sensor Extender kit	6.60	6.34
ELB-2048-EXTR	Field-installed emergency driver, Input voltage: 100-277AC, Output voltage: 12V-48VDC, Output power: 20W (Max), Emergency operation: ≥90 mins., Recharge: 24 Hrs.	130.68	108.90
CH-1212	Steel jack chain, 100ft., 12GA, (Meets weight requirements for Linear High Bays)	20.98	14.94
CH-1010	Steel jack chain, 100ft., 10GA	24.98	17.94
FH-S	Steel fixture hangers, Side mount 10GA,	1.13	1.08
FH-E	Steel fixture hangers, End mount 10GA,	1.13	1.08
LH-SCREW	Steel flat hanger screw with single hole, 1/4" x 3"	1.13	1.08
HB-HOOK	High Bay 2-1/2" heavy-duty Zinc Alloy hook with 1/2" steel locknut, set screw, cable bushing	5.06	-
SPS-75	4" SQ. Swivel-type cover & 3/4" hub with 1/2" reducer	18.63	-

*LED LINEAR VAPOR LIGHT(100-150W) CLEAR PC LENS, SS CLAMPS *SHOWN WITH CLEAR LENS (INCLUDED)

CATALOG NO.	DESCRIPTION	PKG. QTY.	NON STOCKING DIST. OR ANY QUANTITY	STOCKING DIST. OR \$2500 MIN.	W/P OR \$5000 MIN.
LLVT-4FT-100W-40K-D	100W 13500LM 4000K 52" X 14.5"	1	240.98	218.94	198.90
LLVT-4FT-100W-50K-D	100W 13500LM 5000K 52" X 14.5"	1	240.98	218.94	198.90
NEW LLVT-4FT-100W-MCT-D	100W 12000LM 35K/40K/50K 52" X 14.5"	1	240.98	218.94	198.90
LLVT-4FT-150W-40K-D	150W 20250LM 4000K 52" X 14.5"	1	287.98	261.94	237.90
LLVT-4FT-150W-50K-D	150W 20250LM 5000K 52" X 14.5"	1	287.98	261.94	237.90
LLVT-4FT-RL2T	OPTIONAL REPLACEMENT FROSTED LENS FOR LLVT	-	49.98	-	-

4Ft



NEW

14-1/2" WIDE

POLYCARBONATE IP65



LED LINEAR VAPOR LIGHT, 480V 7 DAYS LEAD TIME



480V

CATALOG NO.	DESCRIPTION	PKG. QTY.	NON STOCKING DIST. OR ANY QUANTITY	STOCKING DIST. OR \$2500 MIN.	W/P OR \$5000 MIN.
6-1/4" WIDE POLYCARBONATE LED LINEAR VAPOR LIGHT, 480V					
LLVT-4FT-40W-MCT-D-480V	40W 5000LM 35K/40K/50K	6	211.48	200.44	190.40
LLVT-4FT-75W-MCT-D-480V	75W 9375LM 35K/40K/50K	6	249.48	235.44	214.40
14-1/2" WIDE POLYCARBONATE LED LINEAR VAPOR LIGHT, 480V					
LLVT-4FT-100W-MCT-D-480V	100W 13500LM 35K/40K/50K	1	339.48	317.44	297.40
LLVT-4FT-150W-50K-D-480V	150W 20250LM 5000K	1	386.48	360.44	336.40
LLVT-4FT-150W-40K-D-480V	150W 20250LM 4000K	1	386.48	360.44	336.40
3" WIDE LED LINEAR VAPOR LIGHT, 480V					
LLVT-8FT-65W-50K-D-480V	65W 8450LM 5000K	1	323.48	293.44	268.40
LLVT-8FT-65W-40K-D-480V	65W 8450LM 4000K	1	323.48	293.44	268.40
LLVT-8FT-100W-50K-D-480V	100W 13000LM 5000K	1	363.48	328.44	298.40
LLVT-8FT-100W-40K-D-480V	100W 13000LM 4000K	1	363.48	328.44	298.40

FOR FACTORY-INSTALLED OPTIONS SEE LLVT OPTIONS

LED TRADITIONAL LINEAR VAPOR LIGHT, 120~277V OPAL PC LENS, SS CLAMPS



CATALOG NO.	DESCRIPTION	PKG. QTY.	NON STOCKING DIST. OR ANY QUANTITY	STOCKING DIST. OR \$2500 MIN.	W/P OR \$5000 MIN.
2Ft					
LLVT-2FT-25W-40K-D	25W 3125LM 4000K	6	39.90	-	-
LLVT-2FT-25W-50K-D	25W 3125LM 5000K	6	39.90	-	-
LLVT-2FT-25W-MCT-D	25W 3125LM 3500K/4000K/5000K	6	67.98	60.94	54.90
LLVT-2FT-RL	2FT REPLACEMENT LENS	-	26.98	-	-
4Ft					
LLVT2-4FT-36W-35K-D	36W 4680LM 3500K	6	45.90	-	-
LLVT2-4FT-36W-MCT-D	36W 4680LM 3500K/4000K/5000K	6	64.98	58.94	52.90
LLVT2-4FT-40W-40K-D	40W 4800LM 4000K	6	48.90	-	-
LLVT2-4FT-46W-MCT-D	46W 6100LM 3500K/4000K/5000K	6	87.98	79.94	71.90
LLVT2-4FT-65W-MCT-D	65W 8450LM 3500K/4000K/5000K	6	101.98	91.94	82.90
4Ft					
LLVT-4FT-40W-40K-D	40W 5000LM 4000K	6	63.90	-	-
LLVT-4FT-40W-50K-D	40W 5000LM 5000K	6	63.90	-	-
LLVT-4FT-40W-MCT-D	40W 5000LM 3500K/4000K/5000K	6	112.98	101.94	91.90
LLVT-4FT-75W-40K-D	75W 9375LM 4000K	6	99.90	-	-
LLVT-4FT-75W-50K-D	75W 9375LM 5000K	6	99.90	-	-
LLVT-4FT-75W-MCT-D	75W 9375LM 3500K/4000K/5000K	6	150.98	136.94	115.90
LLVT-4FT-RL	4FT REPLACEMENT LENS	-	39.98	-	-
8Ft					
LLVT-8FT-65W-40K-D	65W 8450LM 4000K	1	224.98	194.94	169.90
LLVT-8FT-65W-50K-D	65W 8450LM 5000K	1	224.98	194.94	169.90
LLVT-8FT-100W-40K-D	100W 13000LM 4000K	1	264.98	229.94	199.90
LLVT-8FT-100W-50K-D	100W 13000LM 5000K	1	264.98	229.94	199.90

FACTORY-INSTALLED OPTIONS, ENTER DESIRED OPTION CODE(S) AS LINE ITEMS ON YOUR PURCHASE ORDER UNDER THE PRODUCT CATALOG NUMBER

WATTS	EM OPTION	DESCRIPTION	PRICE	PLUG IN CORD	DESCRIPTION	PRICE	PAINT	PRICE	SENSOR	DESCRIPTION	PRICE
25W, 40W	OPT-EM-FMIINT	INTERNAL	67.00	OPT-HBC-125TL-WH	8FT, 15A, 125V, WHITE	20.50	N/A	N/A	OPT-SEN-2MDR-36	PROGRAMMABLE MICROWAVE BI-LEVEL	63.00
68W, 75W, 100W, 150W	OPT-EM-CM2INT	INTERNAL	138.00	OPT-HBC-277TL-WH	8FT, 15A, 277V, WHITE	20.50	N/A	N/A	WEC-3RC	OPTIONAL RC	31.68
				OPT-HBC-125SB-WH	10FT, 15A, 125V, 18/3STR, WHT	18.50					

LED HIGH POWER LAMPS



CATALOG NO.	DESCRIPTION	PKG. QTY.	NON STOCKING DIST. OR ANY QUANTITY	STOCKING DIST. OR \$2500 MIN.	W/P OR \$5000 MIN.
HPL-16W-30K-E26	16W 2000LM 3000K E26 Medium Base	20	7.98	6.94	5.90
HPL-16W-50K-E26	16W 2000LM 5000K E26 Medium Base	20	7.98	6.94	5.90
HPL-24W-30K-E26	24W 3000LM 3000K E26 Medium Base	20	12.98	10.94	9.90
HPL-24W-50K-E26	24W 3000LM 5000K E26 Medium Base	20	12.98	10.94	9.90
HPL-32W-30K-E26	32W 4000LM 3000K E26 Medium Base	20	12.98	10.94	10.90
HPL-32W-50K-E26	32W 4000LM 5000K E26 Medium Base	20	12.98	10.94	10.90
HPL-40W-30K-E26	40W 5000LM 3000K E26 Medium Base	12	16.98	13.94	11.90
HPL-40W-50K-E26	40W 5000LM 5000K E26 Medium Base	12	16.98	13.94	11.90
HPL-HB-60W-50K-E39	60W 6480LM 5000K E39 Mogul Base	4	53.98	46.94	41.90
HPL-HB-75W-50K-E39	75W 8100LM 5000K E39 Mogul Base	4	59.98	53.94	48.90
HPL-HB-120W-50K-E39	120W 13000LM 5000K E39 Mogul Base	4	80.98	72.94	65.90
HPL-HB-140W-50K-E39	140W 15120LM 5000K E39 Mogul Base	4	92.98	83.94	75.90
HPL-HB-R1	Optional PC Reflector for HPL-HB-60W	12	9.98	8.94	7.90
HPL-HB-R2	Optional PC Reflector for HPL-HB-75W	8	10.98	9.94	8.90
HPL-HB-R3	Optional PC Reflector for HPL-HB-120W & HPL-HB-140W	8	13.98	11.94	10.90

NEW LOWER PRICES

HIGH-LUMEN LED CORN LAMP WITH UP LIGHT,100-277V AC



CATALOG NO.	DESCRIPTION	REPLACEMENT RANGE	PKG. QTY.	NON STOCKING DIST. OR ANY QUANTITY	STOCKING DIST. OR \$2500 MIN.	W/P OR \$5000 MIN.
CL-EHL-12W-30K-E26	12W 1500LM 3000K E26 H: 4.90" X D: 2.36"	30-50MH	24	15.98	13.94	11.90
CL-EHL-12W-50K-E26	12W 1860LM 5000K E26 H: 4.90" X D: 2.36"	30-50MH	24	15.98	13.94	11.90
CL-EHL-18W-30K-E26	18W 2250LM 3000K E26 H: 5.70" X D: 2.36"	50-60MH	24	17.98	15.94	13.90
CL-EHL-18W-50K-E26	18W 2610LM 5000K E26 H: 5.70" X D: 2.36"	50-60MH	24	17.98	15.94	13.90
CL-EHL-27W-30K-E26	27W 3375LM 3000K E26 H: 6.69" X D: 2.36"	50-70MH	24	18.98	16.94	14.90
CL-EHL-27W-50K-E26	27W 4185LM 5000K E26 H: 6.69" X D: 2.36"	50-70MH	24	18.98	16.94	14.90
CL-EHL-36W-30K-E26	36W 4500LM 3000K E26 H: 7.55" X D: 3.34"	50-100MH	12	27.98	24.94	21.90
CL-EHL-36W-50K-E26	36W 5580LM 5000K E26 H: 7.55" X D: 3.34"	50-100MH	12	27.98	24.94	21.90
CL-EHL-36W-30K-E39	36W 4500LM 3000K E39 H: 8.30" X D: 3.34"	50-100MH	12	28.98	25.94	22.90
CL-EHL-36W-50K-E39	36W 5580LM 5000K E39 H: 8.30" X D: 3.34"	50-100MH	12	28.98	25.94	22.90
CL-EHL-45W-30K-E39	45W 5625LM 3000K E39 H: 9.84" X D: 3.34"	70-100MH	12	29.98	26.94	23.90
CL-EHL-45W-50K-E39	45W 6975LM 5000K E39 H: 9.84" X D: 3.34"	70-100MH	12	29.98	26.94	23.90
CL-EHL-54W-30K-E39	54W 6750LM 3000K E39 H: 9.84" X D: 3.34"	70-125MH	12	31.98	28.94	25.90
CL-EHL-54W-50K-E39	54W 8370LM 5000K E39 H: 9.84" X D: 3.34"	70-125MH	12	31.98	28.94	25.90
CL-EHL-75W-30K-E39	75W 9375LM 3000K E39 H: 9.84" X D: 5.11"	70-125MH	6	52.98	47.94	42.90
CL-EHL-75W-50K-E39	75W 11625LM 5000K E39 H: 9.84" X D: 5.11"	70-125MH	6	52.98	47.94	42.90
CL-EHL-100W-30K-E39	100W 12500LM 3000K E39 H: 10.31" X D: 5.11"	70-175MH	6	63.98	57.94	51.90
CL-EHL-100W-50K-E39	100W 15500LM 5000K E39 H: 10.31" X D: 5.11"	70-175MH	6	63.98	57.94	51.90
CL-EHL-120W-30K-E39	120W 15600LM 3000K E39 H: 11.14" X D: 5.11"	200-400MH	6	70.98	63.94	57.90
CL-EHL-120W-50K-E39	120W 17400LM 5000K E39 H: 11.14" X D: 5.11"	200-400MH	6	70.98	63.94	57.90

HIGH-LUMEN LED CORN LAMP WITH UP LIGHT,100-277V AC



CATALOG NO.	DESCRIPTION	REPLACEMENT RANGE	PKG. QTY.	ORIGINAL PRICE	ALL DIST. OR ANY QUANTITY
CL-HL-14W-50K-E26	14W 1820LM 5000K E26 H: 6.10" X D: 2.76"	30-50MH	24	15.98	10.90
CL-HL-27W-30K-E26	27W 3510LM 3000K E26 H: 7.13" X D: 3.74"	50-70MH	12	18.98	13.90
CL-HL-36W-30K-E26	36W 4680LM 3000K E26 H: 8.11" X D: 3.74"	50-100MH	12	27.98	20.90
CL-HL-36W-30K-E39	36W 4680LM 3000K E39 H: 8.11" X D: 3.74"	50-100MH	12	28.98	21.90
CL-HL-45W-30K-E39	45W 5850LM 3000K E39 H: 10.20" X D: 3.74"	70-100MH	12	28.98	22.90
CL-HL-54W-30K-E39	54W 7020LM 3000K E39 H: 10.20" X D: 3.74"	70-125MH	12	31.98	23.90
CL-HL-75W-30K-E39	75W 9750LM 3000K E39 H: 12.17" X D: 3.74"	70-125MH	12	52.98	38.90
CL-HL-100W-30K-E39	100W 13000LM 3000K E39 H: 9.88" X D: 5.75"	70-175MH	6	63.98	47.90
CL-HL-125W-50K-E39	125W 16250LM 5000K E39 H: 10.67" X D: 5.75"	200-400MH	6	70.98	53.90
E26-ENLARGER	ENLARGES E26 (MED.), BASE TO BE USED IN E39 (MOGUL) SOCKET		6	2.20	2.20
E39-REDUCER	REDUCES E39 (MOGUL), BASE TO BE USED IN E26 (MED.) SOCKET		6	3.35	3.35

NEW LOWER PRICES

HIGH-LUMEN LED CORN LAMP WITH UP LIGHT ,100-277V AC



CATALOG NO.	DESCRIPTION	REPLACEMENT RANGE	PKG. QTY.	NON STOCKING DIST. OR ANY QUANTITY	STOCKING DIST. OR \$2500 MIN.	W/P OR \$5000 MIN.
CL-HL-200W-50K-E39	200W 28000LM 5000K E39 H: 14.25" X D: 5.75"	600MH	6	252.87	219.89	199.90
CL-HL-240W-50K-E39	240W 34800LM 5000K E39 H: 13.15" X D: 5.50"	800W HID	6	262.87	229.89	209.90
CL-HL-300W-50K-E39	300W 43500LM 5000K E39 H: 13.15" X D: 5.50"	800W HID	6	259.98	234.94	224.90
CL-HL-200W-50K-E39-EXTR	200W 28000LM 5000K E39 H: 14.25" X D: 5.75"	600MH	4	159.87	-	-
CL-HL-200W-50K-E39-480V	200W 28000LM 5000K E39 H: 14.25" X D: 5.75"	600MH	4	312.56	300.94	-
E26-ENLARGER	ENLARGES E26 (MED.), BASE TO BE USED IN E39 (MOGUL) SOCKET		6	2.20	2.15	-
E39-REDUCER	REDUCES E39 (MOGUL), BASE TO BE USED IN E26 (MED.) SOCKET		6	3.35	3.30	-

NOTE: FOR 125W OR BELOW: IF USED IN ENCLOSED FIXTURE, CHECK SPEC SHEET FOR MINIMUM SPACE REQUIRED
 FOR 200W OR ABOVE: DO NOT USE THE LAMPS BELOW IN ENCLOSED FIXTURES
 THE DIMENSION OF THE EXTERNAL DRIVER FOR 200-EXTER & 480V LAMPS IS 9.5"X2.5"X1.5"

POWER & CCT ADJUSTABLE HIGH-LUMEN LED CORN LAMP, 100-277V AC



NEW

CATALOG NO.	DESCRIPTION	PKG. QTY.	NON STOCKING DIST. OR ANY QUANTITY	STOCKING DIST. OR \$2500 MIN.	W/P OR \$5000 MIN.
CL-EHL-12-27W-MCTP-E26	27MAX 150LM/W 30K/40K/50K E26 H: 6.69" X D: 2.36"	24	32.98	28.94	25.90
CL-EHL-36-54W-MCTP-E39	54MAX 150LM/W 30K/40K/50K E39 H: 9.84" X D: 3.34"	12	53.98	46.94	41.90
CL-EHL-80-120W-MCTP-E39	120MAX 150LM/W 30K/40K/50K E39 H: 11.14" X D: 5.11"	6	111.98	98.94	89.90

LED 180 DEGREE FLAT HID RETROFIT LAMP



CATALOG NO.	DESCRIPTION	REPLACEMENT RANGE	PKG. QTY.	NON STOCKING DIST. OR ANY QUANTITY	STOCKING DIST. OR \$2500 MIN.	W/P OR \$5000 MIN.
CL-FLT-54W-50K-E39	54W 5940LM 5000K 9.6"(L) x 4.5"(W) x 3.2"(H)	70-150 MH	8	64.98	59.94	49.90
CL-FLT-75W-50K-E39	75W 9000LM 5000K 11.7"(L) x 5.5"(W) x 3.4"(H)	150-320 MH	8	99.98	94.94	84.90
CL-FLT-115W-50K-E39	115W 13570LM 5000K 11.7"(L) x 5.5"(W) x 3.4"(H)	320-400 MH	8	117.98	109.94	99.90

LED CORN LAMP, DIRECTIONAL BEAM SUITABLE FOR HIGH BAY LIGHTS



CATALOG NO.	DESCRIPTION	REPLACEMENT RANGE	PKG. QTY.	ORIGINAL PRICE	ALL DIST. OR ANY QUANTITY
CL-HL-125W-50K-E39-NRW	125W 16250LM 5000K E39 H: 10" X D: 5.75"	200-400MH	6	148.98	89.90

NEW LOWER PRICES

LED POST-TOP CORN LAMP, 120-277V, REVERSIBLE MOGUL BASE, E39 BASE



CATALOG NO.	DESCRIPTION	REPLACEMENT RANGE	PKG. QTY.	NON STOCKING DIST. OR ANY QUANTITY	STOCKING DIST. OR \$2500 MIN.	W/P OR \$5000 MIN.
CL-PT2-40W-50K-E39	40W 5200LM 5000K E39 H: 6.93" X D: 5.12"	70-125MH	6	67.98	58.94	56.90
CL-PT2-40W-30K-E39	40W 5200LM 3000K E39 H: 6.93" X D: 5.12"	70-125MH	6	67.98	58.94	56.90



Reversible Mogul Base
(Reversed Base is not DLC Listed)

LED CONSTRUCTION / TEMPORARY LIGHT WITH SOCKET FOR LINKING MULTIPLE UNITS



CATALOG NO.	DESCRIPTION	EQUIVALENCY	PKG. QTY.	NON STOCKING DIST. OR ANY QUANTITY	STOCKING DIST. OR \$2500 MIN.	W/P OR \$5000 MIN.
CL-CONST-75W-50K	75W 12500LM 5000K 5X15W Lamp-string, 10FT. SPACING BETWEEN EACH LAMP, 50FT. TOTAL LENGTH			167.98	145.94	131.90
CL-CONST-40W-50K	40W 4800LM 5000K 6FT CORD WITH 15A 3 PRONG STRAIGHT BLADE PLUG	400 MH	1	90.98	81.94	73.90
CL-CONST-100W-50K	100W 12000LM 5000K 6FT CORD WITH 15A 3 PRONG STRAIGHT BLADE PLUG	400 MH	1	125.98	113.94	102.90



LED UNIVERSAL VAPOR LIGHTS, (ALL MOUNTING OPTIONS IN ONE BOX) 120-277V, IP65 NEMA 3R



CATALOG NO.	DESCRIPTION	PKG. QTY.	NON STOCKING DIST. OR ANY QUANTITY	STOCKING DIST. OR \$2500 MIN.	W/P OR \$5000 MIN.
VTU-12W-30K	12W 840LM 3000K	2	67.98	60.94	54.90
VTU-12W-50K	12W 900LM 5000K	2	67.98	60.94	54.90
VTU-20W-30K	20W 1685LM 3000K	2	69.98	62.94	56.90
VTU-20W-50K	20W 1785LM 5000K	2	69.98	62.94	56.90



FACTORY-INSTALLED OPTIONS, ENTER DESIRED OPTION CODE(S) AS LINE ITEMS ON YOUR PURCHASE ORDER UNDER THE PRODUCT CATALOG NUMBER

WATTS	EM OPTION	DESCRIPTION	PRICE	PHOTOCELL	DESCRIPTION	PRICE	PAINT	PRICE	SENSOR	DESCRIPTION	PRICE
ALL	OPT-EM-VTU	EXTERNAL BOX	189.00	OPT-PC-B	BUTTON	34.00	OPT-CLR-85(BK/GR/SR/WH)	85.00	OPT-SEN-3MRLV-5	PROGRAMMABLE MICROWAVE BI-LEVEL	90.00
									WEC-8RC	REMOTE CONTROL	9.50

VAPOR LIGHTS, 120-277V, IP65 NEMA 3R



CATALOG NO.	DESCRIPTION	WHILE SUPPLIES LAST	ORIGINAL PRICE	ALL DIST. OR ANY QUANTITY
VT-CM-12W-50K	12W 861LM 5000K CEILING MOUNTED COB		73.98	45.90



NEW LOWER PRICES



COMMERCIAL

LED BACKLIT PANEL LIGHT, 100-277VAC **MUST BY IN QTY OF FOUR**

MCTP: MULTI COLOR TEMPERATURE & MULTI POWER









	CATALOG NO.	DESCRIPTION	PKG. QTY.	NON STOCKING DIST. OR ANY QUANTITY	STOCKING DIST. OR \$2500 MIN.	W/P OR \$5000 MIN.
2X2	LPNG-2X2-4KLM-50K-D	40W 4400LM 5000K	4	35.98	31.94	28.90
	LPNG-2X2-4KLM-40K-D	40W 4400LM 4000K	4	35.98	31.94	28.90
	LPNG-2X2-4KLM-35K-D	40W 4200LM 3500K	4	35.98	31.94	28.90
	LPNG-2X2-4KLM-27K-D	40W 3800LM 2700K	4	35.98	31.94	28.90
	LPNG-2X2-MCTP MCTP	20/30/40W 3500K/4000K/5000K	4	40.98	36.94	32.90
2X4	LPNG-2X4-4KLM-50K-D	40W 4200LM 5000K	4	57.98	51.94	46.90
	LPNG-2X4-4KLM-40K-D	40W 4200LM 4000K	4	57.98	51.94	46.90
	LPNG-2X4-4KLM-35K-D	40W 4200LM 3500K	4	57.98	51.94	46.90
	LPNG-2X4-5KLM-50K-D	50W 5250LM 5000K	4	59.98	53.94	48.90
2X4	LPNG-2X4-5KLM-40K-D	50W 5200LM 4000K	4	59.98	53.94	48.90
	LPNG-2X4-5KLM-35K-D	50W 5140LM 3500K	4	59.98	53.94	48.90
	LPNG-2X4-5KLM-27K-D	50W 4800LM 2700K	4	59.98	53.94	48.90
	LPNG-2X4-MCTP MCTP	30/40/50W 3500K/4000K/5000K	4	67.98	60.94	54.90
2X4	LPNG-2X4-6KLM-50K-D	60W 6600LM 5000K	4	65.98	59.94	53.90
	LPNG-2X4-6KLM-40K-D	60W 6600LM 4000K	4	65.98	59.94	53.90
	LPNG-2X4-6KLM-35K-D	60W 6300LM 3500K	4	65.98	59.94	53.90
	LPNG-2X4-6KLM-27K-D	60W 5700LM 2700K	4	65.98	59.94	53.90
2X4	LPNG-2X4-7KLM-50K-D	60W 7920LM 5000K	4	84.98	75.94	65.90
	LPNG-2X4-7KLM-40K-D	60W 7920LM 4000K	4	84.98	75.94	65.90
	LPNG-2X4-7KLM-35K-D	60W 7560LM 3500K	4	84.98	75.94	65.90
	LPNG-2X4-7KLM-27K-D	60W 6500LM 2700K	4	84.98	75.94	65.90
1X4	LPNG-1X4-4KLM-50K-D	40W 4400LM 5000K	4	44.98	38.94	32.90
	LPNG-1X4-4KLM-40K-D	40W 4400LM 4000K	4	44.98	38.94	32.90
	LPNG-1X4-4KLM-35K-D	40W 4200LM 3500K	4	44.98	38.94	32.90
	LPNG-1X4-4KLM-27K-D	40W 3800LM 2700K	4	44.98	38.94	32.90
	LPNG-1X4-MCTP MCTP	20/30/40W 3500K/4000K/5000K	4	48.98	43.94	39.90




FACTORY-INSTALLED OPTIONS, ENTER DESIRED OPTION CODE(S) AS LINE ITEMS ON YOUR PURCHASE ORDER UNDER THE PRODUCT CATALOG NUMBER

WATTS	EM OPTION	DESCRIPTION	PRICE	FLEX W/HP	DESCRIPTION	PRICE	PAINT	PRICE	SENSOR	DESCRIPTION	PRICE
ALL MODELS	OPT-EM-LP	EXTERNAL	119.00	OPT-FWH-63	6FT 3-Wire Whip	22.50	OPT-CLR-LPNG	50.00	N/A	N/A	N/A
				OPT-FWH-65	6FT 5-Wire Whip	27.00					
				OPT-FWH-66	6FT 6-Wire Whip	29.00					



ACCESSORIES FOR PANEL LIGHTS

CATALOG NO.	DESCRIPTION	ALL DIST. OR ANY QUANTITY	W/P OR \$5000 MIN.
 LPNG-SRFC-2X2	Surface mounting kit for 2X2 panel	27.98	25.94
LPNG-SRFC-2X4	Surface mounting kit for 2X4 panel	38.98	36.94
LPNG-SRFC-1X4	Surface mounting kit for 1X4 panel	35.98	33.94
 LTRE-2X2-SMK	Designer Surface mounting kit for 2X2 panel	30.98	28.94
LTRE-2X4-SMK	Designer Surface mounting kit for 2X4 panel	41.98	39.94
LTRE-1X4-SMK	Designer Surface mounting kit for 1X4 panel	39.98	37.94
 SCL-GSY10	Adj. 10FT 1/16" in double suspension kit with Y end and heavy-duty locking hook, loop gripper on top	16.98	-
SCL-GSY20	Adj. 20FT 1/16" in double suspension kit with Y end and heavy-duty locking hook, loop gripper on top	18.98	-
 LP-RMK-1X4-G2	1x4' Recessed Mounting Flange Kit for installation in hard ceilings and surfaces	25.98	24.94
LPNG-RMK-2X2	2x2' Recessed Mounting Flange Kit for installation in hard ceilings and surfaces	29.98	27.94
LPNG-RMK-2X4	2x4' Recessed Mounting Flange Kit for installation in hard ceilings and surfaces	40.98	38.94
 ELB-2048-EXTR	Field-installed emergency ballast: Input voltage: 100-277VAC, 50-60Hz; Input power: 4.8W (max); Output voltage: 12V-48VDC; Output power: 20W (max) Emergency operation: ≥90 mins.; Use w/ up to 60W LED fixtures; 20% lumens required by UL in power failure for FACTORY-INSTALLED OPTION see above.	136.85	114.94
 LPNG-EMMB	Emergency Battery Mounting Bracket for 2x2 & 2x4 Panels-Allows backup unit installation on top of panel(Recommended for EM Installations on 2X2 & 2X4)	12.65	-
LPNG-EMMB-1X4	Emergency Battery Mounting Bracket for 1X4 Panels-Allows backup unit installation on top of panel	13.85	-

T-BAR GRID LIGHTS

CATALOG NO.	DESCRIPTION	PKG. QTY.	NON STOCKING DIST. OR ANY QUANTITY	STOCKING DIST. OR \$2500 MIN.	W/P OR \$5000 MIN.
 TGL-2X2-MCTP	27W/35W/40W 4000LM 3500K/4000K/5000K	10	57.98	51.94	46.90
TGL-2X4-MCTP	35W/45W/54W 5250LM 3500K/4000K/5000K	10	85.98	77.94	70.90
ELB-TBAR1	T-BAR BRACKET FOR MOUNTING THE REMOTE DRIVER	-	8.94	-	-

T-BAR GRID LIGHTS

CATALOG NO.	DESCRIPTION	PKG. QTY.	ORIGINAL PRICE	ALL DIST. OR ANY QUANTITY
 TGL-2X2-30K	40W 4000LM 3000K	10	45.98	36.90
TGL-2X2-40K	40W 4000LM 4000K	10	45.98	36.90
 TGL-2X4-30K	60W 6000LM 3000K	10	78.98	57.90
TGL-2X4-40K	60W 6000LM 4000K	10	78.98	57.90
ELB-TBAR1	T-BAR BRACKET FOR MOUNTING THE REMOTE DRIVER	-	8.98	8.94

2X2
2X4


NEW LOWER PRICES





FACTORY-INSTALLED OPTIONS, ENTER DESIRED OPTION CODE(S) AS LINE ITEMS ON YOUR PURCHASE ORDER UNDER THE PRODUCT CATALOG NUMBER

WATTS	OPT-EM-TGL	EXTERNAL	125.00	FLEX WHIP	DESCRIPTION	PRICE	PAINT	PRICE	SENSOR	DESCRIPTION	PRICE
ALL MODELS				OPT-FWH-63	6FT 3-Wire Whip	22.50	N/A	N/A	N/A	N/A	N/A
				OPT-FWH-65	6FT 5-Wire Whip	27.00					
				OPT-FWH-66	6FT 6-Wire Whip	29.00					

LED PANEL LIGHTS WITH EMERGENCY BATTERY BACKUP

CATALOG NO.	DESCRIPTION	PKG. QTY.	ORIGINAL PRICE	ALL DIST. OR ANY QUANTITY
 LP-2X2-40W-50K-DS-EM	40W 4400LM 5000K	2	84.89	79.90
LP-2X4-60W-40K-DS-EM	60W 6600LM 4000K	2	88.89	80.90
LP-1X4-40W-50K-DS-EM	40W 4400LM 5000K	2	88.89	80.90
LP-1X4-40W-40K-DS-EM	40W 4400LM 4000K	2	88.89	80.90

LED PANEL LIGHTS (2X2 & 2X4)- MULTI WATTAGE, 110LM/W

CATALOG NO.	DESCRIPTION	PKG. QTY.	ORIGINAL PRICE	ALL DIST. OR ANY QUANTITY
 LP-2X2-MW-40K-DS	30W,35W,40W,50W 4000K	2	47.9	21.90
LP-2X2-MW-35K-DS	30W,35W,40W,50W 3500K	2	47.9	21.90
 LP-2X4-MW-50K-DS	30W,35W,40W,50W 5000K	2	73.9	39.90
LP-2X4-MW-40K-DS	30W,35W,40W,50W 4000K	2	73.9	39.90
LP-2X4-MW-35K-DS	30W,35W,40W,50W 3500K	2	78.9	39.90

2X2
2X4

NEW LOWER PRICES





FACTORY-INSTALLED OPTIONS, ENTER DESIRED OPTION CODE(S) AS LINE ITEMS ON YOUR PURCHASE ORDER UNDER THE PRODUCT CATALOG NUMBER

WATTS	EM OPTION	DESCRIPTION	PRICE	FLEX WHIP	DESCRIPTION	PRICE	PAINT	PRICE	SENSOR	DESCRIPTION	PRICE
ALL MODELS	OPT-EM-LP	EXTERNAL	119.00	OPT-FWH-63	6FT 3-Wire Whip	22.50	N/A	N/A	N/A	N/A	N/A
				OPT-FWH-65	6FT 5-Wire Whip	27.00					
				OPT-FWH-66	6FT 6-Wire Whip	29.00					

DLC 4.0 PREMIUM HIGH-OUTPUT LED PANELS 125LM/W



2X4 2X2

CATALOG NO.	DESCRIPTION	PKG. QTY.	NON STOCKING DIST. OR ANY QUANTITY	STOCKING DIST. OR \$2500 MIN.	W/P OR \$5000 MIN.
 LP-2X2-40W-50K-D-HL	40W 5280LM 5000K	2	85.98	70.94	51.90
LP-2X2-40W-40K-D-HL	40W 5280LM 4000K	2	85.98	70.94	51.90
 LP-2X4-50W-50K-D-HL	50W 6260LM 5000K	2	103.98	89.94	76.90
LP-2X4-50W-40K-D-HL	50W 6260LM 4000K	2	103.98	89.94	76.90



FACTORY-INSTALLED OPTIONS, ENTER DESIRED OPTION CODE(S) AS LINE ITEMS ON YOUR PURCHASE ORDER UNDER THE PRODUCT CATALOG NUMBER

WATTS	EM OPTION	DESCRIPTION	PRICE	FLEX WHIP	DESCRIPTION	PRICE	PAINT	PRICE	SENSOR	DESCRIPTION	PRICE
ALL MODELS	OPT-EM-LP	EXTERNAL	119.00	OPT-FWH-63	6FT 3-Wire Whip	22.50	N/A	N/A	N/A	N/A	N/A
				OPT-FWH-65	6FT 5-Wire Whip	27.00					
				OPT-FWH-66	6FT 6-Wire Whip	29.00					

COMMERCIAL

INTERNAL-DRIVER LED SURFACE MOUNT PANELS, (1X4 & LARGER CAN BE RECESS MOUNTED)












IX4

IX4

IX4

2X2

2X4

CATALOG NO.	DESCRIPTION	PKG. QTY.	NON STOCKING DIST. OR ANY QUANTITY	STOCKING DIST. OR \$2500 MIN.	W/P OR \$5000 MIN.
 LPS-S4-50K-D	10W 700LM 5000K 4" Square 120VAC	20	19.98	17.94	15.90
LPS-S4-40K-D	10W 700LM 4000K 4" Square 120VAC	20	19.98	17.94	15.90
LPS-S4-30K-D	10W 700LM 3000K 4" Square 120VAC	20	19.98	17.94	15.90
 LPS-S6-50K-D	12W 900LM 5000K 6" Square 120VAC	20	23.98	20.94	18.90
LPS-S6-40K-D	12W 900LM 4000K 6" Square 120VAC	20	23.98	20.94	18.90
LPS-S6-30K-D	12W 900LM 3000K 6" Square 120VAC	20	23.98	20.94	18.90
 LPS-S8-50K-D	16W 1280LM 5000K 8" Square 120VAC	20	35.98	31.94	28.90
LPS-S8-40K-D	16W 1280LM 4000K 8" Square 120VAC	20	35.98	31.94	28.90
LPS-S8-30K-D	16W 1280LM 3000K 8" Square 120VAC	20	35.98	31.94	28.90
 LPS-1X1-50K-D	18W 1700LM 5000K 1' X 1' 120-277VAC	16	48.98	43.94	39.90
LPS-1X1-40K-D	18W 1700LM 4000K 1' X 1' 120-277VAC	16	48.98	43.94	39.90
LPS-1X1-30K-D	18W 1700LM 3000K 1' X 1' 120-277VAC	16	48.98	43.94	39.90
 LPS-1X2-50K-D	25W 2500LM 5000K 1' X 2' 120-277VAC	8	68.18	59.29	53.90
LPS-1X2-40K-D	25W 2500LM 4000K 1' X 2' 120-277VAC	8	68.18	59.29	53.90
LPS-1X2-30K-D	25W 2500LM 3000K 1' X 2' 120-277VAC	8	68.18	59.29	53.90
 LPS-1X4-50K-D	40W 4000LM 5000K 1' X 4' 120-277VAC	1	98.54	85.69	77.90
LPS-1X4-40K-D	40W 4000LM 4000K 1' X 4' 120-277VAC	1	98.54	85.69	77.90
LPS-1X4-30K-D	40W 4000LM 3000K 1' X 4' 120-277VAC	1	98.54	85.69	77.90
 LPS-2X2-50K-D	40W 4400LM 5000K 2' X 2' 120-277VAC	1	91.98	78.94	74.90
LPS-2X2-40K-D	40W 4400LM 4000K 2' X 2' 120-277VAC	1	91.98	78.94	74.90
LPS-2X2-30K-D	40W 4400LM 3000K 2' X 2' 120-277VAC	1	91.98	78.94	74.90
 LPS-2X4-50K-D	50W 5500LM 5000K 2' X 4' 120-277VAC	1	115.98	104.94	94.90
LPS-2X4-40K-D	50W 5500LM 4000K 2' X 4' 120-277VAC	1	115.98	104.94	94.90
LPS-2X4-30K-D	50W 5500LM 3000K 2' X 4' 120-277VAC	1	115.98	104.94	94.90
 LPS-JBOX	Junction Box for 1 X 4, 2 X 2, 2 X 4 LPS T-Bar installation		4.58	-	-







FACTORY-INSTALLED OPTIONS, ENTER DESIRED OPTION CODE(S) AS LINE ITEMS ON YOUR PURCHASE ORDER UNDER THE PRODUCT CATALOG NUMBER

WATTS	FLEX WHIP	DESCRIPTION	PRICE	EM OPTION	DESCRIPTION	PRICE	PAINT	PRICE	SENSOR	DESCRIPTION	PRICE
ALL MODELS	OPT-FWH-63	6FT 3-Wire Whip	22.50	OPT-EM-08120AC	EXTERNAL	80.00	N/A	N/A	N/A	N/A	N/A
	OPT-FWH-65	6FT 5-Wire Whip	27.00								
	OPT-FWH-66	6FT 6-Wire Whip	29.00								

LED SELECTABLE COLOR TEMP. & WATTAGE TROFFERS, AC100-277V



CATALOG NO.	DESCRIPTION	PKG. QTY.	NON STOCKING DIST. OR ANY QUANTITY	STOCKING DIST. OR \$2500 MIN.	WIP OR \$5000 MIN.
 LTRE-2X2-MCTP	26W, 32W, 40W 125LM/W 3500K, 4000K, 5000K	1	54.98	51.94	48.90
 LTRE-2X4-MCTP	32W, 40W, 50W 125LM/W 3500K, 4000K, 5000K	1	83.98	79.94	75.90
 LTRE-1X4-MCTP	26W, 32W, 40W 125LM/W 3500K, 4000K, 5000K	1	80.98	76.94	72.90
 LTRE-2X2-SMK	Surface mounting kit for LTRE-2X2	-	30.98	28.94	26.90
LTRE-2X4-SMK	Surface mounting kit for LTRE-2X4	-	41.98	39.94	37.90
LTRE-1X4-SMK	Surface mounting kit for LTRE-1X4	-	39.98	37.94	35.90



FOR RECESSED MOUNTING FLANGE KIT (LPNG-RMK) SEE PAGE NO. 37
FACTORY-INSTALLED OPTIONS, ENTER DESIRED OPTION CODE(S) AS LINE ITEMS ON YOUR PURCHASE ORDER UNDER THE PRODUCT CATALOG NUMBER

WATTS	EM OPTION	DESCRIPTION	PRICE	FLEX WHIP	DESCRIPTION	PRICE	PAINT	PRICE	SENSOR	DESCRIPTION	PRICE
ALL MODELS	OPT-EM-LTRE	MOUNTED ON TOP	110.00	OPT-FWH-63	6FT 3-Wire Whip	22.50			OPT-SEN-2MDR-36	PROGRAMMABLE MICROWAVE BI-LEVEL	63.00
	RIP LENS OPTION	DESCRIPTION	PRICE	OPT-FWH-65	6FT 5-Wire Whip	27.00	N/A	N/A	WEC-3RC	REMOTE CONTROL	31.68
	OPT-2X2-RL	RIP LENS FOR 2X2	10.00	OPT-FWH-66	6FT 6-Wire Whip	29.00					
	OPT-2X4-RL	RIP LENS FOR 2X4	12.00								

LED SELECTABLE COLOR TEMP. & WATTAGE DUAL LENS TROFFER LIGHTS



CATALOG NO.	DESCRIPTION	PKG. QTY.	NON STOCKING DIST. OR ANY QUANTITY	STOCKING DIST. OR \$2500 MIN.	WIP OR \$5000 MIN.
 LTRD-2X2-MCTP	25W/30W/35W 125LM/W 3500K/4000K/5000K	1	56.98	53.94	50.90
LTRD-2X4-MCTP	30W/40W/50W 125LM/W 3500K/4000K/5000K	1	84.98	80.94	76.90

TO SURFACE MOUNT, SELECT LTRE-SMK KITS FROM THE LTRE SERIES BELOW






FACTORY-INSTALLED OPTIONS, ENTER DESIRED OPTION CODE(S) AS LINE ITEMS ON YOUR PURCHASE ORDER UNDER THE PRODUCT CATALOG NUMBER

WATTS	EM OPTION	DESCRIPTION	PRICE	FLEX WHIP	DESCRIPTION	PRICE	PAINT	PRICE	SENSOR	DESCRIPTION	PRICE
ALL MODELS	OPT-EM-TREXT	MOUNTED ON TOP	138.00	OPT-FWH-63	6FT 3-Wire Whip	22.50			OPT-SEN-2MDR-36	PROGRAMMABLE MICROWAVE BI-LEVEL	63.00
				OPT-FWH-65	6FT 5-Wire Whip	27.00	N/A	N/A	WEC-3RC	REMOTE CONTROL	31.68
				OPT-FWH-66	6FT 6-Wire Whip	29.00					

LED DIRECT-INDIRECT (METAL HOUSING+PC LENS) TROFFERS, AC100-277V, 110LM/W PERFORATED BASKET & SURFACE MOUNTING OPTIONS AVAILABLE



2X2
2X4
2X4 2X2

CATALOG NO.	DESCRIPTION	PKG. QTY.	NON STOCKING DIST. OR ANY QUANTITY	STOCKING DIST. OR \$2500 MIN.	WIP OR \$5000 MIN.
 LTR-2X2-40W-35K-D	40W 4281LM 3500K 24" x 24" x 3-1/8"	1	71.98	67.94	56.90
LTR-2X2-40W-40K-D	40W 4281LM 4000K 24" x 24" x 3-1/8"	1	71.98	67.94	56.90
LTR-2X2-40W-50K-D	40W 4417LM 5000K 24" x 24" x 3-1/8"	1	71.98	67.94	56.90
 LTR-2X4-50W-35K-D	50W 5590LM 3500K 24" x 48" x 3-1/5"	1	111.98	105.94	89.90
LTR-2X4-50W-40K-D	50W 5590LM 4000K 24" x 48" x 3-1/5"	1	111.98	105.94	89.90
LTR-2X4-50W-50K-D	50W 5702LM 5000K 24" x 48" x 3-1/5"	1	111.98	105.94	89.90
 LTR-2X2-40W-35K-D-PERF	40W 4281LM 3500K 24" x 24" x 3-1/8" Perforated Basket Incl.	1	96.98	91.94	71.90
LTR-2X2-40W-40K-D-PERF	40W 4281LM 4000K 24" x 24" x 3-1/8" Perforated Basket Incl.	1	96.98	91.94	71.90
LTR-2X2-40W-50K-D-PERF	40W 4417LM 5000K 24" x 24" x 3-1/8" Perforated Basket Incl.	1	96.98	91.94	71.90
LTR-2X4-50W-35K-D-PERF	50W 5590LM 3500K 24" x 48" x 3-1/5" Perforated Basket Incl.	1	141.98	134.94	112.90
LTR-2X4-50W-40K-D-PERF	50W 5590LM 4000K 24" x 48" x 3-1/5" Perforated Basket Incl.	1	141.98	134.94	112.90
LTR-2X4-50W-50K-D-PERF	50W 5702LM 5000K 24" x 48" x 3-1/5" Perforated Basket Incl.	1	141.98	134.94	112.90




FACTORY-INSTALLED OPTIONS, ENTER DESIRED OPTION CODE(S) AS LINE ITEMS ON YOUR PURCHASE ORDER UNDER THE PRODUCT CATALOG NUMBER

WATTS	EM OPTION	DESCRIPTION	PRICE	FLEX WHIP	DESCRIPTION	PRICE	PAINT	PRICE	SENSOR	DESCRIPTION	PRICE
ALL MODELS	OPT-EM-TREXT	MOUNTED ON TOP	138.00	OPT-FWH-63	6FT 3-Wire Whip	22.50			OPT-SEN-2MDR-36	PROGRAMMABLE MICROWAVE BI-LEVEL	63.00
				OPT-FWH-65	6FT 5-Wire Whip	27.00	N/A	N/A	WEC-3RC	REMOTE CONTROL	31.68
				OPT-FWH-66	6FT 6-Wire Whip	29.00					

COMMERCIAL

DURABLE (PC BODY) TROFFER LIGHTS, 140LM/W



CATALOG NO.	DESCRIPTION	WHILE SUPPLIES LAST	PKG. QTY.	ORIGINAL PRICE	ALL DIST. OR ANY QUANTITY
 LTRP-2X2-35W-50K-D	35W 4900LM 5000K		1	43.88	34.90
LTRP-2X4-50W-50K-D	50W 6850LM 5000K		1	74.73	58.90

NEW LOW PRICES




FACTORY-INSTALLED OPTIONS, ENTER DESIRED OPTION CODE(S) AS LINE ITEMS ON YOUR PURCHASE ORDER UNDER THE PRODUCT CATALOG NUMBER

WATTS	EM OPTION	DESCRIPTION	PRICE	FLEX WHIP	DESCRIPTION	PRICE	PAINT	PRICE	SENSOR	DESCRIPTION	PRICE
ALL MODELS	OPT-EM-TREXT	MOUNTED ON TOP	138.00	OPT-FWH-63	6FT 3-Wire Whip	22.50	N/A	N/A	OPT-SEN-2MDR-36	PROGRAMMABLE MICROWAVE BI-LEVEL	63.00
				OPT-FWH-65	6FT 5-Wire Whip	27.00			WEC-3RC	REMOTE CONTROL	31.68
				OPT-FWH-66	6FT 6-Wire Whip	29.00					

COMMERCIAL

LED DOOR FRAME TROFFER RETROFITS, 120-277VAC



CATALOG NO.	DESCRIPTION	PKG. QTY.	NON STOCKING DIST. OR ANY QUANTITY	STOCKING DIST. OR \$2500 MIN.	W/P OR \$5000 MIN.
 LRT-HL-2X2-40W-40K-D	40W 5200LM 4000K	1	63.12	54.89	49.90
LRT-HL-2X4-50W-40K-D	50W 6500LM 4000K	1	101.07	87.89	79.90




FACTORY-INSTALLED OPTIONS, ENTER DESIRED OPTION CODE(S) AS LINE ITEMS ON YOUR PURCHASE ORDER UNDER THE PRODUCT CATALOG NUMBER

WATTS	EM OPTION	DESCRIPTION	PRICE	FLEX WHIP	DESCRIPTION	PRICE	PAINT	PRICE	SENSOR	DESCRIPTION	PRICE
ALL MODELS	OPT-EM-TREXT	MOUNTED ON TOP	138.00	OPT-FWH-63	6FT 3-Wire Whip	22.50	N/A	N/A	OPT-SEN-2MDR-36	PROGRAMMABLE MICROWAVE BI-LEVEL	63.00
				OPT-FWH-65	6FT 5-Wire Whip	27.00			WEC-3RC	REMOTE CONTROL	31.68
				OPT-FWH-66	6FT 6-Wire Whip	29.00					

4FT. & 8FT. LED-READY STRIP LIGHTS - DIRECT AC INPUT 120-277V FOR TYPE B (AC) T8 (CAN ALSO BE USED AS 4FT 1L OR 8FT 2L)




NEW

CATALOG NO.	DESCRIPTION	PKG. QTY.	NON STOCKING DIST. OR ANY QUANTITY	STOCKING DIST. OR \$2500 MIN.	W/P OR \$5000 MIN.
 LRSL-4FT-2L-6PK	4FT 2 LAMPS (Not Included)	6	94.98	85.94	77.90
LRSL-8FT-T4L-6PK	8FT 4 LAMPS (Not Included)	6	188.98	170.94	154.90

4FT. & 8FT. LED-READY STRIP LIGHTS - DIRECT AC INPUT 120-277V FOR TYPE B (AC) T8 (CAN ALSO BE USED AS 4FT 1L OR 8FT 2L), Clear or Frosted (Film) Lamps




NEW

CATALOG NO.	DESCRIPTION	PKG. QTY.	NON STOCKING DIST. OR ANY QUANTITY	STOCKING DIST. OR \$2500 MIN.	W/P OR \$5000 MIN.
 LRSL-4FT-2L-6PK-40K-C	18W 2200LM 4000K per lamp 4FT 2 LAMPS (Inc)	6	150.98	136.94	124.04
LRSL-8FT-T4L-6PK-40K-C	18W 2200LM 4000K per lamp 8FT 4 LAMPS (Inc)	6	299.98	271.94	247.18
LRSL-4FT-2L-6PK-50K-C	18W 2200LM 5000K per lamp 4FT 2 LAMPS (Inc)	6	150.98	136.94	124.04
LRSL-8FT-T4L-6PK-50K-C	18W 2200LM 5000K per lamp 8FT 4 LAMPS (Inc)	6	299.98	271.94	247.18
LRSL-4FT-2L-6PK-40K-F	18W 2200LM 4000K per lamp 4FT 2 LAMPS (Inc)	6	155.98	140.94	127.34
LRSL-8FT-T4L-6PK-40K-F	18W 2200LM 4000K per lamp 8FT 4 LAMPS (Inc)	6	307.98	279.94	253.78
LRSL-4FT-2L-6PK-50K-F	18W 2200LM 5000K per lamp 4FT 2 LAMPS (Inc)	6	155.98	140.94	127.34
LRSL-8FT-T4L-6PK-50K-F	18W 2200LM 5000K per lamp 8FT 4 LAMPS (Inc)	6	307.98	279.94	253.78

ARCHITECTURAL SUSPENDED COMMERCIAL LIGHT



CATALOG NO.	DESCRIPTION	WHILE SUPPLIES LAST	PKG. QTY.	ORIGINAL PRICE	ALL-DIST. OR ANY QUANTITY
2Ft SCL-2FT-25W-50K-D	25W 2750LM 5000K		6	52.9	45.90
SCL-2FT-25W-40K-D	25W 2750LM 4000K		6	52.9	45.90
SCL-2FT-25W-35K-D	25W 2750LM 3500K		6	52.9	45.90
4Ft SCL-4FT-UD-40W-50K-D	15W/25W 1650LM/2750LM 5000K		6	135.0	75.90
SCL-4FT-UD-40W-40K-D	15W/25W 1650LM/2750LM 4000K		6	135.0	75.90
SCLR-4FT-40W-50K-D	40W 4400LM 5000K		9	108.98	59.90
SCLR-4FT-40W-40K-D	40W 4400LM 4000K		9	108.98	59.90



SCL-CS

ADJUSTABLE 6FT. 1/16" SUSPENSION KIT WITH SINGLE-CONNECTOR KEY HOLE SET + 2 T-BAR CLIPS + 1 CABLE BUSHING + 3 PLASTIC TIE STRAPS (SET NOT INCLUDED WITH FIXTURES)

SCL-6FT-SJTW18/5 6 FT. CORD, SJTW 18 AWG 5-CONDUCTOR (NOT INCLUDED WITH FIXTURES)

FACTORY-INSTALLED OPTIONS, ENTER DESIRED OPTION CODE(S) AS LINE ITEMS ON YOUR PURCHASE ORDER UNDER THE PRODUCT CATALOG NUMBER

WATTS	EM OPTION	DESCRIPTION	PRICE	LOUVER OPTION	DESCRIPTION	PRICE	PAINT	PRICE	SENSOR	DESCRIPTION	PRICE
ALL MODELS	OPT-EM-CMIINT	INTERNAL	92.00	N/A	N/A	N/A	N/A	N/A	N/A	N/A	N/A

4FT MICRO OPTIC LINEAR LIGHT, 2IN WIDE



CATALOG NO.	DESCRIPTION	PKG. QTY.	NON STOCKING DIST. OR ANY QUANTITY	STOCKING DIST. \$2500 MIN.	WIP OR \$5000 MIN.
SCO-4FT-40W-MCT-BB	40W 3760LM 3500K/4000K/5000K	6	150.98	132.94	120.90
SCO-4FT-40W-MCT-WB	40W 3760LM 3500K/4000K/5000K	6	150.98	132.94	120.90
SCO-4FT-40W-MCT-WW	40W 3760LM 3500K/4000K/5000K	6	150.98	132.94	120.90
SCO-4FT-40W-MCT-BW	40W 3760LM 3500K/4000K/5000K	6	150.98	132.94	120.90

LED ARCHITECTURAL ROUND SUSPENDED DOWN LIGHT, 24" DIA., 6FT HEIGHT (WITH UP LIGHT OPTION, SEE FACTORY-INSTALLED OPTIONS BELOW)



CATALOG NO.	DESCRIPTION	PKG. QTY.	NON STOCKING DIST. OR ANY QUANTITY	STOCKING DIST. \$2500 MIN.	WIP OR \$5000 MIN.
SCR-24D-50K-D	50W 5267LM 5000K	1	295.98	268.94	243.90
SCR-24D-40K-D	50W 5197LM 4000K	1	295.98	268.94	243.90
SCR-24D-35K-D	50W 4771LM 3500K	1	295.98	268.94	243.90

FACTORY-INSTALLED OPTIONS, ENTER DESIRED OPTION CODE(S) AS LINE ITEMS ON YOUR PURCHASE ORDER UNDER THE PRODUCT CATALOG NUMBER

WATTS	UPLIGHT OPTION	DESCRIPTION	PRICE	UPLIGHT OPTION	DESCRIPTION	PRICE	PAINT	PRICE	SENSOR	DESCRIPTION	PRICE
ALL MODELS	OPT-SCR-ULK	ADDS UPLIGHT DIVERT 20% OF LIGHT TO UP	74.00	OPT-SCR-SMK	SURFACE MOUNT CONVERSION	NO CHARGE	OPT-CLR-80(BK/GR/SR/WH)	80.00	OPT-SEN-2MDR-36	PROGRAMMABLE MICROWAVE BI-LEVEL	63.00
									WEC-3RC	REMOTE CONTROL	31.68

LED SUSPENDED UP/DOWN CLEAR ROUND PANEL LIGHT, 22" DIA., 6FT HEIGHT



CATALOG NO.	DESCRIPTION	PKG. QTY.	ALL DIST. OR ANY QUANTITY	WIP OR \$5000 MIN.
SRPL-40W-35K-D	40W 2100LM/2100LM 3500K	1	175.98	159.94
SRPL-40W-40K-D	40W 2100LM/2100LM 4000K	1	175.98	159.94
SRPL-40W-50K-D	40W 2100LM/2100LM 5000K	1	175.98	159.94

FACTORY-INSTALLED OPTIONS, ENTER DESIRED OPTION CODE(S) AS LINE ITEMS ON YOUR PURCHASE ORDER UNDER THE PRODUCT CATALOG NUMBER

WATTS	EM OPTION	DESCRIPTION	PRICE	PHOTOCELL	DESCRIPTION	PRICE	PAINT	PRICE	SENSOR	DESCRIPTION	PRICE
ALL MODELS	OPT-EM-CMIINT	INTERNAL	92.00	N/A	N/A	N/A	N/A	N/A	OPT-SEN-2MDR-36	PROGRAMMABLE MICROWAVE BI-LEVEL	63.00
									WEC-3RC	REMOTE CONTROL	31.68

LED SUSPENDED UP/DOWN CLEAR PANEL LIGHT, 120-277V (SUSPENSION & CORD NOT INCL.)



CATALOG NO.	DESCRIPTION	PKG. QTY.	ALL DIST. OR ANY QUANTITY	WIP OR \$5000 MIN.
4Ft SPL-4FT-40W-50K-D	40W 2100LM/2100LM 5000K	2	160.98	136.94
SPL-4FT-40W-40K-D	40W 2100LM/2100LM 4000K	2	160.98	136.94
SPL-4FT-40W-35K-D	40W 2100LM/2100LM 3500K	2	160.98	136.94



SCL-CSY
ADJUSTABLE 1/16" 6FT. SUSPENSION KIT WITH Y-CONNECTOR KEY HOLE SET + 2 T-BAR CLIPS + 1 CABLE BUSHING + 3 PLASTIC TIE STRAPS (SET NOT INCLUDED WITH FIXTURES)

SCL-6FT-SJTW18/5 6 FT. CORD, SJTW 18 AWG 5-CONDUCTOR (NOT INCLUDED WITH FIXTURES)
SEE PAGE 53 FOR 100 FT ROLL

FACTORY-INSTALLED OPTIONS, ENTER DESIRED OPTION CODE(S) AS LINE ITEMS ON YOUR PURCHASE ORDER UNDER THE PRODUCT CATALOG NUMBER

WATTS	EM OPTION	DESCRIPTION	PRICE	PHOTOCELL	DESCRIPTION	PRICE	PAINT	PRICE	SENSOR	DESCRIPTION	PRICE
ALL MODELS	OPT-EM-SL2INT	INTERNAL	156.94	N/A	N/A	N/A	N/A	N/A	N/A	N/A	N/A

NEW LOWER PRICES

COMMERCIAL

NEW LOWER PRICES

SCX

SUPERIOR ARCHITECTURAL
SEAMLESS LINKABLE LINEAR LIGHTING SYSTEM



*MCT4: MULTI COLOR TEMPERATURE
(3000K, 3500K, 4000K, 5000K)

SCX 2-3/4" (Linkable)			SCX2 2" (Linkable)			SCX4 4" (Linkable)			REGRESSED 2-3/4"		
NON STOCKING DIST. OR ANY QUANTITY	STOCKING DIST. OR \$2500 MIN.	W/P OR \$5000 MIN.	NON STOCKING DIST. OR ANY QUANTITY	STOCKING DIST. OR \$2500 MIN.	W/P OR \$5000 MIN.	NON STOCKING DIST. OR ANY QUANTITY	STOCKING DIST. OR \$2500 MIN.	W/P OR \$5000 MIN.	NON STOCKING DIST. OR ANY QUANTITY	STOCKING DIST. OR \$2500 MIN.	W/P OR \$5000 MIN.

SCX MODELS				
2FT 20W & 110LM/W	SCX-2FT-20W-MCT4-D 90.98 81.94 73.90	SCX2-2FT-20W-MCT4-D 97.98 88.94 80.90	SCX4-2FT-20W-MCT4-D 113.98 102.94 92.90	SCX-2FT-20W-MCT4-D-REG 145.98 131.94 119.90
3FT 30W & 110LM/W	SCX-3FT-30W-MCT4-D 119.98 108.94 98.90	SCX2-3FT-30W-MCT4-D 133.98 120.94 109.90	SCX4-3FT-30W-MCT4-D 150.98 136.94 123.90	SCX-3FT-30W-MCT4-D-REG 174.98 158.94 143.90
4FT 40W & 110LM/W	SCX-4FT-40W-MCT4-D 125.98 113.94 102.90	SCX2-4FT-40W-MCT4-D 138.98 125.94 113.90	SCX4-4FT-40W-MCT4-D 157.98 142.94 129.90	SCX-4FT-40W-MCT4-D-REG 204.98 185.94 168.90
6FT 60W & 110LM/W	SCX-6FT-60W-MCT4-D 184.98 167.94 151.90	SCX2-6FT-60W-MCT4-D 202.98 183.94 166.90	SCX4-6FT-60W-MCT4-D 228.98 207.94 188.90	SCX-6FT-60W-MCT4-D-REG 272.98 247.94 224.90
8FT 80W & 110LM/W	SCX-8FT-80W-MCT4-D 245.98 222.94 201.90	SCX2-8FT-80W-MCT4-D 270.98 245.94 222.90	SCX4-8FT-80W-MCT4-D 305.98 277.94 251.90	SCX-8FT-80W-MCT4-D-REG 351.98 319.94 290.90

UP LIGHT ADDER OPTION				
-----------------------	--	--	--	--

2FT Uplight 8W	OPT-SCX-ULM-2FT-8W-MCT4 63.98 57.94 51.90	OPT-SCX-ULM-2FT-8W-MCT4 63.98 57.94 51.90	OPT-SCX-ULM-2FT-8W-MCT4 63.98 57.94 51.90	OPT-SCX-ULM-2FT-8W-MCT4 63.98 57.94 51.90
3FT Uplight 12W	OPT-SCX-ULM-3FT-12W-MCT4 65.98 59.94 53.90	OPT-SCX-ULM-3FT-12W-MCT4 65.98 59.94 53.90	OPT-SCX-ULM-3FT-12W-MCT4 65.98 59.94 53.90	OPT-SCX-ULM-3FT-12W-MCT4 65.98 59.94 53.90
4FT Uplight 16W	OPT-SCX-ULM-4FT-16W-MCT4 81.98 73.94 66.90	OPT-SCX-ULM-4FT-16W-MCT4 81.98 73.94 66.90	OPT-SCX-ULM-4FT-16W-MCT4 81.98 73.94 66.90	OPT-SCX-ULM-4FT-16W-MCT4 81.98 73.94 66.90
6FT Uplight 24W	OPT-SCX-ULM-6FT-24W-MCT4 114.98 103.94 93.90	OPT-SCX-ULM-6FT-24W-MCT4 114.98 103.94 93.90	OPT-SCX-ULM-6FT-24W-MCT4 114.98 103.94 93.90	OPT-SCX-ULM-6FT-24W-MCT4 114.98 103.94 93.90
8FT Uplight 32W	OPT-SCX-ULM-8FT-32W-MCT4 125.98 113.94 102.90	OPT-SCX-ULM-8FT-32W-MCT4 125.98 113.94 102.90	OPT-SCX-ULM-8FT-32W-MCT4 125.98 113.94 102.90	OPT-SCX-ULM-8FT-32W-MCT4 125.98 113.94 102.90

L Module	SCX-L-MCT4 41.98 37.94 33.90	SCX2-L-MCT4 46.98 41.94 37.90	SCX4-L-MCT4 51.98 46.94 41.90	N/A - - -
Inside Corner	SCX-IC-MCT4 53.98 48.94 43.90	SCX2-IC-MCT4 60.98 54.94 49.90	SCX4-IC-MCT4 68.98 61.94 55.90	N/A - - -
T Module	SCX-T-MCT4 53.98 48.94 43.90	SCX2-T-MCT4 60.98 54.94 49.90	SCX4-T-MCT4 68.98 61.94 55.90	N/A - - -
X Module	SCX-X-MCT4 63.98 57.94 51.90	SCX2-X-MCT4 69.98 62.94 56.90	SCX4-X-MCT4 79.98 71.94 64.90	N/A - - -
120° Corner	SCX-C120-MCT4 53.98 48.94 43.90	N/A - - -	N/A - - -	N/A - - -
Y Module	SCX-Y-MCT4 59.98 53.94 48.90	N/A - - -	N/A - - -	N/A - - -

COMMERCIAL

SCX

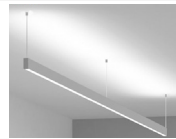
SUPERIOR ARCHITECTURAL
SEAMLESS LINKABLE LINEAR LIGHTING SYSTEM



*MCT4: MULTI COLOR TEMPERATURE
(3000K, 3500K, 4000K, 5000K)

SCX MODELS	LOUVER 2-3/4" (Linkable)			DROP LENS 2-3/4"			PMMA LENS 2-3/4"			INDIRECT 2-3/4"		
	NON STOCKING DIST. OR ANY QUANTITY	STOCKING DIST. OR \$2500 MIN.	WIP OR \$5000 MIN.	NON STOCKING DIST. OR ANY QUANTITY	STOCKING DIST. OR \$2500 MIN.	WIP OR \$5000 MIN.	NON STOCKING DIST. OR ANY QUANTITY	STOCKING DIST. OR \$2500 MIN.	WIP OR \$5000 MIN.	NON STOCKING DIST. OR ANY QUANTITY	STOCKING DIST. OR \$2500 MIN.	WIP OR \$5000 MIN.
2FT 20W & 110LM/W	SCX-2FT-20W-MCT4-D-LUV 113.98	102.94	92.90	SCX-2FT-20W-MCT4-D-DL 113.98	102.94	92.90	SCX-2FT-20W-MCT4-D-DLP 175.98	159.94	144.90	SCX-2FT-20W-MCT4-D-IND 137.98	124.94	112.90
3FT 30W & 110LM/W	SCX-3FT-30W-MCT4-D-LUV 150.98	136.94	123.90	SCX-3FT-30W-MCT4-D-DL 150.98	136.94	123.90	-	-	-	SCX-3FT-30W-MCT4-D-IND 163.98	148.94	134.90
4FT 40W & 110LM/W	SCX-4FT-40W-MCT4-D-LUV 157.98	142.94	129.90	SCX-4FT-40W-MCT4-D-DL 157.98	142.94	129.90	SCX-4FT-40W-MCT4-D-DLP 274.98	249.94	226.90	SCX-4FT-40W-MCT4-D-IND 193.98	175.94	159.90
6FT 60W & 110LM/W	SCX-6FT-60W-MCT4-D-LUV 228.98	207.94	188.90	SCX-6FT-60W-MCT4-D-DL 228.98	207.94	188.90	-	-	-	SCX-6FT-60W-MCT4-D-IND 259.98	235.94	213.90
8FT 80W & 110LM/W	SCX-8FT-80W-MCT4-D-LUV 305.98	277.94	251.90	SCX-8FT-80W-MCT4-D-DL 305.98	277.94	251.90	-	-	-	SCX-8FT-80W-MCT4-D-IND 336.98	305.94	277.90

UP LIGHT ADDER OPTION



2FT Uplight 8W	OPT-SCX-ULM-2FT-8W-MCT4 63.98	57.94	51.90	OPT-SCX-ULM-2FT-8W-MCT4 63.98	57.94	51.90	OPT-SCX-ULM-2FT-8W-MCT4 63.98	57.94	51.90	-	-	-	N/A
3FT Uplight 12W	OPT-SCX-ULM-3FT-12W-MCT4 65.98	59.94	53.90	OPT-SCX-ULM-3FT-12W-MCT4 65.98	59.94	53.90	OPT-SCX-ULM-3FT-12W-MCT4 65.98	59.94	53.90	-	-	-	N/A
4FT Uplight 16W	OPT-SCX-ULM-4FT-16W-MCT4 81.98	73.94	66.90	OPT-SCX-ULM-4FT-16W-MCT4 81.98	73.94	66.90	OPT-SCX-ULM-4FT-16W-MCT4 81.98	73.94	66.90	-	-	-	N/A
6FT Uplight 24W	OPT-SCX-ULM-6FT-24W-MCT4 114.98	103.94	93.90	OPT-SCX-ULM-6FT-24W-MCT4 114.98	103.94	93.90	OPT-SCX-ULM-6FT-24W-MCT4 114.98	103.94	93.90	-	-	-	N/A
8FT Uplight 32W	OPT-SCX-ULM-8FT-32W-MCT4 125.98	113.94	102.90	OPT-SCX-ULM-8FT-32W-MCT4 125.98	113.94	102.90	OPT-SCX-ULM-8FT-32W-MCT4 125.98	113.94	102.90	-	-	-	N/A

SCX MODELS	SCXR (Linkable)			SCXR UP LIGHT ADDER OPTION			SCX 2FT Y FIXTURE					
	NON STOCKING DIST. OR ANY QUANTITY	STOCKING DIST. OR \$2500 MIN.	WIP OR \$5000 MIN.	NON STOCKING DIST. OR ANY QUANTITY	STOCKING DIST. OR \$2500 MIN.	WIP OR \$5000 MIN.	NON STOCKING DIST. OR ANY QUANTITY	STOCKING DIST. OR \$2500 MIN.	WIP OR \$5000 MIN.			
4FT	SCXR-4FT-40W-MCT4-D 162.98	147.94	133.90	2FT Uplight 8W	OPT-SCX-ULM-2FT-8W-MCT4 63.98	57.94	51.90	2FT 60W	SCX-Y2FT-60W-MCT4-D 262.98	238.94	216.90	
8FT	SCXR-8FT-80W-MCT4-D 271.98	246.94	223.90	3FT Uplight 12W	OPT-SCX-ULM-3FT-12W-MCT4 65.98	59.94	53.90	SCXIF & 2F L FIXTURE				
CORNER OPTION		SCXR-LNL 24.98	21.94	19.90	4FT Uplight 16W	OPT-SCX-ULM-4FT-16W-MCT4 81.98	73.94	66.90	1FT 20W	SCX-L1FT-20W-MCT4 131.98	119.94	108.90
				6FT Uplight 24W	OPT-SCX-ULM-6FT-24W-MCT4 114.98	103.94	93.90	2FT 40W	SCX-L2FT-40W-MCT4 192.98	174.94	158.90	
				8FT Uplight 32W	OPT-SCX-ULM-8FT-32W-MCT4 125.98	113.94	102.90					

SCX

SUPERIOR ARCHITECTURAL
SEAMLESS LINKABLE LINEAR LIGHTING SYSTEM

LED LIGHT FIXTURES, OPAL POLYCARBONATE LENS-DIRECT(DOWN) LIGHTING
2-3/4" W X 3-3/8" H, MATTE WHITE FINISH



COMMERCIAL



CATALOG NO.	DESCRIPTION	WHILE SUPPLIES LAST	ORIGINAL PRICE	NON STOCKING DIST. OR ANY QUANTITY
SCX-2FT-20W-30K-D	20W 2240LM 3000K 2FT		72.98	57.45
SCX-2FT-20W-35K-D	20W 2300LM 3500K 2FT		72.98	57.45
SCX-2FT-20W-40K-D	20W 2360LM 4000K 2FT		72.98	57.45
SCX-2FT-20W-50K-D	20W 2420LM 5000K 2FT		72.98	57.45
SCX-3FT-30W-30K-D	30W 3360LM 3000K 3FT		117.98	93.17
SCX-3FT-30W-35K-D	30W 3450LM 3500K 3FT		117.98	93.17
SCX-3FT-30W-40K-D	30W 3540LM 4000K 3FT		117.98	93.17
SCX-3FT-30W-50K-D	30W 3630LM 5000K 3FT		117.98	93.17
SCX-4FT-40W-30K-D	40W 4480LM 3000K 4FT		123.98	97.14
SCX-4FT-40W-35K-D	40W 4600LM 3500K 4FT		123.98	97.14
SCX-4FT-40W-40K-D	40W 4720LM 4000K 4FT		123.98	97.14
SCX-4FT-40W-50K-D	40W 4840LM 5000K 4FT		123.98	97.14
SCX-6FT-60W-30K-D	60W 6720LM 3000K 6FT		181.98	142.78
SCX-6FT-60W-35K-D	60W 6900LM 3500K 6FT		181.98	142.78
SCX-6FT-60W-40K-D	60W 7080LM 4000K 6FT		181.98	142.78
SCX-6FT-60W-50K-D	60W 7260LM 5000K 6FT		181.98	142.78
SCX-8FT-80W-30K-D	80W 8960LM 3000K 8FT		241.98	190.41
SCX-8FT-80W-35K-D	80W 9200LM 3500K 8FT		241.98	190.41
SCX-8FT-80W-40K-D	80W 9440LM 4000K 8FT		241.98	190.41
SCX-8FT-80W-50K-D	80W 9680LM 5000K 8FT		241.98	190.41

NEW LOWER PRICES

CORNER MODULES (LIGHTED)



CATALOG NO.	DESCRIPTION	WHILE SUPPLIES LAST	ORIGINAL PRICE	ALL DIST. OR ANY QUANTITY
SCX-L-30K	508LM 3000K		48.98	40.62
SCX-L-35K	575LM 3500K		48.98	40.62
SCX-L-40K	616LM 4000K		48.98	40.62
SCX-L-50K	660LM 5000K		48.98	40.62
SCX-T-30K	629LM 3000K		62.98	51.54
SCX-T-35K	726LM 3500K		62.98	51.54
SCX-T-40K	787LM 4000K		62.98	51.54
SCX-T-50K	854LM 5000K		62.98	51.54
SCX-X-30K	733LM 3000K		71.98	58.48
SCX-X-35K	863LM 3500K		71.98	58.48
SCX-X-40K	944LM 4000K		71.98	58.48
SCX-X-50K	1037LM 5000K		71.98	58.48
SCX-IC-30K	629LM 3000K		52.98	43.60
SCX-IC-35K	726LM 3500K		52.98	43.60
SCX-IC-40K	787LM 4000K		52.98	43.60
SCX-IC-50K	854LM 5000K		52.98	43.60
SCX-C120-30K	629LM 3000K		73.98	64.44
SCX-C120-35K	726LM 3500K		73.98	64.44
SCX-C120-40K	787LM 4000K		73.98	64.44
SCX-C120-50K	854LM 5000K		73.98	64.44

NEW LOWER PRICES

LOUVER VERSION (ADD-ON OPTION, FIXTURE NOT INCLUDED)



CATALOG NO.	DESCRIPTION	WHILE SUPPLIES LAST	ORIGINAL PRICE	ALL DIST. OR ANY QUANTITY
OPT-SCX-LUV-2FT	2FT		48.98	38.69
OPT-SCX-LUV-3FT	3FT		48.98	41.52
OPT-SCX-LUV-4FT	4FT		52.98	41.52
OPT-SCX-LUV-6FT	6FT		57.98	45.30
OPT-SCX-LUV-8FT	8FT		91.98	71.76

NEW LOWER PRICES


OPTIONS CONTINUED.....

SCX

SUPERIOR ARCHITECTURAL
SEAMLESS LINKABLE LINEAR LIGHTING SYSTEM

INDIRECT (UP) LIGHTING (ADD-ON OPTION, FIXTURE NOT INCLUDED)

CATALOG NO.	DESCRIPTION	WHILE SUPPLIES LAST	ORIGINAL PRICE	ALL DIST. OR ANY QUANTITY
OPT-SCX-ULM-2FT-8W-30K	8W 800LM 3000K 2FT		54.98	39.71
OPT-SCX-ULM-2FT-8W-35K	8W 824LM 3500K 2FT		54.98	39.71
OPT-SCX-ULM-2FT-8W-40K	8W 840LM 4000K 2FT		54.98	39.71
OPT-SCX-ULM-2FT-8W-50K	8W 864LM 5000K 2FT		54.98	39.71
OPT-SCX-ULM-3FT-12W-30K	12W 1200LM 3000K 3FT		57.98	42.36
OPT-SCX-ULM-3FT-12W-35K	12W 1236LM 3500K 3FT		57.98	42.36
OPT-SCX-ULM-3FT-12W-40K	12W 1260LM 4000K 3FT		57.98	42.36
OPT-SCX-ULM-3FT-12W-50K	12W 1296LM 5000K 3FT		57.98	42.36
OPT-SCX-ULM-4FT-16W-30K	16W 1600LM 3000K 4FT		59.98	44.13
OPT-SCX-ULM-4FT-16W-35K	16W 1648LM 3500K 4FT		59.98	44.13
OPT-SCX-ULM-4FT-16W-40K	16W 1680LM 4000K 4FT		59.98	44.13
OPT-SCX-ULM-4FT-16W-50K	16W 1728LM 5000K 4FT		59.98	44.13
OPT-SCX-ULM-6FT-24W-30K	24W 2400LM 3000K 6FT		73.98	53.85
OPT-SCX-ULM-6FT-24W-35K	24W 2472LM 3500K 6FT		73.98	53.85
OPT-SCX-ULM-6FT-24W-40K	24W 2520LM 4000K 6FT		73.98	53.85
OPT-SCX-ULM-6FT-24W-50K	24W 2592LM 5000K 6FT		73.98	53.85
OPT-SCX-ULM-8FT-32W-30K	32W 3200LM 3000K 8FT		75.98	56.50
OPT-SCX-ULM-8FT-32W-35K	32W 3296LM 3500K 8FT		75.98	56.50
OPT-SCX-ULM-8FT-32W-40K	32W 3360LM 4000K 8FT		75.98	56.50
OPT-SCX-ULM-8FT-32W-50K	32W 3456LM 5000K 8FT		75.98	56.50
OPT-SCX-ULM-BU	INDIRECT (UP) LIGHTING WITH BLUE COLOR		-	10.60
OPT-SCX-ULM-GR	INDIRECT (UP) LIGHTING WITH GREEN COLOR		-	10.60



NEW LOWER PRICES

COMMERCIAL

SUSPENSION ACCESSORIES

CATALOG NO.	DESCRIPTION	ALL DIST. OR ANY QUANTITY
SCL-CS1-6FT <small>FOR UP TO 6FT FIXTURES</small>	ADJ. 6FT 1/16in SINGLE SUSPENSION CANOPY SET WITH KEYHOLE END CONNECTOR, NON-POWER SIDE	5.99
SCL-CS1P-6FT <small>FOR 8FT FIXTURES</small>	ADJ. 6FT 1/16in SINGLE SUSPENSION CANOPY SET WITH KEYHOLE END CONNECTOR, POWER SIDE WITH SJTW18/5 WHITE CORD	15.86
SCL-GS10	ADJ. 10FT 1/16in DOUBLE SUSPENSION CABLE WITH SINGLE KEYHOLE CONN., LOOP GRIPPER ON TOP	13.07
SCL-GS20	ADJ. 20FT 1/16in DOUBLE SUSPENSION CABLE WITH SINGLE KEYHOLE CONN., LOOP GRIPPER ON TOP	15.61
SCL-6FT-SJTW18/5	WHITE 6 FT. CORD, SJTW 18 AWG 5-CONDUCT (WH/BK/GN/PU/GY)	8.97
SCL-100FT-SJTW18/5	WHITE 100 FT. CORD, SJTW 18 AWG 6-CONDUCT (WH/BK/GN/PU/GY + RED FOR EMERGENCY)	128.98
SCL-100FT-SJTW18/6	WHITE 100 FT. CORD, SJTW 18 AWG 6-CONDUCT (WH/BK/GN/PU/GY + RED FOR EMERGENCY)	175.98
SCL-100FT-SJTW18/5-BK	BLACK 100 FT. CORD, SJTW 18 AWG 5-CONDUCT (WH/BK/GN/PU/GY)	175.98

FACTORY-INSTALLED OPTIONS, ENTER DESIRED OPTION CODE(S) AS LINE ITEMS ON YOUR PURCHASE ORDER UNDER THE PRODUCT CATALOG NUMBER



OPT-HBC-125BS-WH	10FT, 15A, 125V, 18/3 STR, WHT	18.00
-------------------------	--------------------------------	-------

SUSPENSION ROD KITS

CATALOG NO.	DESCRIPTION	ALL DIST. OR ANY QUANTITY	W/P OR \$5000 MIN.
SCL-RS-12	12 INCH	23.03	20.94
SCL-RS-18	18 INCH	25.34	23.04
SCL-RS-24	24 INCH	26.50	24.09
SCL-RS-36	36 INCH	29.96	27.24
SCL-RS-48	48 INCH	34.58	31.44

NOT APPLICABLE FOR INDIRECT, SCXR SERIES

LINKING



CATALOG NO.	DESCRIPTION	ALL DIST. OR ANY QUANTITY
OPT-SCX-LINKWIRING	FIXTURES ARE EQUIPED WITH PRE-INSTALLED LINKING BRACKETS AND ACCESSORIES AND ONLY NEED TO BE WIRED TOGETHER. TO RECEIVE A FIXTURE PREWIRED FOR LINKING, ORDER THE OPTION BELOW FOR EACH LINK TO ANOTHER FIXTURE OR TO A CORNER MODULE.	12.58


OPTIONS CONTINUED.....

SCX

SUPERIOR ARCHITECTURAL
SEAMLESS LINKABLE LINEAR LIGHTING SYSTEM

SURFACE MOUNTING

DESCRIPTION



YOU DO NOT NEED TO ORDER ANY ACCESSORIES.

SCREW AND ANCHOR KIT PROVIDED WITH EACH FIXTURE CAN BE USED TO FASTEN THE FIXTURE DIRECTLY TO THE HARD SURFACE THROUGH THE HOLES ON TOP OF THE FIXTURE.

NOT APPLICABLE FOR INDIRECT SERIES

WALL MOUNTING (ADD-ON OPTION, DOES NOT INCLUDE FIXTURE)

CATALOG NO.

DESCRIPTION

ALL DIST.
OR
ANY QUANTITY

WIP
OR
\$5000 MIN.



ADD THIS OPTION TO THE FIXTURE AND WALL MOUNTING BRACKETS WILL BE INSTALLED ON BACK OF FIXTURE. CONNECTION CABLES WILL ENTER THE FIXTURE THROUGH ONE OF THESE WALL-MOUNTING BRACKETS. ON YOUR PURCHASE ORDER SPECIFY THE POSITION OF YOUR WIRE ENTRY FROM THE WALL AND THE BRACKETS WILL BE INSTALLED ON THE BACK ACCORDINGLY.

OPT-SCX-WM-2FT	2FT	34.58	31.44
OPT-SCX-WM-3FT	3FT	34.58	31.44
OPT-SCX-WM-4FT	4FT	34.58	31.44
OPT-SCX-WM-6FT	6FT	38.05	34.59
OPT-SCX-WM-8FT	8FT	43.82	39.84

RECESSED MOUNT WITH FLANGE (ADD-ON OPTION, DOES NOT INCLUDE FIXTURE)

CATALOG NO.

DESCRIPTION

ALL DIST.
OR
ANY QUANTITY

WIP
OR
\$5000 MIN.



ADD THIS OPTION TO THE FIXTURE AND THE FIXTURE WILL BE EQUIPED WITH A 1/2" WIDE FLANGE ON FOUR SIDES. ADVANCED DESIGN TOGGLE STYLE BRACKETS WILL ALSO BE PROVIDED, TO ADJUST AND HOLD THE FIXTURE AGAINST DRYWALL OR OTHER HARD CEILING FROM THE TOP.

WHEN LINKING TO ANOTHER FIXTURE OR CORNER MODULE, CALL US OR SEND A COPY OF YOUR PLAN ALONG WITH YOUR PO AND FLANGES WILL BE REMOVED ON THOSE ENDS THAT NEED TO MAKE A SEAMLESS CONNECTIONS.

OPT-SCX-FMR-2FT	2FT	81.94	74.49
OPT-SCX-FMR-3FT	3FT	91.18	82.89
OPT-SCX-FMR-4FT	4FT	91.18	82.89
OPT-SCX-FMR-6FT	6FT	106.19	96.54
OPT-SCX-FMR-8FT	8FT	115.43	104.94
OPT-SCX-FMR-L	L	40.36	36.69
OPT-SCX-FMR-T	T	49.60	45.09
OPT-SCX-FMR-X	X	65.77	59.79
OPT-SCX-FMR-Y	Y	59.99	54.54
OPT-SCX-FMR-IC	INSIDE CORNER	40.36	36.69

NOT APPLICABLE FOR INDIRECT, SCXR SERIES

FLANGELESS RECESS MOUNT IN DRYWALL (MUD-IN) (ADD-ON OPTION, DOES NOT INCLUDE FIXTURE)

CATALOG NO.

DESCRIPTION

ALL DIST.
OR
ANY QUANTITY

WIP
OR
\$5000 MIN.



ORDER THIS OPTION AND THE FIXTURE WILL BE EQUIPED WITH MUD-IN BRACKETS ON ALL FOUR SIDES, MOUNTED AT 1/16" FROM THE LENS SURFACE (SPECIFY IF OTHER SPACING IS NEEDED).


WHEN LINKING TO ANOTHER FIXTURE OR CORNER FIXTURE MODULE CALL US OR SEND A COPY OF YOUR PLAN ALONG WITH YOUR PO AND FLANGES WILL BE REMOVED ON THOSE ENDS THAT NEED TO MAKE A SEAMLESS CONNECTION.

OPT-SCX-MIF-2FT	2FT	79.63	72.39
OPT-SCX-MIF-3FT	3FT	88.87	80.79
OPT-SCX-MIF-4FT	4FT	88.87	80.79
OPT-SCX-MIF-6FT	6FT	105.04	95.49
OPT-SCX-MIF-8FT	8FT	114.28	103.89
OPT-SCX-MIF-L	L	40.36	36.69
OPT-SCX-MIF-T	T	49.60	45.09
OPT-SCX-MIF-X	X	65.77	59.79
OPT-SCX-MIF-Y	Y	59.99	54.54
OPT-SCX-MIF-IC	INSIDE CORNER	40.36	36.69

NOT APPLICABLE FOR INDIRECT, SCXR SERIES

FLANGELESS RECESSED INSTALLATION IN WOOD CEILING

DESCRIPTION



YOU DO NOT NEED TO ORDER ANY ACCESSORIES.

MAKE RECESSED PREPARATIONS BY INSTALLING A HORIZONTAL PLANK OF WOOD ON TOP OF THE WOOD CEILING AT RECESSED HEIGHT OF 3-3/8". SCREW AND ANCHOR KIT PROVIDED WITH EACH FIXTURE CAN BE USED TO FASTEN THE TOP OF THE FIXTURE TO THE WOOD PLANK THROUGH THE HOLES ON TOP OF THE FIXTURE.

YOU CAN ALSO INSTALL VERTICAL WOOD BOARDS ON TOP OF THE CEILING AT THE EDGE OF THE OPENING AND OPEN THE FIXTURE AND PUT SCREWS THROUGH THE SIDES OF THE FIXTURE HOUSING TO FASTEN IT TO THE WOOD BOARDS.

NOT APPLICABLE FOR INDIRECT, SCXR SERIES


OPTIONS CONTINUED.....

SCX

SUPERIOR ARCHITECTURAL
SEAMLESS LINKABLE LINEAR LIGHTING SYSTEM


T-BAR INSTALLATION (ADD-ON OPTION, DOES NOT INCLUDE FIXTURE)

CATALOG NO.	DESCRIPTION	ALL DIST. OR ANY QUANTITY	W/P OR \$5000 MIN.
<p>ADD THIS OPTION TO THE FIXTURE AND 1/2" WIDE FLANGES WILL BE INSTALLED ON THE TWO LONG SIDES OF THE FIXTURE. THE TWO ENDS OF THE FIXTURE WILL FALL ONTO THE T-BAR GRIDS AND WILL BE SUPPORTED THIS WAY. THE T-BAR TILES ON THE TWO SIDES OF THE FIXTURE MUST BE CUT TO ALLOW FOR THE WIDTH OF THE FIXTURE. THE TILES WILL FALL ONTO AND BE SUPPORTED BY THE FLANGES ON BOTH SIDES OF THE FIXTURE. IF YOU PLAN TO SUPPORT THE FIXTURE BY THE GRIDS ON THREE SIDES AND TILE ON ONE SIDE, CALL US OR SPECIFY ON YOUR PO AND FLANGE WILL BE INSTALLED ONLY ON ONE SIDE OF THE FIXTURE. TO PROVIDE SAFETY AND SUPPORT FROM THE BEAMS ABOVE THE T-BAR CEILING ORDER 10FT OR 20FT AIRCRAFT SUSPENSION KITS BELOW.</p>			
OPT-SCX-TBAR-2FT	2FT	75.01	68.19
OPT-SCX-TBAR-4FT	4FT	84.25	76.59
OPT-SCX-TBAR-8FT	8FT	95.80	87.09
OPT-FWH-63	6FT 3-WIRE FLEX WHIP	23.63	-
OPT-FWH-65	6FT 5-WIRE FLEX WHIP	28.35	-
OPT-FWH-66	6FT 6-WIRE FLEX WHIP	30.45	-
SCL-GS10	ADJ. 10FT 1/16in DOUBLE SUSPENSION CABLE WITH SINGLE KEYHOLE CONN., LOOP GRIPPER ON TOP	13.72	
SCL-GS20	ADJ. 20FT 1/16in DOUBLE SUSPENSION CABLE WITH SINGLE KEYHOLE CONN., LOOP GRIPPER ON TOP	16.39	
<i>NOT APPLICABLE FOR INDIRECT, SCXR SERIES</i>			




COLOR OF YOUR CHOICE

CATALOG NO.	DESCRIPTION	ALL DIST. OR ANY QUANTITY	W/P OR \$5000 MIN.
<p>ADD THIS OPTION TO THE FIXTURE AND SPECIFY YOUR DESIRED COLOR ON YOUR PURCHASE ORDER OR PROVIDE A SWATCH TO MATCH. FOR PAINTED FLANGED FIXTURES OR OPTIONAL ROD MOUNTING SET PLEASE ALSO ADD THE RELEVANT OPTION BELOW FOR EACH FIXTURE.</p>			
OPT-SCX-CLR-2FT		125.98	103.94
OPT-SCX-CLR-3FT		139.98	115.94
OPT-SCX-CLR-4FT		139.98	115.94
OPT-SCX-CLR-6FT		166.98	138.94
OPT-SCX-CLR-8FT		249.98	207.94
OPT-SCX-CLR-FMR	PAINTED FLANGES	63.98	51.94
OPT-SCX-CLR-RODSET	PAINTED ROD SET	63.98	51.94
OPT-SCX-CLR-CORNERS	PAINTED ANY CORNERS (PRICE PER CORNER)	51.98	40.94



EMERGENCY BATTERY BACKUP

CATALOG NO.	DESCRIPTION	ALL DIST. OR ANY QUANTITY	W/P OR \$5000 MIN.
<p>ADD THIS OPTION FOR 90-MINUTE BATTERY BACKUP INSTALLATION. IF ORDERING A SERIES OF THIS FIXTURE TO LINK, CALL US OR SPECIFY ON YOUR PURCHASE ORDER, ON WHICH FIXTURES TO INSTALL THE BACKUP AND WHERE YOU WOULD LIKE THE TEST BUTTONS.</p>			
OPT-EM-CM1INT	2FT	96.60	-
OPT-EM-CM1INT	3FT	96.60	-
OPT-EM-CM1INT	4FT	96.60	-
OPT-EM-CM1INT	6FT	96.60	-
OPT-EM-CM2INT	8FT	144.90	-



MICROWAVE BI-LEVEL MOTION SENSORS

CATALOG NO.	DESCRIPTION	ALL DIST. OR ANY QUANTITY	W/P OR \$5000 MIN.
<p>THIS OPTION INSTALLS AN ADVANCED MOTION SENSOR THAT WILL TURN THE LIGHTS ON WHEN THE AREA IS OCCUPIED. WHEN THE AREA IS CLEARED, AFTER A PRESET HOLD TIME OF 5 SECONDS OR MORE, THE LIGHTS ARE DIMMED TO A STANDBY LEVEL OF 30% OR MORE. IF STILL NO MOTION IS DETECTED, AFTER THE STANDBY PERIOD, THE LIGHTS ARE TURNED OFF. ALL SETTINGS ARE PROGRAMMABLE WITH A REMOTE CONTROL.</p>			
OPT-SEN-SCX-3MRLV-5	PROGRAMMABLE MICROWAVE BI-LEVEL	95.53	-
WEC-8RC	OPTIONAL REMOTE CONTROL FOR SENSOR	15.69	-
OPT-SEN-2US-DAYLIGHT	ULTRASONIC BI-LEVEL DIMMING (REMOTE NOT NEEDED)	112.33	-
INTERNAL FOR ALL MODELS	DAYLIGHT SENSOR		
OPT-SEN-SCX2	PROGRAMMABLE MICROWAVE BI-LEVEL	95.53	-
OPT-SEN-SCX4	PROGRAMMABLE MICROWAVE BI-LEVEL	95.53	-
SCX-UVC-12W	SCX ANTIVIRUS UVC SECTION 12w 280nm UV LIGHT	349.85	318.05
WEC-3RC	OPTIONAL REMOTE CONTROL FOR SENSOR	42.63	-




OPTIONS CONTINUED.....

LED PARABOLIC SUSPENDED DOWN LIGHT, 120-277V

Aluminum Finish




CATALOG NO.	DESCRIPTION	PKG. QTY.	NON STOCKING DIST.	STOCKING DIST.	W/P
			OR ANY QUANTITY	OR \$2500 MIN.	OR \$5000 MIN.
 SCLP-4FT-40W-50K-D	40W 4600LM 5000K	2	141.98	125.90	109.90
SCLP-4FT-40W-40K-D	40W 4600LM 4000K	2	141.98	125.90	109.90
SCLP-4FT-40W-35K-D	40W 4600LM 3500K	2	141.98	125.90	109.90
SCLT-4FT-40W-50K-D	40W 4600LM 5000K	2	140.98	124.90	118.90
SCLT-4FT-40W-40K-D	40W 4600LM 4000K	2	140.98	124.90	118.90
SCLT-4FT-40W-35K-D	40W 4600LM 3500K	2	140.98	124.90	118.90
SCLP-CB	COUPLING BRACKET	-	10.98	-	-

SUSPENSION KIT & CABLE NOT INCLUDED SEE NEXT PAGE, FOR FACTORY-INSTALLED OPTIONS SEE BELOW

LED PARABOLIC SUSPENDED PERF. BASKET & LOUVER UP/DOWN LIGHT, 120-277V White




CATALOG NO.	DESCRIPTION	PKG. QTY.	ALL DIST.	W/P
			OR ANY QUANTITY	\$5000 MIN.
 SCLP-UD-4FT-60W-50K-D	40W/20W 4400LM/2100LM 5000K	1	173.98	153.90
SCLP-UD-4FT-60W-40K-D	40W/20W 4400LM/2100LM 4000K	1	173.98	153.90
SCLP-UD-4FT-60W-35K-D	40W/20W 4400LM/2100LM 3500K	1	173.98	153.90
SCLP-UD-CB	COUPLING BRACKET	-	10.98	-

SUSPENSION KIT & CABLE NOT INCLUDED SEE NEXT PAGE, FOR FACTORY-INSTALLED OPTIONS SEE BELOW

LED LINEAR SUSPENDED PERFORATED BASKET LIGHT (UP/DOWN)

White




CATALOG NO.	DESCRIPTION	PKG. QTY.	NON STOCKING DIST.	STOCKING DIST.	W/P
			OR ANY QUANTITY	\$2500 MIN.	\$5000 MIN.
 SCLL-UD-4FT-60W-50K-D	40W/20W OR 60W 4400LM/2100LM 5000K	1	173.98	153.90	129.90
SCLL-UD-4FT-60W-40K-D	40W/20W OR 60W 4400LM/2100LM 4000K	1	173.98	153.90	129.90
SCLL-UD-4FT-60W-35K-D	40W/20W OR 60W 4400LM/2100LM 3500K	1	173.98	153.90	129.90
SCLL-CB	COUPLING BRACKET	-	10.98	-	-

SUSPENSION KIT & CABLE NOT INCLUDED SEE NEXT PAGE, FOR FACTORY-INSTALLED OPTIONS SEE BELOW

LED SUSPENDED 2/3 LOUVER & PERF. CENTER BASKET LIGHT (UP/DOWN)




CATALOG NO.	DESCRIPTION	PKG. QTY.	NON STOCKING DIST.	STOCKING DIST.	W/P
			OR ANY QUANTITY	\$2500 MIN.	\$5000 MIN.
 SCPP-UD-4FT-60W-50K-D	40W/20W OR 60W 4400LM/2100LM 5000K	1	173.98	153.90	129.90
SCPP-UD-4FT-60W-40K-D	40W/20W OR 60W 4400LM/2100LM 4000K	1	173.98	153.90	129.90
SCPP-UD-4FT-60W-35K-D	40W/20W OR 60W 4400LM/2100LM 3500K	1	173.98	153.90	129.90
SCLL-CB	COUPLING BRACKET	-	10.98	-	-
SCPP-DEC	DECORATIVE END CAP FOR SCPP	-	18.00	-	-

SUSPENSION KIT & CABLE NOT INCLUDED SEE NEXT PAGE, FOR FACTORY-INSTALLED OPTIONS SEE BELOW

LED SUSPENDED 2/3 PERFORATED BASKETLIGHT (UP/DOWN)

White




CATALOG NO.	DESCRIPTION	PKG. QTY.	NON STOCKING DIST.	STOCKING DIST.	W/P
			OR ANY QUANTITY	\$2500 MIN.	\$5000 MIN.
 SCPL-UD-4FT-60W-50K-D	40W/20W OR 60W 4400LM/2100LM 5000K	1	168.98	149.90	129.90
SCPL-UD-4FT-60W-40K-D	40W/20W OR 60W 4400LM/2100LM 4000K	1	168.98	149.90	129.90
SCPL-UD-4FT-60W-35K-D	40W/20W OR 60W 4400LM/2100LM 3500K	1	168.98	149.90	129.90
SCLP-UD-CB	COUPLING BRACKET	-	10.98	-	-

SUSPENSION KIT & CABLE NOT INCLUDED SEE NEXT PAGE, FOR FACTORY-INSTALLED OPTIONS SEE BELOW


LED LOUVER WALL LIGHTS (UP/DOWN)



CATALOG NO.	DESCRIPTION	PKG. QTY.	NON STOCKING DIST.	STOCKING DIST.	W/P
			OR ANY QUANTITY	\$2500 MIN.	\$5000 MIN.
 WCLP-UD-2FT-25W-MCT-D	25W 2750LM 3000K/4000K/5000K 2FT	1	91.98	80.90	68.90
WCLP-UD-4FT-50W-MCT-D	50W 5500LM 3000K/4000K/5000K 4FT	1	151.98	134.90	98.90

LED PERFORATED WALL LIGHTS (UP/DOWN)



CATALOG NO.	DESCRIPTION	PKG. QTY.	NON STOCKING DIST.	STOCKING DIST.	W/P
			OR ANY QUANTITY	\$2500 MIN.	\$5000 MIN.
 WCPL-UD-2FT-25W-MCT-D	25W 2750LM 3000K/4000K/5000K 2FT	1	86.98	76.90	68.90
WCPL-UD-4FT-50W-MCT-D	50W 5500LM 3000K/4000K/5000K 4FT	1	142.98	126.90	98.90








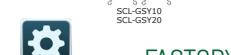











FACTORY-INSTALLED OPTIONS, ENTER DESIRED OPTION CODE(S) AS LINE ITEMS ON YOUR PURCHASE ORDER UNDER THE PRODUCT CATALOG NUMBER

WATTS	EM OPTION	DESCRIPTION	PRICE	PHOTOCELL	DESCRIPTION	PRICE	PAINT	PRICE	SENSOR	DESCRIPTION	PRICE
SCLP SCLP-UD SCLL-UD SCLP-UD	OPT-EM-SLIINT	INTERNAL	156.94	OPT-SCL-LMT-35K OPT-SCL-LMT-40K N/A OPT-SCL-LMT-50K	N/A	N/A	OPT-CLR-100 (BK/GR/SR/WH)	100.00	OPT-SEN-2US INTERNAL FOR ALL MODELS WEC-3RC	ULTRASONIC BI-LEVEL DIMMING (REMOTE NOT NEEDED) REMOTE CONTROL	49.00 31.68

HIGH LUMEN LED MULTI COLOR TEMPERATURE STRIP LIGHT

























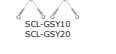
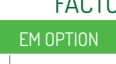



CATALOG NO.	DESCRIPTION	PKG. QTY.	NON STOCKING DIST. OR ANY QUANTITY	STOCKING DIST. \$2500 MIN.	W/P OR \$5000 MIN.
 LSS-2FT-20W-MCT	20W 2600LM 35K/40K/50K	6	40.98	36.94	32.90
 LSS-4FT-34W-MCTP	24/27/30/34W 130LM/W 30K/35K/40K/50K	6	47.98	42.94	38.90
 LSS-4FT-46W-MCTP	29/34/39/46W 130LM/W 30K/35K/40K/50K	6	52.98	47.94	42.90
 LSS-8FT-65W-MCT	65W 8800LM 35K/40K/50K	6	105.98	95.94	86.90
 LSS-8FT-90W-MCTP	85W/75W/65W/55W 130LM/W 35K/40K/50K	6	120.98	109.94	99.90
 LSS-2FT-20W-MCT-BK	20W 2600LM 35K/40K/50K Black	6	48.98	43.94	39.90
 LSS-4FT-46W-MCTP-BK	29/34/39/46W 130LM/W 30K/35K/40K/50K Black	6	63.98	57.94	51.90
 LSS-8FT-65W-MCT-BK	65W 8800LM 35K/40K/50K Black	6	127.98	115.94	104.90
 LSS-8FT-90W-MCTP-BK	85W/75W/65W/55W 130LM/W 35K/40K/50K Black	6	145.98	131.94	119.90
 LSS-CB2	ALIGNMENT BRACKET		6.98	5.94	4.90
 LSS-CB2-BK	ALIGNMENT BRACKET, BLACK FINISH		7.98	6.94	5.90
 SCL-TBC-WN	T-BAR CLIP WITH SUSPENSION HOLE ON TOP, WING NUT AND WASHER INCL.		1.67	-	-
 SCL-CSY	ADJUSTABLE 1/16" 6FT. SUSPENSION KIT WITH CANOPY & T-BAR CLIP		11.50	-	-
 SCL-GSY10	ADJUSTABLE 10 FT. 1/16" SUSPENSION KIT WITH Y-CONNECTOR & LOOP GRIP & HOOKS		16.98	-	-
 SCL-GSY20	ADJ. 20FT 1/16in SINGLE SUSPENSION CABLE WITH Y HOOK ENDS, LOOP GRIPPER ON TOP (ORDER 3 FOR 8FT.)		18.98	-	-
 SCL-GSY110	ADJ. 20FT 1/16in SINGLE SUSPENSION CABLE WITH Y HOOK ENDS, LOOP GRIPPER ON TOP (ORDER 3 FOR 8FT.)		7.99	-	-
 SCL-GSY120	ADJ. 20FT 1/16in SINGLE SUSPENSION CABLE WITH Y HOOK ENDS, LOOP GRIPPER ON TOP (ORDER 3 FOR 8FT.)		10.78	-	-

FACTORY-INSTALLED OPTIONS, ENTER DESIRED OPTION CODE(S) AS LINE ITEMS ON YOUR PURCHASE ORDER UNDER THE PRODUCT CATALOG NUMBER

WATTS	EM OPTION	DESCRIPTION	PRICE	TWIST LOCK CORD	DESCRIPTION	PRICE	PAINT	PRICE	SENSOR	DESCRIPTION	PRICE
ALL MODELS	OPT-EM-FMIINT INTERNAL		67.00		OPT-HBC-125TL-WH 8FT, 15A, 125V,WHITE	20.50			OPT-SEN-2MDR-36	PROGRAMMABLE MICROWAVE BI-LEVEL	63.00
					OPT-HBC-277TL-WH 8FT, 15A, 277V,WHITE	20.50	N/A	N/A	WEC-3RC	REMOTE CONTROL	31.68
					OPT-HBC-125SB-WH 10FT, 15A, 125V,18/3STR,WHT	18.50					

LED STRIP LIGHT, 120-277V (SAME FOOTPRINT AS STANDARD 4' 2L FLUOR. STRIPS)

CATALOG NO.	DESCRIPTION	PKG. QTY.	ALL DIST. OR ANY QUANTITY	STOCKING DIST. \$2500 MIN.	W/P OR \$5000 MIN.
 LSL-2FT-20W-35K-D	20W 2100LM 3500K 2FT	1	36.98	32.94	29.90
 LSL-2FT-20W-40K-D	20W 2100LM 4000K 2FT	1	36.98	32.94	29.90
 LSL-2FT-20W-50K-D	20W 2100LM 5000K 2FT	1	36.98	32.94	29.90
 LSL-2FT-20W-MCT-D	20W 3150LM 35K/40K/50K 2FT	1	41.98	37.94	33.90
 LSL-3FT-30W-MCT-D	30W 3150LM 35K/40K/50K 3FT	1	54.98	49.94	44.90
 LSL-4FT-40W-35K-D	40W 4200LM 3500K 4FT	1	41.98	37.94	33.90
 LSL-4FT-40W-40K-D	40W 4200LM 4000K 4FT	1	41.98	37.94	33.90
 LSL-4FT-40W-50K-D	40W 4200LM 5000K 4FT	1	41.98	37.94	33.90
 LSL-4FT-40W-MCT-D	40W 4200LM 35K/40K/50K 4FT	1	48.98	43.94	39.90
 LSL-6FT-60W-MCT-D	60W 7300LM 35K/40K/50K 6FT	1	93.98	84.94	76.90
 LSL-8FT-80W-40K-D-A	80W 8400LM 4000K 8FT Split Version, Req. 5min Assembly	1	84.98	76.94	69.90
 LSL-8FT-80W-50K-D-A	80W 8400LM 5000K 8FT Split Version, Req. 5min Assembly	1	84.98	76.94	69.90
 LSL-8FT-80W-40K-D	80W 8400LM 4000K 8FT	1	106.98	96.94	87.90
 LSL-8FT-80W-50K-D	80W 8400LM 5000K 8FT	1	106.98	96.94	87.90
 LSL-8FT-80W-MCT-D	80W 8400LM 35K/40K/50K 8FT	1	119.98	108.94	98.90
 LSL-8FT-84W-40K-D-HL	84W 11000LM 4000K 8FT High-Lumen	1	117.98	106.94	96.90
 LSL-8FT-84W-50K-D-HL	84W 11000LM 5000K 8FT High-Lumen	1	117.98	106.94	96.90
 LSL-8FT-84W-MCT-D-HL	84W 11000LM 35K/40K/50K 8FT High-Lumen	1	138.98	125.94	113.90
 LSL-2FT-WG	WIRE GUARD KIT FOR 2FT. STRIP LIGHT		11.50	-	-
 LSL-4FT-WG	WIRE GUARD KIT FOR 4FT. STRIP LIGHT		17.98	-	-
 LSL-4FT-WK	SHOP WINGS FOR 4FT. STRIP LIGHT		16.98	14.94	-
 LSL-CB	ALIGNMENT BRACKET		7.94	6.98	5.90
 SCL-TBC-WN	T-BAR CLIP WITH SUSPENSION HOLE ON TOP, WING NUT AND WASHER INCL.		1.67	-	-
 SCL-GSY10	ADJUSTABLE 10 FT. 1/16" SUSPENSION KIT WITH Y-CONNECTOR & LOOP GRIP & HOOKS		16.98	-	-
 SCL-GSY20	ADJUSTABLE 20 FT. 1/16" SUSPENSION KIT WITH Y-CONNECTOR & LOOP GRIP & HOOKS		18.98	-	-
 SCL-GSY110	ADJ. 20FT 1/16in SINGLE SUSPENSION CABLE WITH Y HOOK ENDS, LOOP GRIPPER ON TOP (ORDER 3 FOR 8FT.)		7.99	-	-
 SCL-GSY120	ADJ. 20FT 1/16in SINGLE SUSPENSION CABLE WITH Y HOOK ENDS, LOOP GRIPPER ON TOP (ORDER 3 FOR 8FT.)		10.78	-	-



FACTORY-INSTALLED OPTIONS, ENTER DESIRED OPTION CODE(S) AS LINE ITEMS ON YOUR PURCHASE ORDER UNDER THE PRODUCT CATALOG NUMBER

WATTS	EM OPTION	DESCRIPTION	PRICE	TWIST LOCK CORD	DESCRIPTION	PRICE	PAINT	PRICE	SENSOR	DESCRIPTION	PRICE
ALL MODELS	OPT-EM-CMIINT INTERNAL		92.00		OPT-HBC-125TL-WH 8FT, 15A, 125V,WHITE	20.50			OPT-SEN-2US	ULTRASONIC	
					OPT-HBC-277TL-WH 8FT, 15A, 277V,WHITE	20.50	N/A	N/A	INTERNAL FOR ALL MODELS	BI-LEVEL DIMMING (REMOTE NOT NEEDED)	49.00
					OPT-HBC-125SB-WH 10FT, 15A, 125V,18/3STR,WHT	18.50			WEC-3RC	OPTIONAL RC	31.68
									OPT-2P-58	PIR SENSOR (Not remote capable)	43.00

LED ECONOMY WRAP-AROUND FIXTURES

MCTP*: MULTI COLOR TEMPERATURE & MULTI POWER




	CATALOG NO.	DESCRIPTION	PKG QTY.	NON STOCKING DIST. OR ANY QUANTITY	STOCKING DIST. OR \$2500 MIN.	W/P OR \$5000 MIN.
2Ft 	WAE-2FT-MCT-D	20W 1600LM 3000K/4000K/5000K 0-10V Dimming	6	28.98	25.94	22.90
	WAE-2FT-MCT-DT	20W 1600LM 3000K/4000K/5000K TRIAC Dimming	6	29.98	26.94	23.90
	WAE-2FT-RL	Replacement lens for 2FT	-	5.98	-	-
4Ft 	WAE-4FT-30K-D	40W 3200LM 3000K 0-10V Dimming	6	31.98	28.94	25.90
	WAE-4FT-40K-D	40W 3200LM 4000K 0-10V Dimming	6	31.98	28.94	25.90
	WAE-4FT-50K-D	40W 3200LM 5000K 0-10V Dimming	6	31.98	28.94	25.90
	WAE-4FT-MCT-D	40W 3200LM 3000K/4000K/5000K 0-10V Dimming	6	37.98	33.94	30.90
	WAE-4FT-MCT-DT	40W 3200LM 3000K/4000K/5000K TRIAC Dimming	6	39.98	35.94	31.90
	WAE-4FT-MCTP	40W Max. 2700K-5000K Remote Control incl.	6	43.98	39.94	35.90
	WAE-4FT-RL	Replacement lens for 4FT	-	7.98	-	-

 **FACTORY-INSTALLED OPTIONS, ENTER DESIRED OPTION CODE(S) AS LINE ITEMS ON YOUR PURCHASE ORDER UNDER THE PRODUCT CATALOG NUMBER**

WATTS	EM OPTION	DESCRIPTION	PRICE	PHOTOCELL	DESCRIPTION	PRICE	PAINT	PRICE	SENSOR	DESCRIPTION	PRICE
ALL									OPT-2P-58	PIR SENSOR (Not remote capable)	43.00
	OPT-EM-FMIINT	INTERNAL	67.00	N/A	N/A	N/A	N/A	N/A	OPT-SEN-2MDR-36	PROGRAMMABLE MICROWAVE BI-LEVEL	63.00
									WEC-3RC	REMOTE CONTROL	31.68

LED STANDARD WRAP-AROUND FIXTURE, 120-277V





	CATALOG NO.	DESCRIPTION	PKG QTY.	NON STOCKING DIST. OR ANY QUANTITY	STOCKING DIST. OR \$2500 MIN.	W/P OR \$5000 MIN.
4Ft 	WAS-4FT-42W-35K-D	42W 4400LM 3500K 4FT	1	51.74	44.99	40.90
	WAS-4FT-42W-40K-D	42W 4400LM 4000K 4FT	1	51.74	44.99	40.90
	WAS-4FT-42W-50K-D	42W 4400LM 5000K 4FT	1	51.74	44.99	40.90

 **FACTORY-INSTALLED OPTIONS, ENTER DESIRED OPTION CODE(S) AS LINE ITEMS ON YOUR PURCHASE ORDER UNDER THE PRODUCT CATALOG NUMBER**

WATTS	EM OPTION	DESCRIPTION	PRICE	PHOTOCELL	DESCRIPTION	PRICE	PAINT	PRICE	SENSOR	DESCRIPTION	PRICE
ALL MODELS									OPT-2P-58	PIR SENSOR (Not remote capable)	43.00
	OPT-EM-FMIINT	INTERNAL	67	N/A	N/A	N/A	N/A	N/A	OPT-SEN-2MDR-36	PROGRAMMABLE MICROWAVE BI-LEVEL	63.00
									WEC-3RC	REMOTE CONTROL	31.68

LED ARCHITECTURAL WRAP-AROUND LIGHT



	CATALOG NO.	DESCRIPTION	PKG QTY.	NON STOCKING DIST. OR ANY QUANTITY	STOCKING DIST. OR \$2500 MIN.	W/P OR \$5000 MIN.
2Ft 	WA-2FT-25W-35K-D	25W 2750LM 3500K 2FTx8.2"	5	71.98	66.94	56.90
	WA-2FT-25W-40K-D	25W 2750LM 4000K 2FTx8.2"	5	71.98	66.94	56.90
	WA-2FT-25W-50K-D	25W 2750LM 5000K 2FTx8.2"	5	71.98	66.94	56.90
4Ft 	WA-4FT-30W-35K-D	30W 3670LM 3500K 4FTx8.2"	5	83.98	76.94	58.90
	WA-4FT-30W-40K-D	30W 3670LM 4000K 4FTx8.2"	5	83.98	76.94	58.90
	WA-4FT-30W-50K-D	30W 3670LM 5000K 4FTx8.2"	5	83.98	76.94	58.90
	WA-4FT-30W-MCT-D NEW	30W 3200LM 3000K/4000K/5000K 4FTx8.2"	-	83.98	76.94	-

 **FACTORY-INSTALLED OPTIONS, ENTER DESIRED OPTION CODE(S) AS LINE ITEMS ON YOUR PURCHASE ORDER UNDER THE PRODUCT CATALOG NUMBER**

WATTS	EM OPTION	DESCRIPTION	PRICE	PHOTOCELL	DESCRIPTION	PRICE	PAINT	PRICE	SENSOR	DESCRIPTION	PRICE
ALL MODELS									OPT-2P-58	PIR SENSOR (Not remote capable)	43.00
	OPT-EM-CMIINT	INTERNAL	92.00	N/A	N/A	N/A	N/A	N/A	OPT-SEN-2MDR-36	PROGRAMMABLE MICROWAVE BI-LEVEL	63.00
									WEC-3RC	REMOTE CONTROL	31.68

LED ARCHITECTURAL STRIP LIGHT WITH MW MOTION SENSOR



		CATALOG NO.	DESCRIPTION	WHILE SUPPLIES LAST	PKG. QTY.	ORIGINAL PRICE	ALL DIST. OR ANY QUANTITY
4Ft		CSL-4FT-25W-50K-OC	25W 3000LM 5000K With Sensor		10	73.98	34.90
		CSL-4FT-25W-40K-OC	25W 3000LM , 4000K With Sensor		10	73.98	34.90
		LLHB-OC-REMOTE	REMOTE CONTROL FOR BI-LEVEL MOTION SENSOR		-	-	17.98

NEW LOWER PRICES

LED ARCHITECTURAL STRIP LIGHT, 120-277V



		CATALOG NO.	DESCRIPTION	WHILE SUPPLIES LAST	PKG. QTY.	ORIGINAL PRICE	ALL DIST. OR ANY QUANTITY
4Ft		CSL-4FT-40W-50K-D	40W 4600LM 5000K		6	73.98	31.90
		CSL-4FT-40W-35K-D	40W 4600LM 3500K		6	73.98	31.90

COMMERCIAL

LED T5 RETROFIT LAMPS WITH INTERNAL DRIVER (SURFACE MOUNTING BRACKETS & SCREWS INCLUDED). FOR DIMMABLES SEE PAGE 93



		CATALOG NO.	DESCRIPTION	MAX RUN	PKG. QTY.	NON STOCKING DIST. OR ANY QUANTITY	STOCKING DIST. OR \$2500 MIN.	W/P OR \$5000 MIN.
120~277V		T5-22IN-9W-40K	9W 1035LM 4000K 2FT	24'	24	12.98	10.94	9.90
		T5-22IN-9W-50K	9W 1125LM 5000K 2FT	24'	24	12.98	10.94	9.90
		T5-47IN-16W-40K	16W 1840LM 4000K 4FT	31'	24	16.98	14.94	12.90
		T5-47IN-16W-50K	16W 2000LM 5000K 4FT	31'	24	16.98	14.94	12.90
		T5-6FT-PC	6 FT. Plug-in Power Cord		-	5.12	-	-
		T5-6FT-PCS	7 FT. Plug-in Power Cord		-	7.67	-	-
		T5-8IN-JUMP	8" Linking Cable		-	3.85	-	-
		T5-6FT-PT	6' AC Input Wire (PIGTAIL)		-	5.12	-	-
		T5-COUPLER	Coupler		-	2.53	-	-
		T5-MAGSET	Clip-on Secure Magnet Set		-	5.12	-	-

LED 4FT. 2-LAMP STRIP RETROFIT KIT



		CATALOG NO.	DESCRIPTION	PKG. QTY.	ALL DIST. OR ANY QUANTITY	STOCKING DIST. OR \$2500 MIN.	W/P OR \$5000 MIN.
4Ft		SLR-4FT-40W-50K-D	40W 4400LM 5000K 4FT.	12	48.98	42.94	37.90



FACTORY-INSTALLED OPTIONS, ENTER DESIRED OPTION CODE(S) AS LINE ITEMS ON YOUR PURCHASE ORDER UNDER THE PRODUCT CATALOG NUMBER

WATTS	EM OPTION	DESCRIPTION	PRICE	PHOTOCELL DESCRIPTION	PRICE	PAINT	PRICE	SENSOR	DESCRIPTION	PRICE
ALL MODELS	OPT-EM-CMIINT	INTERNAL	92.00	N/A	N/A	N/A	N/A	OPT-SEN-2MDR-36	PROGRAMMABLE MICROWAVE BI-LEVEL	63.00
								WEC-3RC	REMOTE CONTROL	31.68

LED SHOP LIGHT, 120V WITH PLUG-IN CORD



		CATALOG NO.	DESCRIPTION	PKG. QTY.	ALL DIST. OR ANY QUANTITY
4Ft		LSP-4FT-40W-40K	40W 4400LM 4000K WITH ADJUSTABLE SUSPENSION CABLE	4	16.90

SUSPENSION ACCESSORIES

COMPATIBLE SERIES

SCX (SINGLE KEYHOLE)

LSL, LSS ("Y" END & HOOK OR "Y" END & TOGGLE)

SCLP, SCPL-UD, SCLL, SCPP ("Y" END & KEYHOLE)

- 2FT, 3FT, 4FT FIXTURES NEED 2 SUSPENSION CABLES (2 ON ENDS)

- 6FT & 8FT FIXTURES NEED 3 SUSPENSION CABLES (1 IN CENTER, 2 ON ENDS)

COMMERCIAL



\$5.99
SCL-CS1-6FT

ADJ. 6FT 1/16in SINGLE SUSPENSION CANOPY SET WITH KEYHOLE END CONNECTOR, NON-POWER SIDE



\$15.12
SCL-CS1P-6FT

ADJ. 6FT 1/16in SINGLE SUSPENSION CANOPY SET WITH KEYHOLE END CONNECTOR, POWER SIDE WITH SJTW18/5 WHITE CORD



\$6.25
SCL-CS1P-6FT-NC

ADJ. 6FT 1/16in SINGLE SUSPENSION CANOPY SET WITH KEYHOLE END CONNECTOR



\$9.50
SCL-CS1-12FT

ADJ. 12FT 1/16in SINGLE SUSPENSION CANOPY SET WITH KEYHOLE END CONNECTOR, NON-POWER SIDE



\$25.50
SCL-CS1P-12FT

ADJ. 12FT 1/16in SINGLE SUSPENSION CANOPY SET WITH KEYHOLE END CONNECTOR, POWER SIDE WITH SJTW18/5 WHITE CORD




9.75
SCL-CS1P-12FT-NC

ADJ. 12FT 1/16in SINGLE SUSPENSION CANOPY SET WITH KEYHOLE END CONNECTOR



\$5.99
SCL-CSY1-6FT

ADJ. 6FT 1/16in SINGLE SUSPENSION CANOPY SET WITH Y DOUBLE KEYHOLE END CONNECTORS, NON-POWER SIDE



\$15.12
SCL-CSY1P-6FT

ADJ. 6FT 1/16in SINGLE SUSPENSION CANOPY SET WITH Y DOUBLE KEYHOLE END CONNECTORS, POWER SIDE WITH SJTW18/5 WHITE CORD



\$6.25
SCL-CSY1P-6FT-NC

ADJ. 6FT 1/16in SINGLE SUSPENSION CANOPY SET WITH Y DOUBLE KEYHOLE END CONNECTORS



\$11.50
SCL-CSY

ADJUSTABLE 1/16" 6FT. SUSPENSION KIT WITH CANOPY & T-BAR CLIPS



\$12.35
SCL-CS1-12FT-BK

BLACK ADJ. 12FT 1/16in SINGLE SUSPENSION CANOPY SET WITH KEYHOLE END CONNECTOR, NON-POWER SIDE



\$7.62
SCL-CS1-6FT-BK

BLACK ADJ. 6FT 1/16in SINGLE SUSPENSION CANOPY SET WITH KEYHOLE END CONNECTOR, NON-POWER SIDE



\$19.99
SCL-CS1P-6FT-BK

BLACK ADJ. 6FT 1/16in SINGLE SUSPENSION CANOPY SET WITH KEYHOLE END CONNECTOR, POWER SIDE WITH SJTW18/5 BLACK CORD



\$19.99
SCL-CS1P-6FT-NC-BK

BLACK ADJ. 6FT 1/16in SINGLE SUSPENSION CANOPY SET WITH KEYHOLE END CONNECTOR



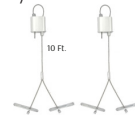
\$14.52
SCL-GTY10

ADJUSTABLE 1/16" 10 FT. SUSPENSION KIT WITH LOOP GRIPPER & TOGGLE ENDS



\$19.60
SCL-GTY20

ADJUSTABLE 1/16" 20 FT. SUSPENSION KIT WITH LOOP GRIPPER & TOGGLE ENDS



\$16.84
SCL-GTY210

HEAVY-DUTY ADJUSTABLE 5/64" 10 FT. SUSPENSION KIT WITH LOOP GRIPPER & TOGGLE ENDS



\$23.67
SCL-GTY220

HEAVY-DUTY ADJUSTABLE 5/64" 20 FT. SUSPENSION KIT WITH LOOP GRIPPER & TOGGLE ENDS



\$16.98
SCL-GSY10

ADJUSTABLE 10 FT. 1/16" SUSPENSION KIT WITH Y-CONNECTOR & LOOP GRIP & HOOKS



\$18.98
SCL-GSY20

ADJUSTABLE 20 FT. 1/16" SUSPENSION KIT WITH Y-CONNECTOR & LOOP GRIP & HOOKS



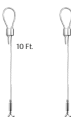
\$7.99
SCL-GS210

ADJ. 10FT 1/16IN SINGLE SUSPENSION CABLE WITH Y HOOK ENDS, LOOP GRIPPER ON TOP (ORDER 3 FOR 8FT.)



\$10.78
SCL-GSY120

ADJ. 20FT 1/16IN SINGLE SUSPENSION CABLE WITH Y HOOK ENDS, LOOP GRIPPER ON TOP (ORDER 3 FOR 8FT.)



\$13.07
SCL-GS10

ADJ. 10FT 1/16IN DOUBLE SUSPENSION CABLE WITH SINGLE KEYHOLE CONN., LOOP GRIPPER ON TOP



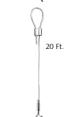
\$15.61
SCL-GS20

ADJ. 20FT 1/16IN DOUBLE SUSPENSION CABLE WITH SINGLE KEYHOLE CONN., LOOP GRIPPER ON TOP



7.26
SCL-GS210

HEAVY-DUTY ADJUSTABLE 5/64" 10 FT. SUSPENSION KIT WITH LOOP GRIPPER & HOOK



\$9.80
SCL-GS220

HEAVY-DUTY ADJUSTABLE 5/64" 20 FT. SUSPENSION KIT WITH LOOP GRIPPER & HOOK

SUSPENSION ACCESSORIES



\$8.10

SCL-ASC-50FT

1/16IN 50FT ROLL STEEL AIRCRAFT SUSPENSION CABLE



\$16.19

SCL-ASC-100FT

1/16IN 100FT ROLL STEEL AIRCRAFT SUSPENSION CABLE



\$59.98

SCL-ASC-500FT

1/16" 500 FT. STEEL AIRCRAFT SUSPENSION CABLE



\$117.98

SCL-ASC-1000FT

1/16" 1000 FT. STEEL AIRCRAFT SUSPENSION CABLE



\$128.98

SCL-100FT-SJTW18/5

WHITE 100 FT. CORD, SJTW 18 AWG 5-CONDUCT (WH/BK/GN/PU/GY)



\$175.98

SCL-100FT-SJTW18/6

WHITE 100 FT. CORD, SJTW 18 AWG 6-CONDUCT (WH/BK/GN/PU/GY + RED FOR EMERGENCY)



\$175.98

SCL-100FT-SJTW18/5-BK

BLACK 100 FT. CORD, SJTW 18 AWG 5-CONDUCT (WH/BK/GN/PU/GY)



\$240.98

SCL-100FT-SJTW18/6-BK

BLACK 100 FT. CORD, SJTW 18 AWG 6-CONDUCT (WH/BK/GN/PU/GY + RED FOR EMERGENCY)



\$16.00

SCL-12FT-SJTW18/5

WHITE 12 FT. CORD, SJTW 18 AWG 5-CONDUCT (WH/BK/GN/PU/GY)



\$20.95

SCL-12FT-SJTW18/6

WHITE 12 FT. CORD, SJTW 18 AWG 6-CONDUCT (WH/BK/GN/PU/GY + RED FOR EMERGENCY)



\$20.80

SCL-12FT-SJTW18/5-BK

BLACK 12 FT. CORD, SJTW 18 AWG 5-CONDUCT (WH/BK/GN/PU/GY)



\$27.98

SCL-12FT-SJTW18/6-BK

BLACK 12 FT. CORD, SJTW 18 AWG 6-CONDUCT (WH/BK/GN/PU/GY + RED FOR EMERGENCY)



\$8.87

SCL-6FT-SJTW18/5

WHITE 6 FT. CORD, SJTW 18 AWG 5-CONDUCT (WH/BK/GN/PU/GY)



\$10.56

SCL-6FT-SJTW18/6

WHITE 6 FT. CORD, SJTW 18 AWG 6-CONDUCT (WH/BK/GN/PU/GY + RED FOR EMERGENCY)



\$11.89

SCL-6FT-SJTW18/5-BK

BLACK 12 FT. CORD, SJTW 18 AWG 5-CONDUCT (WH/BK/GN/PU/GY)



\$14.15

SCL-6FT-SJTW18/6-BK

BLACK 12 FT. CORD, SJTW 18 AWG 6-CONDUCT (WH/BK/GN/PU/GY + RED FOR EMERGENCY)



16.00

SCL-10FT-SJTW18/5


WHITE 10 FT. CORD, SJTW 18 AWG 5-CONDUCT (WH/BK/GN/PU/GY)



\$7.53

FWH-6FT-16/3

6FT 16AWG 3-WIRE FLEX FIXTURE WHIP, STR. & 90D 1/2" CONN.



\$11.87

FWH-6FT-16/5

6FT 16AWG 5-WIRE FLEX FIXTURE WHIP, STR. & 90D 1/2" CONN.



\$15.27

FWH-6FT-16/6

6FT 16AWG 6-WIRE FLEX FIXTURE WHIP, STR. & 90D 1/2" CONN.



0.51

SCL-CTB

CANOPY SET TOP BRACKET FOR MOUNTING ON JUNCTION BOX OR CEILING



\$2.72

SCL-ABCH

AUXILIARY BLANK CANOPY WITH CORD GRIP



\$2.54

SCL-ABC

AUXILIARY BLANK CANOPY FOR SUSPENSION CABLES



\$1.73

SCL-AH

HEAVY-DUTY AUXILIARY HOOK FOR UP TO 1/16" AIRCRAFT CABLES



\$2.18

SCL-TG1420

AUXILIARY TOP GRIPPER SIDE EXIT WITH 1/4-20 THREAD FOR 1/16IN AIRCRAFT CABLE



\$1.27

SCL-AYC

AUXILIARY Y CONNECTOR FOR AIRCRAFT SUSPENSION CABLE, 1/16"



\$1.27

SCL-AKHC

AUXILIARY KEYHOLE CONNECTOR FOR AIRCRAFT SUSPENSION CABLE, 1/16"



\$1.67

SCL-TBC-WN

T-BAR CLIP WITH SUSPENSION HOLE ON TOP, WING NUT AND WASHER INCL.



\$3.09

SCL-ALG

AUXILIARY LOOP GRIP FOR AIRCRAFT SUSPENSION CABLE, 1/16"







\$0.25

SCL-LCB

LOCKING 3/8": DIA. CABLE BUSHING FOR CANOPY SETS

NEW GEN. - TYPE A + B (DOUBLE UL) 2FT. 3FT. & 4FT. LED T8-EZ6 GLASS LAMPS,
180°(CLEAR) & 240° (FROSTED) Beam Angle, ELECTRONIC BALLASTS (TYPE A), ALSO WORK
WITH A/C DIRECT (120-277V) ONE END OR BOTH ENDS (TYPE B) NO PARTIAL/MUST SHIP CASE QTY.



CATALOG NO.	DESCRIPTION	PKG. QTY.	NON STOCKING DIST. OR ANY QUANTITY	STOCKING DIST. OR \$2500 MIN.	W/P OR \$5000 MIN.
2FT 	T8-EZ6-GS-2FT-10W-30K-C 10W 1250LM 3000K CLEAR, G13, Type A & B	12 & 36	5.47	4.97	4.52
	T8-EZ6-GS-2FT-10W-30K-F 10W 1200LM 3000K FROSTED, G13, Type A & B	12 & 36	5.47	4.97	4.52
	T8-EZ6-GS-2FT-10W-35K-C 10W 1250LM 3500K CLEAR, G13, Type A & B	12 & 36	5.47	4.97	4.52
	T8-EZ6-GS-2FT-10W-35K-F 10W 1200LM 3500K FROSTED, G13, Type A & B	12 & 36	5.47	4.97	4.52
	T8-EZ6-GS-2FT-10W-40K-C 10W 1250LM 4000K CLEAR, G13, Type A & B	12 & 36	5.47	4.97	4.52
	T8-EZ6-GS-2FT-10W-40K-F 10W 1200LM 4000K FROSTED, G13, Type A & B	12 & 36	5.47	4.97	4.52
	T8-EZ6-GS-2FT-10W-50K-C 10W 1250LM 5000K CLEAR, G13, Type A & B	12 & 36	5.47	4.97	4.52
	T8-EZ6-GS-2FT-10W-50K-F 10W 1200LM 5000K FROSTED, G13, Type A & B	12 & 36	5.47	4.97	4.52
3FT 	T8-EZ6-GS-3FT-12W-40K-C 12W 1600LM 4000K CLEAR, G13, Type A & B	12 & 36	7.14	6.49	5.90
	T8-EZ6-GS-3FT-12W-40K-F 12W 1560LM 4000K FROSTED, G13, Type A & B	12 & 36	7.14	6.49	5.90
	T8-EZ6-GS-3FT-12W-50K-C 12W 1600LM 5000K CLEAR, G13, Type A & B	12 & 36	7.14	6.49	5.90
	T8-EZ6-GS-3FT-12W-50K-F 12W 1560LM 5000K FROSTED, G13, Type A & B	12 & 36	7.14	6.49	5.90
4FT 	T8-EZ6-GS-4FT-15W-30K-C 15W 1875LM 3000K CLEAR, G13, Type A & B	12 & 36	5.37	4.88	4.44
	T8-EZ6-GS-4FT-15W-30K-F 15W 1800LM 3000K FROSTED, G13, Type A & B	12 & 36	5.37	4.88	4.44
	T8-EZ6-GS-4FT-15W-35K-C 15W 1875LM 3500K CLEAR, G13, Type A & B	12 & 36	5.37	4.88	4.44
	T8-EZ6-GS-4FT-15W-35K-F 15W 1800LM 3500K FROSTED, G13, Type A & B	12 & 36	5.37	4.88	4.44
	T8-EZ6-GS-4FT-15W-40K-C 15W 1875LM 4000K CLEAR, G13, Type A & B	12 & 36	5.37	4.88	4.44
	T8-EZ6-GS-4FT-15W-40K-F 15W 1800LM 4000K FROSTED, G13, Type A & B	12 & 36	5.37	4.88	4.44
	T8-EZ6-GS-4FT-15W-50K-C 15W 1875LM 5000K CLEAR, G13, Type A & B	12 & 36	5.37	4.88	4.44
	T8-EZ6-GS-4FT-15W-50K-F 15W 1800LM 5000K FROSTED, G13, Type A & B	12 & 36	5.37	4.88	4.44
4FT 	T8-EZ6-GS-4FT-18W-30K-C 18W 2250LM 3000K CLEAR, G13, Type A & B	12 & 36	5.98	4.94	4.52
	T8-EZ6-GS-4FT-18W-30K-F 18W 2160LM 3000K FROSTED, G13, Type A & B	12 & 36	5.98	4.94	4.52
	T8-EZ6-GS-4FT-18W-35K-C 18W 2250LM 3500K CLEAR, G13, Type A & B	12 & 36	5.98	4.94	4.52
	T8-EZ6-GS-4FT-18W-35K-F 18W 2160LM 3500K FROSTED, G13, Type A & B	12 & 36	5.98	4.94	4.52
	T8-EZ6-GS-4FT-18W-40K-C 18W 2250LM 4000K CLEAR, G13, Type A & B	12 & 36	5.98	4.94	4.52
	T8-EZ6-GS-4FT-18W-40K-F 18W 2160LM 4000K FROSTED, G13, Type A & B	12 & 36	5.98	4.94	4.52
	T8-EZ6-GS-4FT-18W-50K-C 18W 2250LM 5000K CLEAR, G13, Type A & B	12 & 36	5.98	4.94	4.52
	T8-EZ6-GS-4FT-18W-50K-F 18W 2160LM 5000K FROSTED, G13, Type A & B	12 & 36	5.98	4.94	4.52

U-SHAPED T8 EZ6 LED GLASS LAMPS



CATALOG NO.	DESCRIPTION	PKG. QTY.	NON STOCKING DIST. OR ANY QUANTITY	STOCKING DIST. OR \$2500 MIN.	W/P OR \$5000 MIN.
T8-EZ6-U2F-15W-41K-C	15W 2100LM 4100K BALLAST COMPATIBLE OR 100-277 AC	10	13.16	11.96	10.88
T8-EZ6-U2F-15W-41K-F	15W 2000LM 4100K BALLAST COMPATIBLE OR 100-277 AC	10	13.16	11.96	10.88
T8-EZ6-U2F-15W-50K-C	15W 2100LM 5000K BALLAST COMPATIBLE OR 100-277 AC	10	13.16	11.96	10.88
T8-EZ6-U2F-15W-50K-F	15W 2000LM 5000K BALLAST COMPATIBLE OR 100-277 AC	10	13.16	11.96	10.88



U-SHAPED T8 LED PLASTIC/ALUMINUM LAMPS

Works 3 ways: 1) With existing electronic ballast 2) A/C direct one end 3) A/C direct 2 ends **NO PARTIAL/MUST SHIP CASE QTY.**

CATALOG NO.	DESCRIPTION	PKG. QTY.	ORIGINAL PRICE	ALL DIST. OR ANY QUANTITY
T8-U2F-EZ3-15W-35K-C	15W 1410LM 3500K BALLAST COMPATIBLE OR 100-277 AC	10	21.98	21.98
T8-U2F-EZ3-15W-41K-C	15W 1450LM 4100K BALLAST COMPATIBLE OR 100-277 AC	10	18.06	18.06
T8-U2F-EZ3-15W-50K-C	15W 1500LM 5000K BALLAST COMPATIBLE OR 100-277 AC	10	18.06	18.06
T8-U2F-EZ3-15W-35K-F	15W 1410LM 3500K BALLAST COMPATIBLE OR 100-277 AC	10	21.98	21.98
T8-U2F-EZ3-15W-41K-F	15W 1450LM 4100K BALLAST COMPATIBLE OR 100-277 AC	10	18.06	18.06
T8-U2F-EZ3-15W-50K-F	15W 1500LM 5000K BALLAST COMPATIBLE OR 100-277 AC	10	18.06	18.06

NEW GEN. - TYPE A + B (DOUBLE UL) 2FT. & 4FT. LED T8-EZ6 PLASTIC/ALUMINUM LAMPS, 180°(CLEAR) & 240° (FROSTED) Beam Angle, ELECTRONIC BALLASTS (TYPE A), ALSO WORK WITH A/C DIRECT (120~277V) ONE END OR BOTH ENDS (TYPE B) NO PARTIAL/MUST SHIP CASE QTY.



CATALOG NO.	DESCRIPTION	PKG. QTY.	NON STOCKING DIST. OR ANY QUANTITY	STOCKING DIST. OR \$2500 MIN.	W/P OR \$5000 MIN.
2FT 	T8-EZ6-AHL-2FT-15W-40K-C 15W 1725LM 4000K CLEAR, G13, Type A & B	12 & 36	8.28	7.52	6.84
	T8-EZ6-AHL-2FT-15W-40K-F 15W 1650LM 4000K FROSTED, G13, Type A & B	12 & 36	8.28	7.52	6.84
	T8-EZ6-AHL-2FT-15W-50K-C 15W 1725LM 5000K CLEAR, G13, Type A & B	12 & 36	8.28	7.52	6.84
	T8-EZ6-AHL-2FT-15W-50K-F 15W 1650LM 5000K FROSTED, G13, Type A & B	12 & 36	8.28	7.52	6.84
4FT 	T8-EZ6-AHL-4FT-18W-30K-C 18W 2070LM 3000K CLEAR, G13, Type A & B	12 & 36	9.01	8.20	7.45
	T8-EZ6-AHL-4FT-18W-30K-F 18W 1980LM 3000K FROSTED, G13, Type A & B	12 & 36	9.01	8.20	7.45
	T8-EZ6-AHL-4FT-18W-35K-C 18W 2070LM 3500K CLEAR, G13, Type A & B	12 & 36	9.01	8.20	7.45
	T8-EZ6-AHL-4FT-18W-35K-F 18W 1980LM 3500K FROSTED, G13, Type A & B	12 & 36	9.01	8.20	7.45
	T8-EZ6-AHL-4FT-18W-40K-C 18W 2070LM 4000K CLEAR, G13, Type A & B	12 & 36	9.01	8.20	7.45
	T8-EZ6-AHL-4FT-18W-40K-F 18W 1980LM 4000K FROSTED, G13, Type A & B	12 & 36	9.01	8.20	7.45
	T8-EZ6-AHL-4FT-18W-50K-C 18W 2070LM 5000K CLEAR, G13, Type A & B	12 & 36	9.01	8.20	7.45
	T8-EZ6-AHL-4FT-18W-50K-F 18W 1980LM 5000K FROSTED, G13, Type A & B	12 & 36	9.01	8.20	7.45


2FT. & 4FT. T8-EZ3 LED LAMPS

ELECTRONIC BALLASTS (TYPE A), ALSO

WORK WITH A/C DIRECT (120~277V) ONE END OR BOTH ENDS (TYPE B)

NO PARTIAL/MUST SHIP CASE QTY.




CATALOG NO.	DESCRIPTION	PKG. QTY.	ORIGINAL PRICE	ALL DIST. OR ANY QUANTITY
	T8-EZ3-4FT-18W-50K-C 18W 2212LM 5000K BALLAST COMPATIBLE OR 100-277 AC, CLEAR	12	8.98	8.98
	T8-EZ3-4FT-18W-50K-F 18W 2212LM 5000K BALLAST COMPATIBLE OR 100-277 AC, FROSTED	12	8.98	8.98
	T8-EZ3-4FT-18W-40K-C 18W 2212LM 4000K BALLAST COMPATIBLE OR 100-277 AC, CLEAR	12	8.98	8.98
	T8-EZ3-4FT-18W-40K-F 18W 2212LM 4000K BALLAST COMPATIBLE OR 100-277 AC, FROSTED	12	8.98	8.98
	T8-EZ3-4FT-18W-35K-C 18W 2200LM 3500K BALLAST COMPATIBLE OR 100-277 AC, CLEAR	12	9.98	9.98
4FT	T8-EZ3-4FT-18W-30K-C 18W 2100LM 3000K BALLAST COMPATIBLE OR 100-277 AC, CLEAR	12	9.98	9.98
2FT	T8-EZ3-4FT-18W-30K-F 18W 2100LM 3000K BALLAST COMPATIBLE OR 100-277 AC, FROSTED	12	9.98	9.98
	T8-EZ3-2FT-15W-30K-C 15W 2000LM 3000K BALLAST COMPATIBLE OR 100-277 AC, CLEAR	12	10.98	10.98
	T8-EZ3-2FT-15W-40K-C 15W 2032LM 4000K BALLAST COMPATIBLE OR 100-277 AC, CLEAR	12	10.98	10.98
	T8-EZ3-2FT-15W-50K-C 15W 2032LM 5000K BALLAST COMPATIBLE OR 100-277 AC, CLEAR	12	10.98	10.98

4FT. T8 GLASS LAMPS

WORKS WITH A/C DIRECT (120-277V) ONE END OR BOTH ENDS (TYPE B)

NO PARTIAL/MUST SHIP CASE QTY.




CATALOG NO.	DESCRIPTION	PKG. QTY.	NON STOCKING DIST. OR ANY QUANTITY	STOCKING DIST. OR \$2500 MIN.	W/P OR \$5000 MIN.
	T8-4FT-TYPB-2E-18W-40K-C 18W 2200LM 4000K CLEAR	12 & 36	5.03	4.57	4.16
	T8-4FT-TYPB-2E-18W-40K-F 18W 2200LM 4000K FROSTED	12 & 36	5.39	4.90	4.45
	T8-4FT-TYPB-2E-18W-50K-C 18W 2200LM 5000K CLEAR	12 & 36	5.03	4.57	4.16
	T8-4FT-TYPB-2E-18W-50K-F 18W 2200LM 5000K FROSTED	12 & 36	5.39	4.90	4.45

4FT. T8 LED GLASS LAMPS DIMMABLE DIRECT A/C (one end N+L)

NO PARTIAL/MUST SHIP CASE QTY.



CATALOG NO.	DESCRIPTION	PKG. QTY.	NON STOCKING DIST. OR ANY QUANTITY	STOCKING DIST. OR \$2500 MIN.	W/P OR \$5000 MIN.
	T8-4FT-DIM-18W-35K-C 18W 1900LM 3500K 90-140VAC, CLEAR	12 & 36	12.98	11.94	9.90
	T8-4FT-DIM-18W-35K-F 18W 1900LM 3500K 90-140VAC, FROSTED	12 & 36	12.98	11.94	9.90
	T8-4FT-DIM-18W-40K-C 18W 2150LM 4000K 90-140VAC, CLEAR	12 & 36	12.98	11.94	9.90
	T8-4FT-DIM-18W-40K-F 18W 2150LM 4000K 90-140VAC, FROSTED	12 & 36	12.98	11.94	9.90
	T8-4FT-DIM-18W-50K-C 18W 2150LM 5000K 90-140VAC, CLEAR	12 & 36	12.98	11.94	9.90
	T8-4FT-DIM-18W-50K-F 18W 2150LM 5000K 90-140VAC, FROSTED	12 & 36	12.98	11.94	9.90

4FT. T8 LED PC/ALUMINUM LAMPS Dimmable Direct A/C (one end N+L)

NO PARTIAL/MUST SHIP CASE QTY.



CATALOG NO.	DESCRIPTION	PKG. QTY.	ORIGINAL PRICE	ALL DIST. OR ANY QUANTITY
4FT T8-4FT-18W-35K-D-F	18W 1900LM 3500K 90-140VAC, FROSTED	25	18.98	16.98
T8-4FT-18W-40K-D-F	18W 2150LM 4000K 90-140VAC, FROSTED	25	18.98	16.98
T8-4FT-18W-50K-D-F	18W 2150LM 5000K 90-140VAC, FROSTED	25	18.98	16.98
T8-4FT-18W-50K-D-C	18W 2150LM 5000K 90-140VAC, CLEAR	25	18.98	16.98

NEW GEN HIGH LUMEN 4FT. LED T8 GLASS LAMPS DIMMABLE DIRECT A/C (ONE END N+L)

NO PARTIAL/MUST SHIP CASE QTY.



CATALOG NO.	DESCRIPTION	PKG. QTY.	NON STOCKING DIST. OR ANY QUANTITY	STOCKING DIST. OR \$2500 MIN.	W/P OR \$5000 MIN.
4FT T8-HL-4FT-DIM-18W-40K-C	18W 2250LM 4000K CLEAR	12 & 36	5.47	4.97	4.52
T8-HL-4FT-DIM-18W-40K-F	18W 2160LM 4000K FROSTED	12 & 36	5.47	4.97	4.52
T8-HL-4FT-DIM-18W-50K-C	18W 2250LM 5000K CLEAR	12 & 36	5.47	4.97	4.52
T8-HL-4FT-DIM-18W-50K-F	18W 2160LM 5000K FROSTED	12 & 36	5.47	4.97	4.52

8FT. SPLIT VERSION LED T8 LAMPS

NO PARTIAL/MUST SHIP CASE QTY.



CATALOG NO.	DESCRIPTION	PKG. QTY.	NON STOCKING DIST. OR ANY QUANTITY	STOCKING DIST. OR \$2500 MIN.	W/P OR \$5000 MIN.
8FT T8-HL-8FT-SPLIT-42W-40K-C	42W 6000LM 4000K CLEAR	18	15.92	14.48	13.16
T8-HL-8FT-SPLIT-42W-40K-F	42W 5500LM 4000K FROSTED	18	15.92	14.48	13.16
T8-HL-8FT-SPLIT-42W-50K-C	42W 6000LM 5000K CLEAR	18	15.92	14.48	13.16
T8-HL-8FT-SPLIT-42W-50K-F	42W 5500LM 5000K FROSTED	18	15.92	14.48	13.16
T8-R17D-CONV	R17D Conversion kit		1.00	-	-

8FT. LED T8 LAMPS, DIRECT A/C 100-277V (TWO ENDS)

NO PARTIAL/MUST SHIP CASE QTY.



CATALOG NO.	DESCRIPTION	PKG. QTY.	NON STOCKING DIST. OR ANY QUANTITY	STOCKING DIST. OR \$2500 MIN.	W/P OR \$5000 MIN.
8FT T8-HL-8FT-40W-40K-C	40W 4600LM 4000K CLEAR	20	18.46	16.79	15.26
T8-HL-8FT-40W-40K-F	40W 4400LM 4000K FROSTED	20	18.46	16.79	15.26
T8-HL-8FT-40W-50K-C	40W 4600LM 5000K CLEAR	20	18.46	16.79	15.26
T8-HL-8FT-40W-50K-F	40W 4400LM 5000K FROSTED	20	18.46	16.79	15.26

8FT. T8 LED LAMPS, Direct A/C 100-277V (two ends)

NO PARTIAL/MUST SHIP CASE QTY.



CATALOG NO.	DESCRIPTION	PKG. QTY.	ORIGINAL PRICE	ALL DIST. OR ANY QUANTITY
8FT T8-8FT-40W-50K-C	40W 4800LM 5000K CLEAR	20	19.98	19.98
T8-8FT-40W-50K-F	40W 4800LM 5000K FROSTED	20	19.98	19.98
T8-8FT-40W-40K-C	40W 4800LM 4000K CLEAR	20	19.98	19.98
T8-8FT-40W-40K-F	40W 4800LM 4000K FROSTED	20	19.98	19.98

4FT. LED T5 GLASS LAMPS

NO PARTIAL/MUST SHIP CASE QTY.

CATALOG NO.	DESCRIPTION	PKG. QTY.	ALL DIST. OR ANY QUANTITY	W/P OR \$5000 MIN.
4FT T5-TYPA-27W-40K-F	27W 3200LM 4000K FROSTED	12 & 36	12.98	10.94
T5-TYPA-27W-50K-F	27W 3200LM 5000K FROSTED	12 & 36	12.98	10.94
T5-TYPB-25W-40K-F	25W 3200LM 4000K FROSTED	12 & 36	13.98	11.94
T5-TYPB-25W-50K-F	25W 3200LM 5000K FROSTED	12 & 36	13.98	11.94

5FT. & 6FT. LED REFRIGERATOR LAMPS

NO PARTIAL/MUST SHIP CASE QTY.






CATALOG NO.	DESCRIPTION	PKG. QTY.	ALL DIST. OR ANY QUANTITY	W/P OR \$5000 MIN.
5FT T-RFG-5FT-22W-50K-C	22W 3100LM 5000K CLEAR	25	31.98	26.94
6FT T-RFG-6FT-30W-50K-C	30W 4200LM 5000K CLEAR	25	34.98	28.94

COMMERCIAL

2FT. & 4FT. LED T8-EZ5 **GLASS** LAMPS, 180°(CLEAR) & 240°(FROSTED) Beam Angle,
ELECTRONIC BALLASTS (TYPE A), ALSO

WORK WITH A/C DIRECT (120-277V) ONE END OR BOTH ENDS (TYPE B) NO PARTIAL/MUST SHIP CASE QTY.




CATALOG NO.	DESCRIPTION	WHILE SUPPLIES LAST	PKG. QTY.	ORIGINAL PRICE	ALL DIST. OR ANY QUANTITY
2FT 8W 	T8-EZ5-GS-2FT-8W-30K-C	8W 900LM 3000K CLEAR, G13, Type A & B	12 & 36	21.98	4.54
	T8-EZ5-GS-2FT-8W-30K-F	8W 900LM 3000K FROSTED, G13, Type A & B	12 & 36	18.86	4.54
	T8-EZ5-GS-2FT-8W-35K-C	8W 900LM 3500K CLEAR, G13, Type A & B	12 & 36	18.86	4.54
	T8-EZ5-GS-2FT-8W-35K-F	8W 900LM 3500K FROSTED, G13, Type A & B	12 & 36	21.98	4.54
	T8-EZ5-GS-2FT-8W-40K-C	8W 1000LM 4000K CLEAR, G13, Type A & B	12 & 36	20.02	4.54
	T8-EZ5-GS-2FT-8W-40K-F	8W 1000LM 4000K FROSTED, G13, Type A & B	12 & 36	20.02	4.54
	T8-EZ5-GS-2FT-8W-50K-C	8W 1000LM 5000K CLEAR, G13, Type A & B	12 & 36	20.02	4.54
	T8-EZ5-GS-2FT-8W-50K-F	8W 1000LM 5000K FROSTED, G13, Type A & B	12 & 36	20.02	4.54
4FT 15W 	T8-EZ5-GS-4FT-15W-30K-C	15W 1800LM 3000K CLEAR, G13, Type A & B	12 & 36	20.02	4.66
	T8-EZ5-GS-4FT-15W-30K-F	15W 1800LM 3000K FROSTED, G13, Type A & B	12 & 36	20.02	4.66
	T8-EZ5-GS-4FT-15W-35K-C	15W 1800LM 3500K CLEAR, G13, Type A & B	12 & 36	20.02	4.66
	T8-EZ5-GS-4FT-15W-35K-F	15W 1800LM 3500K FROSTED, G13, Type A & B	12 & 36	20.02	4.66
	T8-EZ5-GS-4FT-15W-40K-C	15W 1900LM 4000K CLEAR, G13, Type A & B	12 & 36	20.02	4.66
	T8-EZ5-GS-4FT-15W-40K-F	15W 1900LM 4000K FROSTED, G13, Type A & B	12 & 36	20.02	4.66
	T8-EZ5-GS-4FT-15W-50K-C	15W 1900LM 5000K CLEAR, G13, Type A & B	12 & 36	20.02	4.66
	T8-EZ5-GS-4FT-15W-50K-F	15W 1900LM 5000K FROSTED, G13, Type A & B	12 & 36	20.02	4.66
4FT 18W 	T8-EZ5-GS-4FT-18W-30K-C	18W 2000LM 3000K CLEAR, G13, Type A & B	12 & 36	20.02	4.96
	T8-EZ5-GS-4FT-18W-30K-F	18W 2000LM 3000K FROSTED, G13, Type A & B	12 & 36	20.02	4.96
	T8-EZ5-GS-4FT-18W-35K-C	18W 2000LM 3500K CLEAR, G13, Type A & B	12 & 36	20.02	4.96
	T8-EZ5-GS-4FT-18W-35K-F	18W 2000LM 3500K FROSTED, G13, Type A & B	12 & 36	20.02	4.96
	T8-EZ5-GS-4FT-18W-40K-C	18W 2100LM 4000K CLEAR, G13, Type A & B	12 & 36	20.02	4.96
	T8-EZ5-GS-4FT-18W-40K-F	18W 2100LM 4000K FROSTED, G13, Type A & B	12 & 36	20.02	4.96
	T8-EZ5-GS-4FT-18W-50K-C	18W 2100LM 5000K CLEAR, G13, Type A & B	12 & 36	20.02	4.96
	T8-EZ5-GS-4FT-18W-50K-F	18W 2100LM 5000K FROSTED, G13, Type A & B	12 & 36	20.02	4.96

4FT. T8-EZ4 LED LAMPS 110° Beam Angle Clear, 200° Frosted
ELECTRONIC BALLASTS (TYPE A)

NO PARTIAL/MUST SHIP CASE QTY.




CATALOG NO.	DESCRIPTION	WHILE SUPPLIES LAST	PKG. QTY.	ORIGINAL PRICE	ALL DIST. OR ANY QUANTITY
4FT 	T8-EZ4-HL-15W-30K-C	15W 2100LM 3000K G13, TYPE A, CLEAR GLASS	12 & 36	21.98	4.17
	T8-EZ4-HL-15W-30K-F	15W 2050LM 3000K G13, TYPE A, FROSTED GLASS	12 & 36	18.86	4.17
	T8-EZ4-HL-15W-35K-C	15W 2150LM 3500K G13, TYPE A, CLEAR GLASS	12 & 36	18.86	4.17
	T8-EZ4-HL-15W-35K-F	15W 2200LM 3500K G13, TYPE A, FROSTED GLASS	12 & 36	21.98	4.17
	T8-EZ4-HL-15W-40K-C	15W 2100LM 4000K G13, TYPE A, CLEAR GLASS	12 & 36	20.02	4.17
	T8-EZ4-HL-15W-40K-F	15W 2200LM 4000K G13, TYPE A, FROSTED GLASS	12 & 36	20.02	4.17
	T8-EZ4-HL-15W-50K-C	15W 2200LM 5000K G13, TYPE A, CLEAR GLASS	12 & 36	20.02	4.17
	T8-EZ4-HL-15W-50K-F	15W 2300LM 5000K G13, TYPE A, FROSTED GLASS	12 & 36	20.02	4.17

4FT. T8-EZ4 LED LAMPS 110° Beam Angle Clear, 200° Frosted
ELECTRONIC BALLASTS (TYPE A)


NO PARTIAL/MUST SHIP CASE QTY.



CATALOG NO.	DESCRIPTION	WHILE SUPPLIES LAST	PKG. QTY.	ORIGINAL PRICE	ALL DIST. OR ANY QUANTITY
4FT 	T8-EZ4-18W-40K-C	18W 2200LM 4000K G13, TYPE A, CLEAR GLASS	12 & 36	21.98	4.30
	T8-EZ4-18W-40K-F	18W 2100LM 4000K G13, TYPE A, FROSTED GLASS	12 & 36	18.86	4.30
	T8-EZ4-18W-50K-C	18W 2300LM 5000K G13, TYPE A, CLEAR GLASS	12 & 36	18.86	4.30
	T8-EZ4-18W-50K-F	18W 2200LM 5000K G13, TYPE A, FROSTED GLASS	12 & 36	21.98	4.30

LED EMERGENCY DRIVER FOR ALL T8 LAMPS



CATALOG NO.	DESCRIPTION	NON STOCKING DIST. OR ANY QUANTITY	STOCKING DIST. OR \$2500 MIN.
ELB-18150-B 	Field-installed emergency ballast for all LED T8 lamps; Input voltage: 100-120VAC, 50-60Hz; 18W Maximum for 90 minutes	113.98	102.94

LED COMMERCIAL RECESSED LIGHT
(CLIP-ON/SNAP-IN) WITH OR WITHOUT HOUSING



WATTS	LUMENS
15W	1200-1275LM
20W	1600-1720LM
40W MAX	3200LM MAX

NON STOCKING DIST. OR ANY QUANTITY	STOCKING DIST. OR \$2500 MIN.	WIP OR \$5000 MIN.

15W ENGINE

NON STOCKING DIST. OR ANY QUANTITY	STOCKING DIST. OR \$2500 MIN.	WIP OR \$5000 MIN.

CRLC-EGN-15W-30K-D CRLC-EGN-15W-40K-D CRLC-EGN-15W-50K-D CRLC-EGN-15W-MCT-D		
37.98	33.94	30.90

15W RECESSED LIGHT

20W ENGINE

NON STOCKING DIST. OR ANY QUANTITY	STOCKING DIST. OR \$2500 MIN.	WIP OR \$5000 MIN.

CRLC-EGN-20W-30K-D CRLC-EGN-20W-40K-D CRLC-EGN-20W-50K-D CRLC-EGN-20W-MCT-D		
46.98	41.94	37.90

20W RECESSED LIGHT

40W MAX ENGINE

NON STOCKING DIST. OR ANY QUANTITY	STOCKING DIST. OR \$2500 MIN.	WIP OR \$5000 MIN.

MCTP: MULTI COLOR TEMPERATURE & MULTI POWER 		
CRLC-EGN-40W-MCTP-D		
66.98	60.94	54.90

40W RECESSED LIGHT

COMMERCIAL

				NON STOCKING DIST. OR ANY QUANTITY		STOCKING DIST. OR \$2500 MIN.		WIP OR \$5000 MIN.	
4" ROUND TRIM	HAZE FINISH & WHITE RING	OPEN		CRLC-TRM-4		8.03	-	-	4" ROUND RECESSED LIGHT
						46.01	41.97	38.93	
		WALL WASH		CRLC-TRM-4A		15.97	-	-	
						53.95	49.91	46.87	
	WHITE FINISH & WHITE RING	OPEN		CRLC-TRM-4-WH		9.18	-	-	
						47.16	43.12	40.08	
		WALL WASH		CRLC-TRM-4A-WH		17.42	-	-	
						55.40	51.36	48.32	
4" SQUARE TRIM	HAZE FINISH & WHITE RING	OPEN		CRLC-TRM-4S		18.88	-	-	
						56.86	52.82	49.78	
		WALL WASH		CRLC-TRM-4SA		21.78	-	-	
						59.76	55.72	52.68	
	WHITE FINISH & WHITE RING	OPEN		CRLC-TRM-4S-WH		20.33	-	-	
						58.31	54.27	51.23	
		WALL WASH		CRLC-TRM-4SA-WH		26.14	-	-	
						64.12	60.08	57.04	



ROUND & OPEN RECESSED LIGHT



SQUARE & OPEN RECESSED LIGHT



ROUND & WALL WASH RECESSED LIGHT



SQUARE & WALL WASH RECESSED LIGHT

LED COMMERCIAL RECESSED LIGHT
(CLIP-ON/SNAP-IN) WITH OR WITHOUT HOUSING



WATTS	LUMENS
15W	1200-1275LM
20W	1600-1720LM
40W MAX	3200LM MAX

NON STOCKING DIST. OR ANY QUANTITY	STOCKING DIST. OR \$2500 MIN.	WIP OR \$5000 MIN.

15W ENGINE

NON STOCKING DIST. OR ANY QUANTITY	STOCKING DIST. OR \$2500 MIN.	WIP OR \$5000 MIN.



CRLC-EGN-15W-30K-D
CRLC-EGN-15W-40K-D
CRLC-EGN-15W-50K-D
CRLC-EGN-15W-MCT-D

37.98 33.94 30.90

15W RECESSED LIGHT

20W ENGINE

NON STOCKING DIST. OR ANY QUANTITY	STOCKING DIST. OR \$2500 MIN.	WIP OR \$5000 MIN.



CRLC-EGN-20W-30K-D
CRLC-EGN-20W-40K-D
CRLC-EGN-20W-50K-D
CRLC-EGN-20W-MCT-D

46.98 41.94 37.90

20W RECESSED LIGHT

40W MAX ENGINE

NON STOCKING DIST. OR ANY QUANTITY	STOCKING DIST. OR \$2500 MIN.	WIP OR \$5000 MIN.

MCTP: MULTI COLOR TEMPERATURE
& MULTI POWER



CRLC-EGN-40W-MCTP-D

66.98 60.94 54.90

40W RECESSED LIGHT

6" ROUND TRIM		HAZE FINISH & WHITE RING	OPEN	CRLC-TRM-6	10.33 - -	6" ROUND RECESSED LIGHT	15W ENGINE			20W ENGINE			40W MAX ENGINE		
WHITE FINISH & WHITE RING							CRLC-TRM-6-WH			CRLC6-15W-30K-D CRLC6-15W-40K-D CRLC6-15W-50K-D CRLC6-15W-MCT-D			CRLC6-20W-30K-D CRLC6-20W-40K-D CRLC6-20W-50K-D CRLC6-20W-MCT-D		
		HAZE FINISH & WHITE RING	WALL WASH	CRLC-TRM-6A	18.88 - -		CRLC6-15W-30K-A-D CRLC6-15W-40K-A-D CRLC6-15W-50K-A-D CRLC6-15W-MCT-A-D			CRLC6-20W-30K-A-D CRLC6-20W-40K-A-D CRLC6-20W-50K-A-D CRLC6-20W-MCT-A-D			CRLC6-40W-MCTP-A-D		
		WHITE FINISH & WHITE RING	WALL WASH	CRLC-TRM-6A-WH	20.33 - -		CRLC6-15W-30K-A-D-WH CRLC6-15W-40K-A-D-WH CRLC6-15W-50K-A-D-WH CRLC6-15W-MCT-A-D-WH			CRLC6-20W-30K-A-D-WH CRLC6-20W-40K-A-D-WH CRLC6-20W-50K-A-D-WH CRLC6-20W-MCT-A-D-WH			CRLC6-40W-MCTP-A-D-WH		
		HAZE FINISH & WHITE RING	OPEN	CRLC-TRM-6S	20.33 - -		CRLC6-15W-30K-S-D CRLC6-15W-40K-S-D CRLC6-15W-50K-S-D CRLC6-15W-MCT-S-D			CRLC6-20W-30K-S-D CRLC6-20W-40K-S-D CRLC6-20W-50K-S-D CRLC6-20W-MCT-S-D			CRLC6-40W-MCTP-S-D		
		HAZE FINISH & WHITE RING	WALL WASH	CRLC-TRM-6SA	24.68 - -		CRLC6-15W-30K-SA-D CRLC6-15W-40K-SA-D CRLC6-15W-50K-SA-D CRLC6-15W-MCT-SA-D			CRLC6-20W-30K-SA-D CRLC6-20W-40K-SA-D CRLC6-20W-50K-SA-D CRLC6-20W-MCT-SA-D			CRLC6-40W-MCTP-SA-D		
		WHITE FINISH & WHITE RING	WALL WASH	CRLC-TRM-6SA-WH	26.14 - -		CRLC6-15W-30K-SA-D-WH CRLC6-15W-40K-SA-D-WH CRLC6-15W-50K-SA-D-WH CRLC6-15W-MCT-SA-D-WH			CRLC6-20W-30K-SA-D-WH CRLC6-20W-40K-SA-D-WH CRLC6-20W-50K-SA-D-WH CRLC6-20W-MCT-SA-D-WH			CRLC6-40W-MCTP-SA-D-WH		
		HAZE FINISH & WHITE RING	OPEN	CRLC-TRM-8	13.78 - -		CRLC8-15W-30K-D CRLC8-15W-40K-D CRLC8-15W-50K-D CRLC8-15W-MCT-D			CRLC8-20W-30K-D CRLC8-20W-40K-D CRLC8-20W-50K-D CRLC8-20W-MCT-D			CRLC8-40W-MCTP-D		
		WHITE FINISH & WHITE RING	OPEN	CRLC-TRM-8-WH	14.93 - -		CRLC8-15W-30K-D-WH CRLC8-15W-40K-D-WH CRLC8-15W-50K-D-WH CRLC8-15W-MCT-D-WH			CRLC8-20W-30K-D-WH CRLC8-20W-40K-D-WH CRLC8-20W-50K-D-WH CRLC8-20W-MCT-D-WH			CRLC8-40W-MCTP-D-WH		

COMMERCIAL



FACTORY-INSTALLED OPTIONS, ENTER DESIRED OPTION CODE(S) AS LINE ITEMS ON YOUR PURCHASE ORDER UNDER THE PRODUCT CATALOG NUMBER

WATTS	EM OPTION	DESCRIPTION	PRICE	PHOTOCELL	DESCRIPTION	PRICE	PAINT	PRICE	SENSOR	DESCRIPTION	PRICE
CRLC	OPT-EM-HBIEXT	EXTERNAL	119.00	N/A	N/A	N/A	N/A	N/A	N/A	N/A	N/A

LED COMMERCIAL RECESSED LIGHT 120-277V

HAZE



CODE	TRIM DESCRIPTION	CODE	WATTS DESCRIPTION	CODE	COLOR TEMP DESCRIPTION	WATT	ALL DIST. OR ANY QUANTITY	W/P OR \$5000 MIN.
CRL4	4" LED Commercial trim only, 4 inches	27W	1950LM	30K	3000K	27W:	63.98	56.94
		40W	2387LM	40K	4000K	27W:	72.98	63.94
		54W	4500LM	50K	5000K	27W:	77.98	72.94
CRL6	6" LED Commercial trim only, 6 inches	27W	2387LM	30K	3000K	18W:	72.98	63.94
		40W	3447LN	40K	4000K	27W:	77.98	72.94
		54W	4500LM	50K	5000K	40W:	83.98	79.94
CRL8	8" LED Commercial trim only, 8 inches	18W	1639LM	30K	3000K	18W:	74.98	65.94
		27W	2387LM	40K	4000K	27W:	79.98	76.94
		40W	3447LN	50K	5000K	40W:	86.98	83.94
CRL10	10" LED Commercial trim only, 10 inches	18W	1639LM	30K	3000K	18W:	79.98	67.94
		27W	2387LM	40K	4000K	27W:	83.98	79.94
		40W	3447LN	50K	5000K	40W:	90.98	86.94
		54W	4500LM			54W:	116.98	109.94



Shown with Housing (Not Incl., See Below)

Sample Order:

CRL6-27W-40K



COMMERCIAL

LED COMMERCIAL RECESSED LIGHT HOUSINGS

CATALOG NO.	DESCRIPTION	PKG. QTY.	ALL DIST. OR ANY QUANTITY
CRL-HSG-4	COMMERCIAL RECESSED LIGHT HOUSINGS, 4"	8	25.98
CRL-HSG-6	COMMERCIAL RECESSED LIGHT HOUSINGS, 6"	8	29.98
CRL-HSG-8	COMMERCIAL RECESSED LIGHT HOUSINGS, 8"	8	33.98
CRL-HSG-10	COMMERCIAL RECESSED LIGHT HOUSINGS, 10"	8	37.98



FACTORY-INSTALLED OPTIONS, ENTER DESIRED OPTION CODE(S) AS LINE ITEMS ON YOUR PURCHASE ORDER UNDER THE PRODUCT CATALOG NUMBER

WATTS	EM OPTION	DESCRIPTION	PRICE	PHOTOCELL	DESCRIPTION	PRICE	PAINT	PRICE	SENSOR	DESCRIPTION	PRICE
ALL MODELS	OPT-EM-HBIEXT	EXTERNAL	119.00	N/A	N/A	N/A	N/A	N/A	N/A	N/A	N/A

LED COMMERCIAL SLIM RECESSED REGRESSED BAFFLE LIGHTS

120-277V, 0-10V DIMMING



CATALOG NO.	DESCRIPTION	PKG. QTY.	NON STOCKING DIST. OR ANY QUANTITY	STOCKING DIST. OR \$2500 MIN.	W/P OR \$5000 MIN.
RSLC6-BF-30K	12W 900LM 3000K 6"	12	20.98	18.94	16.90
RSLC6-BF-40K	12W 900LM 4000K 6"	12	20.98	18.94	16.90
RSLC6-BF-50K	12W 900LM 5000K 6"	12	20.98	18.94	16.90
RSLC8-BF-30K	24W 1900LM 3000K 8"	12	25.98	22.94	20.90
RSLC8-BF-40K	24W 1900LM 4000K 8"	12	25.98	22.94	20.90
RSLC8-BF-50K	24W 1900LM 5000K 8"	12	25.98	22.94	20.90
RSL-BF-EXT-6FT	RSL-BF 6FT. DC extension cord	-	2.06	-	-
RSL-BF-EXT-10FT	RSL-BF 10FT. DC extension cord	-	3.21	-	-
RSL-BF-EXT-20FT	RSL-BF 20FT. DC extension cord	-	4.47	-	-



LED TRACK LIGHTS, 120V (Fit Halo® and compatible tracks and accessories)

CATALOG NO.	DESCRIPTION	NON STOCKING DIST. OR ANY QUANTITY	STOCKING DIST. OR \$2500 MIN.	W/P OR \$5000 MIN.
TRI-R-10W-WH-30K	10W 657LM 3000K WHITE 25° LED ADJ. CYLINDER	42.98	38.94	34.90
TRI-R-10W-WH-40K	10W 691LM 4000K WHITE 25° LED ADJ. CYLINDER	42.98	38.94	34.90
TRI-R-10W-WH-50K	10W 702LM 5000K WHITE 25° LED ADJ. CYLINDER	42.98	38.94	34.90
TRI-S-10W-WH-30K	10W 681LM 3000K WHITE 25° LED ADJ. SQUARE	42.98	38.94	34.90
TRI-S-10W-WH-40K	10W 706LM 4000K WHITE 25° LED ADJ. SQUARE	42.98	38.94	34.90
TRI-S-10W-WH-50K	10W 732LM 5000K WHITE 25° LED ADJ. SQUARE	42.98	38.94	34.90
TRI-R-10W-BK-30K	10W 657LM 3000K BLACK 25° LED ADJ. CYLINDER	42.98	38.94	34.90
TRI-R-10W-BK-40K	10W 691LM 4000K BLACK 25° LED ADJ. CYLINDER	42.98	38.94	34.90
TRI-S-10W-BK-30K	10W 681LM 3000K BLACK 25° LED ADJ. SQUARE	42.98	38.94	34.90
TRI-S-10W-BK-40K	10W 706LM 4000K BLACK 25° LED ADJ. SQUARE	42.98	38.94	34.90
TRI-REFL-13D	OPTIONAL REFLECTOR FOR TRI SERIES TRACK LIGHTS—13° BEAM ANGLE	7.98	-	-
TRI-REFL-38D	OPTIONAL REFLECTOR FOR TRI SERIES TRACK LIGHTS—38° BEAM ANGLE	7.98	-	-



LED VANITY LIGHT, 120-277VAC



CATALOG NO.	DESCRIPTION	PKG. QTY.	NON STOCKING DIST. OR ANY QUANTITY	STOCKING DIST. OR \$2500 MIN.	W/IP OR \$5000 MIN.
LVL-2FT-17W-30K	17W 1900LM 3000K	3	36.98	32.94	29.90
LVL-2FT-17W-40K	17W 1900LM 4000K	3	36.98	32.94	29.90



NEW! OWNER PROTECT

FACTORY-INSTALLED OPTIONS, ENTER DESIRED OPTION CODE(S) AS LINE ITEMS ON YOUR PURCHASE ORDER UNDER THE PRODUCT CATALOG NUMBER

WATTS	EM OPTION	DESCRIPTION	PRICE	PHOTOCELL	DESCRIPTION	PRICE	PAINT	PRICE	SENSOR	DESCRIPTION	PRICE
ALL MODELS	OPT-EM-FMIINT	INTERNAL	80.00	N/A	N/A	N/A	N/A	N/A	OPT-SEN-2MDR-36	PROGRAMMABLE MICROWAVE BI-LEVEL	63.00
									WEC-3RC	REMOTE CONTROL	31.68

MODEL LVB LED MULTI COLOR-TEMPERATURE (3CCT) VANITY LIGHT WITH PC LENS



CATALOG NO.	DESCRIPTION	PKG. QTY.	NON STOCKING DIST. OR ANY QUANTITY	STOCKING DIST. OR \$2500 MIN.	W/IP OR \$5000 MIN.
LVB-12-MCT-BN	8W 560LM 30K/40K/50K Brushed-Nickel, 12"		53.98	48.94	43.90
LVB-12-MCT-PC	8W 560LM 30K/40K/50K Polished-Chrome, 12"		53.98	48.94	43.90
LVB-18-MCT-BN	12W 840LM 30K/40K/50K Brushed-Nickel, 18"		59.98	53.94	48.90
LVB-18-MCT-PC	12W 840LM 30K/40K/50K Polished-Chrome, 18"		59.98	53.94	48.90
LVB-24-MCT-BN	16W 1440LM 30K/40K/50K Brushed-Nickel, 24"		68.98	61.94	55.90
LVB-24-MCT-PC	16W 1440LM 30K/40K/50K Polished-Chrome, 24"		68.98	61.94	55.90
LVB-36-MCT-BN	24W 1680LM 30K/40K/50K Brushed-Nickel, 36"		78.98	70.94	63.90
LVB-36-MCT-PC	24W 1680LM 30K/40K/50K Polished-Chrome, 36"		78.98	70.94	63.90
LVB-48-MCT-BN	32W 2240LM 30K/40K/50K Brushed-Nickel, 48"		113.98	102.94	92.90
LVB-48-MCT-PC	32W 2240LM 30K/40K/50K Polished-Chrome, 48"		113.98	102.94	92.90

MODEL LVE MULTI COLOR-TEMPERATURE VANITY LIGHT (3CCT), WITH PC LENS AND METAL RINGS



NEW

CATALOG NO.	DESCRIPTION	PKG. QTY.	NON STOCKING DIST. OR ANY QUANTITY	STOCKING DIST. OR \$2500 MIN.	W/IP OR \$5000 MIN.
LVE-24-MCT-BN	17W 1760LM 3000K/3500K/4000K Brushed Nickel 24"	1	65.98	59.94	53.90
LVE-36-MCT-BN	25W 2560LM 3000K/3500K/4000K Brushed Nickel 36"	1	80.98	72.94	65.90
LVE-48-MCT-BN	34W 3500LM 3000K/3500K/4000K Brushed Nickel 48"	1	90.98	81.94	73.90

MODEL LVA ARCHITECTURAL LED DUAL GLASS MULTI COLOR-TEMPERATURE VANITY LIGHT



NEW

CATALOG NO.	DESCRIPTION	PKG. QTY.	NON STOCKING DIST. OR ANY QUANTITY	STOCKING DIST. OR \$2500 MIN.	W/IP OR \$5000 MIN.
LVA-24-MCT5-BN	20W 1400LM 27K/30K/35K/40K/50K Brushed Nickel 24"	1	85.98	77.94	70.90
LVA-36-MCT5-BN	30W 2100LM 27K/30K/35K/40K/50K Brushed Nickel 36"	1	103.98	93.94	84.90

MODEL LVC ARCHITECTURAL LED MULTI COLOR-TEMPERATURE VANITY LIGHT WITH CUBE PC LENS



NEW

CATALOG NO.	DESCRIPTION	PKG. QTY.	NON STOCKING DIST. OR ANY QUANTITY	STOCKING DIST. OR \$2500 MIN.	W/IP OR \$5000 MIN.
LVC-24-MCT5-BN	16W 1120LM 27K/30K/35K/40K/50K Brushed Nickel 24"	10	51.98	46.94	41.90
LVC-36-MCT5-BN	24W 1680LM 27K/30K/35K/40K/50K Brushed Nickel 36"	10	67.98	60.94	54.90

MODEL LVD ARCHITECTURAL LED MULTI COLOR-TEMPERATURE VANITY LIGHT WITH TUBE PC



NEW

CATALOG NO.	DESCRIPTION	PKG. QTY.	NON STOCKING DIST. OR ANY QUANTITY	STOCKING DIST. OR \$2500 MIN.	W/IP OR \$5000 MIN.
LVD-24-MCT5-BN	16W 1300LM 27K/30K/35K/40K/50K Brushed Nickel 24"	10	47.98	42.94	38.90
LVD-36-MCT5-BN	24W 2000LM 27K/30K/35K/40K/50K Brushed Nickel 36"	10	65.98	59.94	53.90
LVD-48-MCT5-BN	32W 2700LM 27K/30K/35K/40K/50K Brushed Nickel 48"	10	83.98	75.94	68.90

MODEL LVG ARCHITECTURAL LED MULTI COLOR-TEMPERATURE VANITY LIGHT WITH SQUARE PC LENS



NEW


CATALOG NO.	DESCRIPTION	PKG. QTY.	NON STOCKING DIST. OR ANY QUANTITY	STOCKING DIST. OR \$2500 MIN.	W/IP OR \$5000 MIN.
LVG-24-MCT5-BN	18W 1300LM 27K/30K/35K/40K/50K Brushed Nickel 24"	10	53.98	48.94	43.90
LVG-36-MCT5-BN	30W 2000LM 27K/30K/35K/40K/50K Brushed Nickel 36"	10	68.98	61.94	55.90

COMMERCIAL

RESIDENTIAL LIGHTING















ENVIRONMENTAL 5CCT SELECTABLE LED RECESSED LIGHT TRIM- COMPOSITE SERIES



CATALOG NO.	DESCRIPTION	PKG QTY.	NON STOCKING DIST. OR ANY QUANTITY	STOCKING DIST. \$2500 MIN.	W/P OR \$5000 MIN.
 RDPF4-MCT5	10W 800LM 27K/30K/35K/40K/50K 4" BAFFLE	12	5.93	5.39	4.90
RDPF6-MCT5	13W 1040LM 27K/30K/35K/40K/50K 6" BAFFLE	8	7.87	7.15	6.50
RDPS4-MCT5	10W 800LM 27K/30K/35K/40K/50K 4" SMOOTH	12	5.93	5.39	4.90
RDPS6-MCT5	13W 1040LM 27K/30K/35K/40K/50K 6" SMOOTH	8	7.87	7.15	6.50

LED TRIMS 3", 4", 5/6" E26 included in the box (JA8-E-2016 COMPLIANT)



CATALOG NO.	DESCRIPTION	PKG QTY.	NON STOCKING DIST. OR ANY QUANTITY	STOCKING DIST. \$2500 MIN.	W/P OR \$5000 MIN.
 RDL3-27K-WP	9W 540LM 2700K 3"	20	8.48	7.44	6.40
RDL3-30K-WP	9W 540LM 3000K 3"	20	8.48	7.44	6.40
RDL3-41K-WP	9W 540LM 4100K 3"	20	8.48	7.44	6.40
RDL3-50K-WP	9W 540LM 5000K 3"	20	8.48	7.44	6.40
RDL3-MCT5-WP 	7W 560LM 27K/30K/35K/40K/50K 3"	20	8.93	7.89	6.85
 RDL4-27K-WP	12W 650LM 2700K 4"	12	6.53	5.94	5.50
RDL4-30K-WP	12W 700LM 3000K 4"	12	6.53	5.94	5.50
RDL4-35K-WP	12W 725LM 3500K 4"	12	6.53	5.94	5.50
RDL4-41K-WP	12W 750LM 4100K 4"	12	6.53	5.94	5.50
RDL4-50K-WP	12W 800LM 5000K 4"	12	6.53	5.94	5.50
RDL4-65K-WP	12W 850LM 6500K 4"	12	6.53	5.94	5.50
RDL4-MCT5-WP 	8W 650LM 27K/30K/35K/40K/50K  4"	12	6.98	6.39	5.95
 RDL6-27K-WP	19W 1200LM 2700K 5/6"	8	8.29	7.54	7.25
RDL6-30K-WP	19W 1250LM 3000K 5/6"	8	8.29	7.54	7.25
RDL6-35K-WP	19W 1275LM 3500K 5/6"	8	8.29	7.54	7.25
RDL6-41K-WP	19W 1300LM 4100K 5/6"	8	8.29	7.54	7.25
RDL6-50K-WP	19W 1350LM 5000K 5/6"	8	8.29	7.54	7.25
RDL6-65K-WP	19W 1400LM 6500K 5/6"	8	8.29	7.54	7.25
RDL6-MCT5-WP 	14W 1140LM 27K/30K/35K/40K/50K  5/6"	8	8.74	7.99	7.70
 RDL4-BF-27K	10W 650LM 2700K 4"	24	6.53	5.94	5.50
RDL4-BF-30K	10W 680LM 3000K 4"	24	6.53	5.94	5.50
RDL4-BF-30K-ORB	10W 680LM 3000K 4" Oil-Rubbed Bronze	24	7.48	7.02	6.40
RDL4-BF-35K	10W 720LM 3500K 4"	24	6.53	5.94	5.50
RDL4-BF-41K	10W 746LM 4100K 4"	24	6.53	5.94	5.50
RDL4-BF-50K	10W 761LM 5000K 4"	24	6.53	5.94	5.50
 RDL6-BF-27K	18W 1102LM 2700K 5/6"	16	8.22	7.15	6.50
RDL6-BF-30K	18W 1204LM 3000K 5/6"	16	8.22	7.15	6.50
RDL6-BF-30K-ORB	18W 1204LM 3000K 5/6" Oil-Rubbed Bronze	16	8.48	8.02	7.40
RDL6-BF-35K	18W 1280LM 3500K 5/6"	16	8.22	7.15	6.50
RDL6-BF-41K	18W 1300LM 4100K 5/6"	16	8.22	7.15	6.50
RDL6-BF-50K	18W 1350LM 5000K 5/6"	16	8.22	7.15	6.50
 RDL4-ADJ-27K	10W 650LM 2700K 4"	12	12.48	12.02	11.02
RDL4-ADJ-30K	10W 650LM 3000K 4"	12	12.48	12.02	11.02
RDL4-ADJ-41K	10W 650LM 4100K 4"	12	12.48	12.02	11.02
RDL4-ADJ-50K	10W 650LM 5000K 4"	12	12.48	12.02	11.02
RDL4-ADJ-MCT5 	8W 650LM 27K/30K/35K/40K/50K 4"	12	12.93	12.47	11.47
 RDL6-ADJ-27K	13W 900LM 2700K 5/6"	8	13.48	12.44	11.40
RDL6-ADJ-30K	13W 900LM 3000K 5/6"	8	13.48	12.44	11.40
RDL6-ADJ-41K	13W 900LM 4100K 5/6"	8	13.48	12.44	11.40
RDL6-ADJ-50K	13W 900LM 5000K 5/6"	8	13.48	12.44	11.40
RDL6-ADJ-MCT5 	14W 900LM 27K/30K/35K/40K/50K 5/6"	8	13.93	12.89	11.85

RDL-BF TRIMS OPTIONS SEE PAGE 64



FACTORY-INSTALLED OPTIONS, ENTER DESIRED OPTION CODE(S) AS LINE ITEMS ON YOUR PURCHASE ORDER UNDER THE PRODUCT CATALOG NUMBER

WATTS	EM OPTION	DESCRIPTION	PRICE	PHOTOCELL	DESCRIPTION	PRICE	PAINT	PRICE	SENSOR	DESCRIPTION	PRICE
UP TO 19W	OPT-EM-DLIXET	EXTERNAL	166.00	N/A	N/A	N/A	N/A	N/A	N/A	N/A	N/A

LED 5CCT ADJUSTABLE ULTRA SLIM ROUND BACK RECESSED LIGHTS (NOT COMPATIBLE WITH COLOR TRIMS)

NEW



CATALOG NO.	DESCRIPTION	PKG. QTY.	ALL DIST. OR ANY QUANTITY	STOCKING DIST. OR \$2500 MIN.	W/P OR \$5000 MIN.
SSLRB4-MCT5	9W 630LM 27K/30K/35K/40K/50K 4"	24	16.98	14.90	12.90
SSLRB6-MCT5	15W 1125LM 27K/30K/35K/40K/50K 6"	24	19.98	16.94	14.90

With External J-Box Included. No need for Housing



*LED 5CCT ULTRA SLIM RECESSED LIGHTS 3", 4", 6", 8" & 12" 120V

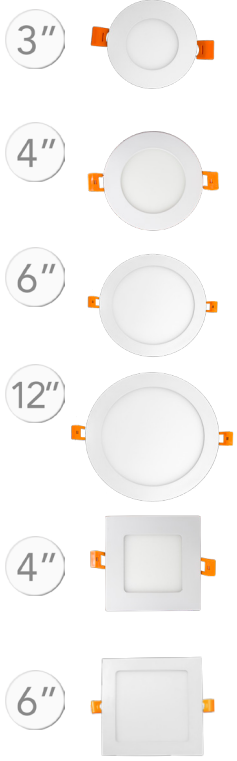


CATALOG NO.	DESCRIPTION	PKG. QTY.	NON STOCKING DIST. OR ANY QUANTITY	STOCKING DIST. OR \$2500 MIN.	W/P OR \$5000 MIN.
RSL3-MCT5	6W 400LM 27K/30K/35K/40K/50K 3"	24	13.19	11.99	10.90
RSL3-MCT5-BN NEW	6W 400LM 27K/30K/35K/40K/50K 3"	24	16.48	10.94	-
RSL3-MCT5-ORB NEW	6W 400LM 27K/30K/35K/40K/50K 3"	24	16.48	10.94	-
RSL4-MCT5	9W 630LM 27K/30K/35K/40K/50K 4"	24	10.77	9.79	8.90
RSL6-MCT5	15W 1125LM 27K/30K/35K/40K/50K 6"	24	13.19	11.99	10.90
RSL8-MCT5	18W 1350LM 27K/30K/35K/40K/50K 8"	24	20.98	18.94	16.50
RSL10-MCT5	20W 1500LM 27K/30K/35K/40K/50K 10"	24	21.98	19.94	17.90
RSL12-MCT5	24W 1800LM 27K/30K/35K/40K/50K 12"	24	24.98	21.94	19.90
SSL4-MCT5	9W 630LM 27K/30K/35K/40K/50K 4"	24	11.98	10.89	9.90
SSL6-MCT5	15W 1125LM 27K/30K/35K/40K/50K 6"	24	14.40	13.09	11.90
SSL12-MCT5	24W 1800LM 27K/30K/35K/40K/50K 12"	24	36.18	32.89	29.90
RSL-EXT-10FT-MCT	10 Ft. Extension Cable for use with all MCT Slim Lights		5.20	-	-

With External J-Box Included. No need for Housing




*LED ULTRA SLIM RECESSED LIGHTS 3", 4", 6", 8" & 12" 120V



CATALOG NO.	DESCRIPTION	WHILE SUPPLIES LAST	PKG. QTY.	ORIGINAL PRICE	ALL DIST. OR ANY QUANTITY
RSL3-27K	6W 400LM 2700K 3"		24	11.26	7.90
RSL3-50K	6W 420LM 5000K 3"		24	11.26	7.90
RSL3-30K-ORB	6W 400LM 3000K 3" Oil-Rubbed Bronze		24	15.85	9.90
RSL4-30K	9W 630LM 3000K 4"		24	11.26	7.90
RSL4-50K	9W 650LM 5000K 4"		24	11.26	7.90
RSL4-30K-BN	9W 630LM 3000K 4" Brushed Nickel		24	16.32	8.90
RSL6-30K	15W 1125LM 3000K 6"		24	12.52	7.90
RSL6-40K	15W 1125LM 4000K 6"		24	12.52	7.90
RSL6-30K-BN	15W 1125LM 3000K 6" Brushed Nickel		24	20.11	8.90
RSL6-30K-ORB	15W 1125LM 3000K 6" Oil-Rubbed Bronze		24	20.11	8.90
RSL12-50K	24W 1800LM 5000K 12"		24	26.44	16.90
SSL4-27K	9W 630LM 2700K 4"		24	13.79	9.90
SSL4-30K	9W 630LM 3000K 4"		24	13.79	8.90
SSL4-40K	9W 650LM 4000K 4"		24	13.79	7.90
SSL4-50K	9W 650LM 5000K 4"		24	13.79	7.90
SSL6-27K	15W 1125LM 2700K 6"		24	15.85	9.90
SSL6-30K	15W 1125LM 3000K 6"		24	15.85	9.90
SSL6-40K	15W 1125LM 4000K 6"		24	15.85	9.90
SSL6-50K	15W 1125LM 5000K 6"		24	15.85	9.90

*With External J-Box Included. No need for Housing



RESIDENTIAL


NEW LOWER PRICES








FACTORY-INSTALLED OPTIONS, ENTER DESIRED OPTION CODE(S) AS LINE ITEMS ON YOUR PURCHASE ORDER UNDER THE PRODUCT CATALOG NUMBER

WATTS	EM OPTION	DESCRIPTION	PRICE	PHOTOCELL	DESCRIPTION	PRICE	PAINT	PRICE	SENSOR	DESCRIPTION	PRICE
UP TO 19W	OPT-EM-DLIEXT	EXTERNAL	166.00	N/A	N/A	N/A	N/A	N/A	N/A	N/A	N/A

LED ULTRA SLIM RECESSED LIGHT ACCESSORIES


	CATALOG NO.	DESCRIPTION	ALL DIST. OR ANY QUANTITY
	RSL3-RI	3" Round Rough-in Plate, 26" Long	5.74
	RSL4-RI	4" Round Rough-in Plate, 26" Long	5.74
	RSL4-RI-13	4" Round Rough-in Plate, 13" Long	5.74
	RSL6-RI	6" Round Rough-in Plate, 26" Long	6.35
	RSL6-RI-13	6" Round Rough-in Plate, 13" Long	6.35
	RSL8-RI	8" Round Rough-in Plate, 26" Long	6.73
	RSL12-RI	12" Round Rough-in Plate, 26" Long	8.94
	SSL4-RI	4" Square Rough-in Plate, 26" Long	8.34
	SSL6-RI	6" Square Rough-in Plate, 26" Long	8.34
	SSL12-RI	12" Square Rough-in Plate, 26" Long	9.12
	RSL-EXT-10FT	10 Ft. Extension Cable for use with all Slim Lights	5.20
	RSL-346-RIBH	3", 4", 6" (Adjustable) Galvanized plate with Bar Hangers	6.35
RSL4-GR	Goof ring for 4in lights with butterfly wings	4.49	
RSL6-GR	Goof ring for 6in lights with butterfly wings	7.39	
RSL8-GR	Goof ring for 8in lights with butterfly wings	8.49	
RSL10-GR	Goof ring for 10in lights with butterfly wings	11.06	
RSL12-GR	Goof ring for 12in lights with butterfly wings	12.69	

LED ULTRA SLIM RECESSED TRIMS (SNAP ON RSL & SSL SLIM LIGHTS)

	CATALOG NO.	DESCRIPTION	ALL DIST. OR ANY QUANTITY
	RSL4-TRM-BK	4" Black Clip-on Trim	1.98
	RSL4-TRM-ORB	4" Oil-rubbed Bronze Clip-on Trim	1.98
	RSL4-TRM-CU	4" Copper Clip-on Trim	2.24
	RSL4-TRM-BZ	4" Bronze Clip-on Trim	2.24
	RSL4-TRM-BN	4" Brushed Nickel Clip-on Trim	1.98
	RSL4-TRM-CH	4" Chrome Clip-on Trim	1.98
	SSL4-TRM-BK	4" Black Clip-on Trim	2.29
	SSL4-TRM-ORB	4" Oil-rubbed Bronze Clip-on Trim	2.29
	SSL4-TRM-CU	4" Copper Clip-on Trim	2.70
	SSL4-TRM-BZ	4" Bronze Clip-on Trim	2.70
	SSL4-TRM-BN	4" Brushed Nickel Clip-on Trim	2.29
	SSL4-TRM-CH	4" Chrome Clip-on Trim	2.29
	RSL6-TRM-BK	6" Black Clip-on Trim	2.24
	RSL6-TRM-ORB	6" Oil-rubbed Bronze Clip-on Trim	2.24
	RSL6-TRM-CU	6" Copper Clip-on Trim	2.70
	RSL6-TRM-BZ	6" Bronze Clip-on Trim	2.70
	RSL6-TRM-BN	6" Brushed Nickel Clip-on Trim	2.24
	RSL6-TRM-CH	6" Chrome Clip-on Trim	2.24
	SSL6-TRM-BK	6" Black Clip-on Trim	2.70
	SSL6-TRM-ORB	6" Oil-rubbed Bronze Clip-on Trim	2.70
	SSL6-TRM-CU	6" Copper Clip-on Trim	3.13
	SSL6-TRM-BZ	6" Bronze Clip-on Trim	3.13
	SSL6-TRM-BN	6" Brushed Nickel Clip-on Trim	2.70
	SSL6-TRM-CH	6" Chrome Clip-on Trim	2.70

LED BAFFLE AND SMOOTH RECESSED TRIMS (CLIP-ON RDL-BF LIGHTS)

NEW

	CATALOG NO.	DESCRIPTION	ALL DIST. OR ANY QUANTITY
	RDL4-BF-TRMB-BK	RDL4-BF series color trim, baffle, black finish	2.84
	RDL4-BF-TRMB-BN	RDL4-BF series color trim, baffle, brushed nickel finish	4.32
	RDL4-BF-TRMB-ORB	RDL4-BF series color trim, baffle, oil-rubbed bronze finish	2.84
	RDL6-BF-TRMB-BK	RDL6-BF series color trim, baffle, black finish	3.63
	RDL6-BF-TRMB-BN	RDL6-BF series color trim, baffle, brushed nickel	5.45
	RDL6-BF-TRMB-ORB	RDL6-BF series color trim, baffle, oil-rubbed bronze finish	3.63
	RDL4-BF-TRMS-BK	RDL4-BF series color trim, smooth, black finish	2.48
	RDL4-BF-TRMS-BN	RDL4-BF series color trim, smooth, brushed nickel	3.99
	RDL4-BF-TRMS-WH	RDL4-BF series color trim, smooth, white finish	2.48
	RDL4-BF-TRMS-ORB	RDL4-BF series color trim, smooth, oil-rubbed bronze finish	2.48
	RDL6-BF-TRMS-BK	RDL6-BF series color trim, smooth, black finish	3.23
	RDL6-BF-TRMS-BN	RDL6-BF series color trim, smooth, brushed nickel	5.05
	RDL6-BF-TRMS-WH	RDL6-BF series color trim, smooth, white finish	3.23
	RDL6-BF-TRMS-ORB	RDL6-BF series color trim, smooth, oil-rubbed bronze finish	3.23

LED 5CCT SLIM REGRESSED BAFFLE LIGHTS, 120V



CATALOG NO.	DESCRIPTION	PKG. QTY.	NON STOCKING DIST. OR ANY QUANTITY	STOCKING DIST. OR \$2500 MIN.	WIP OR \$5000 MIN.
RSL4-BF-MCT5	9W 650LM 27K/30K/35K/40K/50K 4"	12	16.98	14.94	12.90
RSL6-BF-MCT5	12W 900LM 27K/30K/35K/40K/50K 6"	12	17.98	15.94	13.90
RSL-BF-EXT-10FT-MCT5	10 FT Extension Cord	-	3.21	3.21	3.21
RSL-BF-EXT-20FT-MCT5	20 FT Extension Cord	-	4.47	4.47	4.47
RSL-BF-EXT-6FT-MCT5	6 FT Extension Cord	-	2.06	2.06	2.06



LED COMMERCIAL SLIM RECESSED REGRESSED BAFFLE LIGHTS 120-277V, 0-10V DIMMING



CATALOG NO.	DESCRIPTION	PKG. QTY.	NON STOCKING DIST. OR ANY QUANTITY	STOCKING DIST. OR \$2500 MIN.	WIP OR \$5000 MIN.
RSLC6-BF-30K	12W 900LM 3000K 6"	12	20.98	18.94	16.90
RSLC6-BF-40K	12W 900LM 4000K 6"	12	20.98	18.94	16.90
RSLC6-BF-50K	12W 900LM 5000K 6"	12	20.98	18.94	16.90
RSLC8-BF-30K	24W 1900LM 3000K 8"	12	25.98	22.94	20.90
RSLC8-BF-40K	24W 1900LM 4000K 8"	12	25.98	22.94	20.90
RSLC8-BF-50K	24W 1900LM 5000K 8"	12	25.98	22.94	20.90
RSL-BF-EXT-6FT	RSL-BF 6FT. DC extension cord	-	2.06	-	-
RSL-BF-EXT-10FT	RSL-BF 10FT. DC extension cord	-	3.21	-	-
RSL-BF-EXT-20FT	RSL-BF 20FT. DC extension cord	-	4.47	-	-



LED 5CCT ADJUSTABLE ULTRA SLIM RECESSED LIGHTS



CATALOG NO.	DESCRIPTION	PKG. QTY.	ALL DIST. OR ANY QUANTITY	STOCKING DIST. OR \$2500 MIN.	WIP OR \$5000 MIN.
RSL4-ADJ-MCT5	9W 700LM 27K/30K/35K/40K/50K 4"	24	19.24	17.49	15.90
RSL6-ADJ-MCT5	12W 900LM 27K/30K/35K/40K/50K 6"	24	24.08	21.89	19.90



LED ADJUSTABLE ULTRA SLIM RECESSED LIGHTS



CATALOG NO.	DESCRIPTION	PKG. QTY.	ALL DIST. OR ANY QUANTITY	STOCKING DIST. OR \$2500 MIN.	WIP OR \$5000 MIN.
RSL4-ADJ-27K	9W 700LM 2700K 4"	24	12.90	-	-
RSL4-ADJ-30K	9W 700LM 3000K 4"	24	12.90	-	-
RSL4-ADJ-40K	9W 700LM 4000K 4"	24	12.90	-	-
RSL4-ADJ-50K	9W 700LM 5000K 4"	24	12.90	-	-
RSL6-ADJ-27K	12W 900LM 2700K 6"	24	14.90	-	-
RSL6-ADJ-30K	12W 900LM 3000K 6"	24	14.90	-	-
RSL6-ADJ-40K	12W 900LM 4000K 6"	24	14.90	-	-
RSL6-ADJ-50K	12W 900LM 5000K 6"	24	14.90	-	-
RSL6-ADJ-MCT5	12W 900LM MULTI-CCT:3000K,4000K,5000K 6"	24	23.91	20.79	18.90



4" LED CCT5 ADJUSTABLE PULL-DOWN ULTRA SLIM RECESSED LIGHTS



CATALOG NO.	DESCRIPTION	PKG. QTY.	ALL DIST. OR ANY QUANTITY	STOCKING DIST. OR \$2500 MIN.	WIP OR \$5000 MIN.
RSL4-APD-MCT5	10W 700LM 27K/30K/35K/40K/50K 4"	12	28.92	26.29	23.90



4" LED ADJUSTABLE PULL-DOWN ULTRA SLIM RECESSED LIGHTS





CATALOG NO.	DESCRIPTION	PKG. QTY.	ALL DIST. OR ANY QUANTITY
RSL4-APD-27K	12W 700LM 2700K 4"	12	19.90
RSL4-APD-30K	12W 700LM 3000K 4"	12	19.90
RSL4-APD-40K	12W 700LM 4000K 4"	12	19.90
RSL4-APD-50K	12W 700LM 5000K 4"	12	19.90



RESIDENTIAL

2" LED RECESSED LIGHTS (Baffle)(JA8-E-2016 COMPLIANT)





CATALOG NO.	DESCRIPTION	PKG. QTY.	ALL DIST. OR ANY QUANTITY	STOCKING DIST. OR \$2500 MIN.	W/P OR \$5000 MIN.
 RDL2S-BF-27K-WH	8W 600LM 2700K Round	18	19.98	17.94	15.90
RDL2S-BF-30K-WH	8W 600LM 3000K Round	18	19.98	17.94	15.90
RDL2S-BF-40K-WH	8W 600LM 4000K Round	18	19.98	17.94	15.90
RDL2S-BF-50K-WH	8W 600LM 5000K Round	18	19.98	17.94	15.90
RDL2S-BF-MCT-WH NEW	8W 600LM 3000K/4000K/5000K Round MCT	18	36.19	23.44	22.40
 SDL2S-BF-27K-WH	8W 600LM 2700K Square	18	20.98	18.94	16.90
SDL2S-BF-30K-WH	8W 600LM 3000K Square	18	20.98	18.94	16.90
SDL2S-BF-40K-WH	8W 600LM 4000K Square	18	20.98	18.94	16.90
SDL2S-BF-50K-WH	8W 600LM 5000K Square	18	20.98	18.94	16.90
SDL2S-BF-MCT-WH NEW	8W 600LM 3000K/4000K/5000K Square MCT	18	37.61	24.44	23.40
RSL-346-RIBH	3", 4", 6" (Adjustable) Galvanized plate with Bar Hangers		6.35	-	-

NEW LOWER PRICES

3" LED ADJUSTABLE (EYEBALL) RECESSED LIGHTS (JA8-E-2016 COMPLIANT)




CATALOG NO.	DESCRIPTION	PKG. QTY.	ALL DIST. OR ANY QUANTITY	STOCKING DIST. OR \$2500 MIN.	W/P OR \$5000 MIN.
 RDL3S-ADJ-27K-WH	8W 600LM 2700K Round	18	19.98	17.94	15.90
RDL3S-ADJ-30K-WH	8W 600LM 3000K Round	18	19.98	17.94	15.90
RDL3S-ADJ-40K-WH	8W 600LM 4000K Round	18	19.98	17.94	15.90
RDL3S-ADJ-50K-WH	8W 600LM 5000K Round	18	19.98	17.94	15.90
 SDL3S-ADJ-27K-WH	8W 600LM 2700K Square	18	20.98	18.94	16.90
SDL3S-ADJ-30K-WH	8W 600LM 3000K Square	18	20.98	18.94	16.90
SDL3S-ADJ-40K-WH	8W 600LM 4000K Square	18	20.98	18.94	16.90
SDL3S-ADJ-50K-WH	8W 600LM 5000K Square	18	20.98	18.94	16.90
RSL-346-RIBH	3", 4", 6" (Adjustable) Galvanized plate with Bar Hangers		6.35	-	-

NEW LOWER PRICES



LED EMERGENCY DRIVER FOR ALL RECESSED TRIMS



CATALOG NO.	DESCRIPTION	NON STOCKING DIST. OR ANY QUANTITY	STOCKING DIST. OR \$2500 MIN.	W/P OR \$5000 MIN.
 ELB-0895	Field-installed emergency ballast for all LED recessed trims; Input voltage: 100-277VAC, 50-60Hz; Output: 8W Maximum for 90 minutes	118.80	99.00	95.04

LED SQUARE TRIMS 4", 5/6"



CATALOG NO.	DESCRIPTION	PKG. QTY.	NON STOCKING DIST. OR ANY QUANTITY	STOCKING DIST. OR \$2500 MIN.	W/P OR \$5000 MIN.
 4" SDL4-BF-27K	10W 600LM 2700K 4"	24	12.52	10.89	9.90
SDL4-BF-30K	10W 650LM 3000K 4"	24	12.52	10.89	9.90
SDL4-BF-41K	10W 700LM 4100K 4"	24	12.52	10.89	9.90
SDL4-BF-50K	10W 700LM 5000K 4"	24	12.52	10.89	9.90
 5 1/6" SDL6-BF-27K	16.5W 1073LM 2700K 5/6"	16	15.05	13.09	11.90
SDL6-BF-30K	16.5W 1100LM 3000K 5/6"	16	15.05	13.09	11.90
SDL6-BF-41K	16.5W 1150LM 4100K 5/6"	16	15.05	13.09	11.90
SDL6-BF-50K	16.5W 1200LM 5000K 5/6"	16	15.05	13.09	11.90

BAFFLE



FACTORY-INSTALLED OPTIONS, ENTER DESIRED OPTION CODE(S) AS LINE ITEMS ON YOUR PURCHASE ORDER UNDER THE PRODUCT CATALOG NUMBER

WATTS	EM OPTION	DESCRIPTION	PRICE	PHOTOCELL	DESCRIPTION	PRICE	PAINT	PRICE	SENSOR	DESCRIPTION	PRICE
UP TO 19W	OPT-EM-DLIEXT	EXTERNAL	166.00	N/A	N/A	N/A	N/A	N/A	N/A	N/A	N/A

COMPLETE ITEM CODE

3" OPEN RECESSED LIGHTS



WHITE BLACK ON BLACK BLACK CLEAR MATTE SILVER MATTE GOLD

4" OPEN RECESSED LIGHTS



WHITE BLACK ON BLACK BLACK CLEAR MATTE SILVER MATTE GOLD

ENGINE

7W & 10W ENGINE




OPEN TRIMS

3" OPEN TRIMS



WHITE BLACK ON BLACK BLACK CLEAR MATTE SILVER MATTE GOLD

4" OPEN TRIMS



WHITE BLACK ON BLACK BLACK CLEAR MATTE SILVER MATTE GOLD

OPEN RECESSED LIGHTS	NON STOCKING DIST. OR ANY QUANTITY	STOCKING DIST. OR \$2500 MIN.	WIP OR \$5000 MIN.
All Complete Item Code	26.37	23.97	21.80
All 7W & 10W Engine	20.10	18.27	16.61
All 3" & 4" Open Trim	6.27	5.70	5.19

3" LED ARCHITECTURAL WINGED OPEN RECESSED LIGHTS			
	Complete Item code	Compl: Engine	Comp2: Trim
7W & White	LRD-7W-27K-3WTR-WH	LRD-EGN-7W-27K-D	LRD-WTR3-WH
	LRD-7W-30K-3WTR-WH	LRD-EGN-7W-30K-D	LRD-WTR3-WH
	LRD-7W-35K-3WTR-WH	LRD-EGN-7W-35K-D	LRD-WTR3-WH
	LRD-7W-40K-3WTR-WH	LRD-EGN-7W-40K-D	LRD-WTR3-WH
	LRD-7W-50K-3WTR-WH	LRD-EGN-7W-50K-D	LRD-WTR3-WH
7W & Black	LRD-7W-27K-3WTR-BK	LRD-EGN-7W-27K-D	LRD-WTR3-BK
	LRD-7W-30K-3WTR-BK	LRD-EGN-7W-30K-D	LRD-WTR3-BK
	LRD-7W-35K-3WTR-BK	LRD-EGN-7W-35K-D	LRD-WTR3-BK
	LRD-7W-40K-3WTR-BK	LRD-EGN-7W-40K-D	LRD-WTR3-BK
	LRD-7W-50K-3WTR-BK	LRD-EGN-7W-50K-D	LRD-WTR3-BK
7W & Black on Black	LRD-7W-27K-3WTR-ABK	LRD-EGN-7W-27K-D	LRD-WTR3-ABK
	LRD-7W-30K-3WTR-ABK	LRD-EGN-7W-30K-D	LRD-WTR3-ABK
	LRD-7W-35K-3WTR-ABK	LRD-EGN-7W-35K-D	LRD-WTR3-ABK
	LRD-7W-40K-3WTR-ABK	LRD-EGN-7W-40K-D	LRD-WTR3-ABK
	LRD-7W-50K-3WTR-ABK	LRD-EGN-7W-50K-D	LRD-WTR3-ABK
7W & Clear	LRD-7W-27K-3WTR-C	LRD-EGN-7W-27K-D	LRD-WTR3-C
	LRD-7W-30K-3WTR-C	LRD-EGN-7W-30K-D	LRD-WTR3-C
	LRD-7W-35K-3WTR-C	LRD-EGN-7W-35K-D	LRD-WTR3-C
	LRD-7W-40K-3WTR-C	LRD-EGN-7W-40K-D	LRD-WTR3-C
	LRD-7W-50K-3WTR-C	LRD-EGN-7W-50K-D	LRD-WTR3-C
7W & Matte Silver	LRD-7W-27K-3WTR-HZ	LRD-EGN-7W-27K-D	LRD-WTR3-HZ
	LRD-7W-30K-3WTR-HZ	LRD-EGN-7W-30K-D	LRD-WTR3-HZ
	LRD-7W-35K-3WTR-HZ	LRD-EGN-7W-35K-D	LRD-WTR3-HZ
	LRD-7W-40K-3WTR-HZ	LRD-EGN-7W-40K-D	LRD-WTR3-HZ
	LRD-7W-50K-3WTR-HZ	LRD-EGN-7W-50K-D	LRD-WTR3-HZ
7W & Matte Gold	LRD-7W-27K-3WTR-MG	LRD-EGN-7W-27K-D	LRD-WTR3-MG
	LRD-7W-30K-3WTR-MG	LRD-EGN-7W-30K-D	LRD-WTR3-MG
	LRD-7W-35K-3WTR-MG	LRD-EGN-7W-35K-D	LRD-WTR3-MG
	LRD-7W-40K-3WTR-MG	LRD-EGN-7W-40K-D	LRD-WTR3-MG
	LRD-7W-50K-3WTR-MG	LRD-EGN-7W-50K-D	LRD-WTR3-MG
10W & White	LRD-10W-27K-3WTR-WH	LRD-EGN-10W-27K-D	LRD-WTR3-WH
	LRD-10W-30K-3WTR-WH	LRD-EGN-10W-30K-D	LRD-WTR3-WH
	LRD-10W-35K-3WTR-WH	LRD-EGN-10W-35K-D	LRD-WTR3-WH
	LRD-10W-40K-3WTR-WH	LRD-EGN-10W-40K-D	LRD-WTR3-WH
	LRD-10W-50K-3WTR-WH	LRD-EGN-10W-50K-D	LRD-WTR3-WH
10W & Black	LRD-10W-27K-3WTR-BK	LRD-EGN-10W-27K-D	LRD-WTR3-BK
	LRD-10W-30K-3WTR-BK	LRD-EGN-10W-30K-D	LRD-WTR3-BK
	LRD-10W-35K-3WTR-BK	LRD-EGN-10W-35K-D	LRD-WTR3-BK
	LRD-10W-40K-3WTR-BK	LRD-EGN-10W-40K-D	LRD-WTR3-BK
	LRD-10W-50K-3WTR-BK	LRD-EGN-10W-50K-D	LRD-WTR3-BK
10W & Black on Black	LRD-10W-27K-3WTR-ABK	LRD-EGN-10W-27K-D	LRD-WTR3-ABK
	LRD-10W-30K-3WTR-ABK	LRD-EGN-10W-30K-D	LRD-WTR3-ABK
	LRD-10W-35K-3WTR-ABK	LRD-EGN-10W-35K-D	LRD-WTR3-ABK
	LRD-10W-40K-3WTR-ABK	LRD-EGN-10W-40K-D	LRD-WTR3-ABK
	LRD-10W-50K-3WTR-ABK	LRD-EGN-10W-50K-D	LRD-WTR3-ABK
10W & Clear	LRD-10W-27K-3WTR-C	LRD-EGN-10W-27K-D	LRD-WTR3-C
	LRD-10W-30K-3WTR-C	LRD-EGN-10W-30K-D	LRD-WTR3-C
	LRD-10W-35K-3WTR-C	LRD-EGN-10W-35K-D	LRD-WTR3-C
	LRD-10W-40K-3WTR-C	LRD-EGN-10W-40K-D	LRD-WTR3-C
	LRD-10W-50K-3WTR-C	LRD-EGN-10W-50K-D	LRD-WTR3-C
10W & Matte Silver	LRD-10W-27K-3WTR-HZ	LRD-EGN-10W-27K-D	LRD-WTR3-HZ
	LRD-10W-30K-3WTR-HZ	LRD-EGN-10W-30K-D	LRD-WTR3-HZ
	LRD-10W-35K-3WTR-HZ	LRD-EGN-10W-35K-D	LRD-WTR3-HZ
	LRD-10W-40K-3WTR-HZ	LRD-EGN-10W-40K-D	LRD-WTR3-HZ
	LRD-10W-50K-3WTR-HZ	LRD-EGN-10W-50K-D	LRD-WTR3-HZ
10W & Matte Gold	LRD-10W-27K-3WTR-MG	LRD-EGN-10W-27K-D	LRD-WTR3-MG
	LRD-10W-30K-3WTR-MG	LRD-EGN-10W-30K-D	LRD-WTR3-MG
	LRD-10W-35K-3WTR-MG	LRD-EGN-10W-35K-D	LRD-WTR3-MG
	LRD-10W-40K-3WTR-MG	LRD-EGN-10W-40K-D	LRD-WTR3-MG
	LRD-10W-50K-3WTR-MG	LRD-EGN-10W-50K-D	LRD-WTR3-MG

4" LED ARCHITECTURAL WINGED OPEN RECESSED LIGHTS		
Complete Item code	Compl: Engine	Comp2: Trim
LRD-7W-27K-4WTR-WH	LRD-EGN-7W-27K-D	LRD-WTR4-WH
LRD-7W-30K-4WTR-WH	LRD-EGN-7W-30K-D	LRD-WTR4-WH
LRD-7W-35K-4WTR-WH	LRD-EGN-7W-35K-D	LRD-WTR4-WH
LRD-7W-40K-4WTR-WH	LRD-EGN-7W-40K-D	LRD-WTR4-WH
LRD-7W-50K-4WTR-WH	LRD-EGN-7W-50K-D	LRD-WTR4-WH
LRD-7W-27K-4WTR-BK	LRD-EGN-7W-27K-D	LRD-WTR4-BK
LRD-7W-30K-4WTR-BK	LRD-EGN-7W-30K-D	LRD-WTR4-BK
LRD-7W-35K-4WTR-BK	LRD-EGN-7W-35K-D	LRD-WTR4-BK
LRD-7W-40K-4WTR-BK	LRD-EGN-7W-40K-D	LRD-WTR4-BK
LRD-7W-50K-4WTR-BK	LRD-EGN-7W-50K-D	LRD-WTR4-BK
LRD-7W-27K-4WTR-ABK	LRD-EGN-7W-27K-D	LRD-WTR4-ABK
LRD-7W-30K-4WTR-ABK	LRD-EGN-7W-30K-D	LRD-WTR4-ABK
LRD-7W-35K-4WTR-ABK	LRD-EGN-7W-35K-D	LRD-WTR4-ABK
LRD-7W-40K-4WTR-ABK	LRD-EGN-7W-40K-D	LRD-WTR4-ABK
LRD-7W-50K-4WTR-ABK	LRD-EGN-7W-50K-D	LRD-WTR4-ABK
LRD-7W-27K-4WTR-C	LRD-EGN-7W-27K-D	LRD-WTR4-C
LRD-7W-30K-4WTR-C	LRD-EGN-7W-30K-D	LRD-WTR4-C
LRD-7W-35K-4WTR-C	LRD-EGN-7W-35K-D	LRD-WTR4-C
LRD-7W-40K-4WTR-C	LRD-EGN-7W-40K-D	LRD-WTR4-C
LRD-7W-50K-4WTR-C	LRD-EGN-7W-50K-D	LRD-WTR4-C
LRD-7W-27K-4WTR-HZ	LRD-EGN-7W-27K-D	LRD-WTR4-HZ
LRD-7W-30K-4WTR-HZ	LRD-EGN-7W-30K-D	LRD-WTR4-HZ
LRD-7W-35K-4WTR-HZ	LRD-EGN-7W-35K-D	LRD-WTR4-HZ
LRD-7W-40K-4WTR-HZ	LRD-EGN-7W-40K-D	LRD-WTR4-HZ
LRD-7W-50K-4WTR-HZ	LRD-EGN-7W-50K-D	LRD-WTR4-HZ
LRD-7W-27K-4WTR-MG	LRD-EGN-7W-27K-D	LRD-WTR4-MG
LRD-7W-30K-4WTR-MG	LRD-EGN-7W-30K-D	LRD-WTR4-MG
LRD-7W-35K-4WTR-MG	LRD-EGN-7W-35K-D	LRD-WTR4-MG
LRD-7W-40K-4WTR-MG	LRD-EGN-7W-40K-D	LRD-WTR4-MG
LRD-7W-50K-4WTR-MG	LRD-EGN-7W-50K-D	LRD-WTR4-MG
LRD-10W-27K-4WTR-WH	LRD-EGN-10W-27K-D	LRD-WTR4-WH
LRD-10W-30K-4WTR-WH	LRD-EGN-10W-30K-D	LRD-WTR4-WH
LRD-10W-35K-4WTR-WH	LRD-EGN-10W-35K-D	LRD-WTR4-WH
LRD-10W-40K-4WTR-WH	LRD-EGN-10W-40K-D	LRD-WTR4-WH
LRD-10W-50K-4WTR-WH	LRD-EGN-10W-50K-D	LRD-WTR4-WH
LRD-10W-27K-4WTR-BK	LRD-EGN-10W-27K-D	LRD-WTR4-BK
LRD-10W-30K-4WTR-BK	LRD-EGN-10W-30K-D	LRD-WTR4-BK
LRD-10W-35K-4WTR-BK	LRD-EGN-10W-35K-D	LRD-WTR4-BK
LRD-10W-40K-4WTR-BK	LRD-EGN-10W-40K-D	LRD-WTR4-BK
LRD-10W-50K-4WTR-BK	LRD-EGN-10W-50K-D	LRD-WTR4-BK
LRD-10W-27K-4WTR-ABK	LRD-EGN-10W-27K-D	LRD-WTR4-ABK
LRD-10W-30K-4WTR-ABK	LRD-EGN-10W-30K-D	LRD-WTR4-ABK
LRD-10W-35K-4WTR-ABK	LRD-EGN-10W-35K-D	LRD-WTR4-ABK
LRD-10W-40K-4WTR-ABK	LRD-EGN-10W-40K-D	LRD-WTR4-ABK
LRD-10W-50K-4WTR-ABK	LRD-EGN-10W-50K-D	LRD-WTR4-ABK
LRD-10W-27K-4WTR-C	LRD-EGN-10W-27K-D	LRD-WTR4-C
LRD-10W-30K-4WTR-C	LRD-EGN-10W-30K-D	LRD-WTR4-C
LRD-10W-35K-4WTR-C	LRD-EGN-10W-35K-D	LRD-WTR4-C
LRD-10W-40K-4WTR-C	LRD-EGN-10W-40K-D	LRD-WTR4-C
LRD-10W-50K-4WTR-C	LRD-EGN-10W-50K-D	LRD-WTR4-C
LRD-10W-27K-4WTR-HZ	LRD-EGN-10W-27K-D	LRD-WTR4-HZ
LRD-10W-30K-4WTR-HZ	LRD-EGN-10W-30K-D	LRD-WTR4-HZ
LRD-10W-35K-4WTR-HZ	LRD-EGN-10W-35K-D	LRD-WTR4-HZ
LRD-10W-40K-4WTR-HZ	LRD-EGN-10W-40K-D	LRD-WTR4-HZ
LRD-10W-50K-4WTR-HZ	LRD-EGN-10W-50K-D	LRD-WTR4-HZ
LRD-10W-27K-4WTR-MG	LRD-EGN-10W-27K-D	LRD-WTR4-MG
LRD-10W-30K-4WTR-MG	LRD-EGN-10W-30K-D	LRD-WTR4-MG
LRD-10W-35K-4WTR-MG	LRD-EGN-10W-35K-D	LRD-WTR4-MG
LRD-10W-40K-4WTR-MG	LRD-EGN-10W-40K-D	LRD-WTR4-MG
LRD-10W-50K-4WTR-MG	LRD-EGN-10W-50K-D	LRD-WTR4-MG

RESIDENTIAL

COMPLETE ITEM CODE

ENGINE


PIN HOLE TRIMS

COMPLETE ITEM CODE

ENGINE

SLOT TRIMS

3" PIN HOLE RECESSED LIGHTS



7W & 10W ENGINE



3" PIN HOLE TRIMS



4" PIN HOLE TRIMS



3" SLOT RECESSED LIGHTS




7W & 10W ENGINE



3" SLOT TRIMS



4" SLOT TRIMS



4" PIN HOLE RECESSED LIGHTS



4" SLOT RECESSED LIGHTS



PIN HOLE RECESSED LIGHTS	NON STOCKING DIST. OR ANY QUANTITY	STOCKING DIST. OR \$2500 MIN.	W/P OR \$5000 MIN.
All Complete Item Code	26.37	23.97	21.80
All 7W & 10W Engine	20.10	18.27	16.61
All 3" & 4" Pin hole Trim	6.27	5.70	5.19

SLOT RECESSED LIGHTS	NON STOCKING DIST. OR ANY QUANTITY	STOCKING DIST. OR \$2500 MIN.	W/P OR \$5000 MIN.
All Complete Item Code	26.37	23.97	21.80
All 7W & 10W Engine	20.10	18.27	16.61
All 3" & 4" Slot Trim	6.27	5.70	5.19

RESIDENTIAL

3" LED ARCHITECTURAL WINGED PIN HOLE RECESSED LIGHTS			
	Complete Item code	Comp1: Engine	Comp2: Trim
7w & White	LRD-7W-27K-3WTRPH-WH	LRD-EGN-7W-27K-D	LRD-WTR3PH-WH
	LRD-7W-30K-3WTRPH-WH	LRD-EGN-7W-30K-D	LRD-WTR3PH-WH
	LRD-7W-35K-3WTRPH-WH	LRD-EGN-7W-35K-D	LRD-WTR3PH-WH
	LRD-7W-40K-3WTRPH-WH	LRD-EGN-7W-40K-D	LRD-WTR3PH-WH
	LRD-7W-50K-3WTRPH-WH	LRD-EGN-7W-50K-D	LRD-WTR3PH-WH
7w & Black	LRD-7W-27K-3WTRPH-BK	LRD-EGN-7W-27K-D	LRD-WTR3PH-BK
	LRD-7W-30K-3WTRPH-BK	LRD-EGN-7W-30K-D	LRD-WTR3PH-BK
	LRD-7W-35K-3WTRPH-BK	LRD-EGN-7W-35K-D	LRD-WTR3PH-BK
	LRD-7W-40K-3WTRPH-BK	LRD-EGN-7W-40K-D	LRD-WTR3PH-BK
	LRD-7W-50K-3WTRPH-BK	LRD-EGN-7W-50K-D	LRD-WTR3PH-BK
10w & White	LRD-10W-27K-3WTRPH-WH	LRD-EGN-10W-27K-D	LRD-WTR3PH-WH
	LRD-10W-30K-3WTRPH-WH	LRD-EGN-10W-30K-D	LRD-WTR3PH-WH
	LRD-10W-35K-3WTRPH-WH	LRD-EGN-10W-35K-D	LRD-WTR3PH-WH
	LRD-10W-40K-3WTRPH-WH	LRD-EGN-10W-40K-D	LRD-WTR3PH-WH
	LRD-10W-50K-3WTRPH-WH	LRD-EGN-10W-50K-D	LRD-WTR3PH-WH
10w & Black	LRD-10W-27K-3WTRPH-BK	LRD-EGN-10W-27K-D	LRD-WTR3PH-BK
	LRD-10W-30K-3WTRPH-BK	LRD-EGN-10W-30K-D	LRD-WTR3PH-BK
	LRD-10W-35K-3WTRPH-BK	LRD-EGN-10W-35K-D	LRD-WTR3PH-BK
	LRD-10W-40K-3WTRPH-BK	LRD-EGN-10W-40K-D	LRD-WTR3PH-BK
	LRD-10W-50K-3WTRPH-BK	LRD-EGN-10W-50K-D	LRD-WTR3PH-BK
4" LED ARCHITECTURAL WINGED PIN HOLE RECESSED LIGHTS			
	Complete Item code	Comp1: Engine	Comp2: Trim
7w & White	LRD-7W-27K-4WTRPH-WH	LRD-EGN-7W-27K-D	LRD-WTR4PH-WH
	LRD-7W-30K-4WTRPH-WH	LRD-EGN-7W-30K-D	LRD-WTR4PH-WH
	LRD-7W-35K-4WTRPH-WH	LRD-EGN-7W-35K-D	LRD-WTR4PH-WH
	LRD-7W-40K-4WTRPH-WH	LRD-EGN-7W-40K-D	LRD-WTR4PH-WH
	LRD-7W-50K-4WTRPH-WH	LRD-EGN-7W-50K-D	LRD-WTR4PH-WH
7w & Black	LRD-7W-27K-4WTRPH-BK	LRD-EGN-7W-27K-D	LRD-WTR4PH-BK
	LRD-7W-30K-4WTRPH-BK	LRD-EGN-7W-30K-D	LRD-WTR4PH-BK
	LRD-7W-35K-4WTRPH-BK	LRD-EGN-7W-35K-D	LRD-WTR4PH-BK
	LRD-7W-40K-4WTRPH-BK	LRD-EGN-7W-40K-D	LRD-WTR4PH-BK
	LRD-7W-50K-4WTRPH-BK	LRD-EGN-7W-50K-D	LRD-WTR4PH-BK
10w & White	LRD-10W-27K-4WTRPH-WH	LRD-EGN-10W-27K-D	LRD-WTR4PH-WH
	LRD-10W-30K-4WTRPH-WH	LRD-EGN-10W-30K-D	LRD-WTR4PH-WH
	LRD-10W-35K-4WTRPH-WH	LRD-EGN-10W-35K-D	LRD-WTR4PH-WH
	LRD-10W-40K-4WTRPH-WH	LRD-EGN-10W-40K-D	LRD-WTR4PH-WH
	LRD-10W-50K-4WTRPH-WH	LRD-EGN-10W-50K-D	LRD-WTR4PH-WH
10w & Black	LRD-10W-27K-4WTRPH-BK	LRD-EGN-10W-27K-D	LRD-WTR4PH-BK
	LRD-10W-30K-4WTRPH-BK	LRD-EGN-10W-30K-D	LRD-WTR4PH-BK
	LRD-10W-35K-4WTRPH-BK	LRD-EGN-10W-35K-D	LRD-WTR4PH-BK
	LRD-10W-40K-4WTRPH-BK	LRD-EGN-10W-40K-D	LRD-WTR4PH-BK
	LRD-10W-50K-4WTRPH-BK	LRD-EGN-10W-50K-D	LRD-WTR4PH-BK

3" LED ARCHITECTURAL WINGED SLOT RECESSED LIGHTS		
Complete Item code	Comp1: Engine	Comp2: Trim
LRD-7W-27K-3WTRSL-WH	LRD-EGN-7W-27K-D	LRD-WTR3SL-WH
LRD-7W-30K-3WTRSL-WH	LRD-EGN-7W-30K-D	LRD-WTR3SL-WH
LRD-7W-35K-3WTRSL-WH	LRD-EGN-7W-35K-D	LRD-WTR3SL-WH
LRD-7W-40K-3WTRSL-WH	LRD-EGN-7W-40K-D	LRD-WTR3SL-WH
LRD-7W-50K-3WTRSL-WH	LRD-EGN-7W-50K-D	LRD-WTR3SL-WH
LRD-7W-27K-3WTRSL-BK	LRD-EGN-7W-27K-D	LRD-WTR3SL-BK
LRD-7W-30K-3WTRSL-BK	LRD-EGN-7W-30K-D	LRD-WTR3SL-BK
LRD-7W-35K-3WTRSL-BK	LRD-EGN-7W-35K-D	LRD-WTR3SL-BK
LRD-7W-40K-3WTRSL-BK	LRD-EGN-7W-40K-D	LRD-WTR3SL-BK
LRD-7W-50K-3WTRSL-BK	LRD-EGN-7W-50K-D	LRD-WTR3SL-BK
LRD-10W-27K-3WTRSL-WH	LRD-EGN-10W-27K-D	LRD-WTR3SL-WH
LRD-10W-30K-3WTRSL-WH	LRD-EGN-10W-30K-D	LRD-WTR3SL-WH
LRD-10W-35K-3WTRSL-WH	LRD-EGN-10W-35K-D	LRD-WTR3SL-WH
LRD-10W-40K-3WTRSL-WH	LRD-EGN-10W-40K-D	LRD-WTR3SL-WH
LRD-10W-50K-3WTRSL-WH	LRD-EGN-10W-50K-D	LRD-WTR3SL-WH
LRD-10W-27K-3WTRSL-BK	LRD-EGN-10W-27K-D	LRD-WTR3SL-BK
LRD-10W-30K-3WTRSL-BK	LRD-EGN-10W-30K-D	LRD-WTR3SL-BK
LRD-10W-35K-3WTRSL-BK	LRD-EGN-10W-35K-D	LRD-WTR3SL-BK
LRD-10W-40K-3WTRSL-BK	LRD-EGN-10W-40K-D	LRD-WTR3SL-BK
LRD-10W-50K-3WTRSL-BK	LRD-EGN-10W-50K-D	LRD-WTR3SL-BK
4" LED ARCHITECTURAL WINGED SLOT RECESSED LIGHTS		
Complete Item code	Comp1: Engine	Comp2: Trim
LRD-7W-27K-4WTRSL-WH	LRD-EGN-7W-27K-D	LRD-WTR4SL-WH
LRD-7W-30K-4WTRSL-WH	LRD-EGN-7W-30K-D	LRD-WTR4SL-WH
LRD-7W-35K-4WTRSL-WH	LRD-EGN-7W-35K-D	LRD-WTR4SL-WH
LRD-7W-40K-4WTRSL-WH	LRD-EGN-7W-40K-D	LRD-WTR4SL-WH
LRD-7W-50K-4WTRSL-WH	LRD-EGN-7W-50K-D	LRD-WTR4SL-WH
LRD-7W-27K-4WTRSL-BK	LRD-EGN-7W-27K-D	LRD-WTR4SL-BK
LRD-7W-30K-4WTRSL-BK	LRD-EGN-7W-30K-D	LRD-WTR4SL-BK
LRD-7W-35K-4WTRSL-BK	LRD-EGN-7W-35K-D	LRD-WTR4SL-BK
LRD-7W-40K-4WTRSL-BK	LRD-EGN-7W-40K-D	LRD-WTR4SL-BK
LRD-7W-50K-4WTRSL-BK	LRD-EGN-7W-50K-D	LRD-WTR4SL-BK
LRD-10W-27K-4WTRSL-WH	LRD-EGN-10W-27K-D	LRD-WTR4SL-WH
LRD-10W-30K-4WTRSL-WH	LRD-EGN-10W-30K-D	LRD-WTR4SL-WH
LRD-10W-35K-4WTRSL-WH	LRD-EGN-10W-35K-D	LRD-WTR4SL-WH
LRD-10W-40K-4WTRSL-WH	LRD-EGN-10W-40K-D	LRD-WTR4SL-WH
LRD-10W-50K-4WTRSL-WH	LRD-EGN-10W-50K-D	LRD-WTR4SL-WH
LRD-10W-27K-4WTRSL-BK	LRD-EGN-10W-27K-D	LRD-WTR4SL-BK
LRD-10W-30K-4WTRSL-BK	LRD-EGN-10W-30K-D	LRD-WTR4SL-BK
LRD-10W-35K-4WTRSL-BK	LRD-EGN-10W-35K-D	LRD-WTR4SL-BK
LRD-10W-40K-4WTRSL-BK	LRD-EGN-10W-40K-D	LRD-WTR4SL-BK
LRD-10W-50K-4WTRSL-BK	LRD-EGN-10W-50K-D	LRD-WTR4SL-BK

COMPLETE ITEM CODE

ENGINE

HOUSING

ROUND TRIMS



ONLY 10W ENGINE



ROUND RECESSED LIGHTS	NON STOCKING DIST. OR ANY QUANTITY	STOCKING DIST. OR \$2500 MIN.	W/P OR \$5000 MIN.
Complete Item Code	30.12	27.38	24.90
Only 10W Engine	20.10	18.27	16.61
Housing	6.24	5.67	5.16
All Round Trim	3.78	3.44	3.13

COMPLETE ITEM CODE


ENGINE

HOUSING

SQUARE TRIMS



ONLY 10W ENGINE



SQUARE RECESSED LIGHTS	NON STOCKING DIST. OR ANY QUANTITY	STOCKING DIST. OR \$2500 MIN.	W/P OR \$5000 MIN.
Complete Item Code	31.33	28.48	25.90
Only 10W Engine	20.10	18.27	16.61
Housing	6.24	5.67	5.16
All Square Trim	4.99	4.54	4.13

LED ARCHITECTURAL TRIMLESS ROUND RECESSED LIGHTS				
	Complete Item code	Part 1: Engine	Part 2: Trim	Part: Housing
Black Finish	LRD-TL-10W-27K-4R-BK	LRD-EGN-10W-27K-D	LRD-TLTR4-BK	LRD-TLHR4-WH
	LRD-TL-10W-30K-4R-BK	LRD-EGN-10W-30K-D	LRD-TLTR4-BK	LRD-TLHR4-WH
	LRD-TL-10W-35K-4R-BK	LRD-EGN-10W-35K-D	LRD-TLTR4-BK	LRD-TLHR4-WH
	LRD-TL-10W-40K-4R-BK	LRD-EGN-10W-40K-D	LRD-TLTR4-BK	LRD-TLHR4-WH
	LRD-TL-10W-50K-4R-BK	LRD-EGN-10W-50K-D	LRD-TLTR4-BK	LRD-TLHR4-WH
Clear Finish	LRD-TL-10W-27K-4R-C	LRD-EGN-10W-27K-D	LRD-TLTR4-C	LRD-TLHR4-WH
	LRD-TL-10W-30K-4R-C	LRD-EGN-10W-30K-D	LRD-TLTR4-C	LRD-TLHR4-WH
	LRD-TL-10W-35K-4R-C	LRD-EGN-10W-35K-D	LRD-TLTR4-C	LRD-TLHR4-WH
	LRD-TL-10W-40K-4R-C	LRD-EGN-10W-40K-D	LRD-TLTR4-C	LRD-TLHR4-WH
	LRD-TL-10W-50K-4R-C	LRD-EGN-10W-50K-D	LRD-TLTR4-C	LRD-TLHR4-WH
Matte Silver	LRD-TL-10W-27K-4R-HZ	LRD-EGN-10W-27K-D	LRD-TLTR4-HZ	LRD-TLHR4-WH
	LRD-TL-10W-30K-4R-HZ	LRD-EGN-10W-30K-D	LRD-TLTR4-HZ	LRD-TLHR4-WH
	LRD-TL-10W-35K-4R-HZ	LRD-EGN-10W-35K-D	LRD-TLTR4-HZ	LRD-TLHR4-WH
	LRD-TL-10W-40K-4R-HZ	LRD-EGN-10W-40K-D	LRD-TLTR4-HZ	LRD-TLHR4-WH
	LRD-TL-10W-50K-4R-HZ	LRD-EGN-10W-50K-D	LRD-TLTR4-HZ	LRD-TLHR4-WH
Matte Gold	LRD-TL-10W-27K-4R-MG	LRD-EGN-10W-27K-D	LRD-TLTR4-MG	LRD-TLHR4-WH
	LRD-TL-10W-30K-4R-MG	LRD-EGN-10W-30K-D	LRD-TLTR4-MG	LRD-TLHR4-WH
	LRD-TL-10W-35K-4R-MG	LRD-EGN-10W-35K-D	LRD-TLTR4-MG	LRD-TLHR4-WH
	LRD-TL-10W-40K-4R-MG	LRD-EGN-10W-40K-D	LRD-TLTR4-MG	LRD-TLHR4-WH
	LRD-TL-10W-50K-4R-MG	LRD-EGN-10W-50K-D	LRD-TLTR4-MG	LRD-TLHR4-WH
White	LRD-TL-10W-27K-4R-WH	LRD-EGN-10W-27K-D	LRD-TLTR4-WH	LRD-TLHR4-WH
	LRD-TL-10W-30K-4R-WH	LRD-EGN-10W-30K-D	LRD-TLTR4-WH	LRD-TLHR4-WH
	LRD-TL-10W-35K-4R-WH	LRD-EGN-10W-35K-D	LRD-TLTR4-WH	LRD-TLHR4-WH
	LRD-TL-10W-40K-4R-WH	LRD-EGN-10W-40K-D	LRD-TLTR4-WH	LRD-TLHR4-WH
	LRD-TL-10W-50K-4R-WH	LRD-EGN-10W-50K-D	LRD-TLTR4-WH	LRD-TLHR4-WH

LED ARCHITECTURAL TRIMLESS SQUARE RECESSED LIGHTS				
	Complete Item code	Part 1: Engine	Part 2: Trim	Part: Housing
Black Finish	LRD-TL-10W-27K-4S-BK	LRD-EGN-10W-27K-D	LRD-TLTS4-BK	LRD-TLHS4-WH
	LRD-TL-10W-30K-4S-BK	LRD-EGN-10W-30K-D	LRD-TLTS4-BK	LRD-TLHS4-WH
	LRD-TL-10W-35K-4S-BK	LRD-EGN-10W-35K-D	LRD-TLTS4-BK	LRD-TLHS4-WH
	LRD-TL-10W-40K-4S-BK	LRD-EGN-10W-40K-D	LRD-TLTS4-BK	LRD-TLHS4-WH
	LRD-TL-10W-50K-4S-BK	LRD-EGN-10W-50K-D	LRD-TLTS4-BK	LRD-TLHS4-WH
Clear Finish	LRD-TL-10W-27K-4S-C	LRD-EGN-10W-27K-D	LRD-TLTS4-C	LRD-TLHS4-WH
	LRD-TL-10W-30K-4S-C	LRD-EGN-10W-30K-D	LRD-TLTS4-C	LRD-TLHS4-WH
	LRD-TL-10W-35K-4S-C	LRD-EGN-10W-35K-D	LRD-TLTS4-C	LRD-TLHS4-WH
	LRD-TL-10W-40K-4S-C	LRD-EGN-10W-40K-D	LRD-TLTS4-C	LRD-TLHS4-WH
	LRD-TL-10W-50K-4S-C	LRD-EGN-10W-50K-D	LRD-TLTS4-C	LRD-TLHS4-WH
Matte Silver	LRD-TL-10W-27K-4S-HZ	LRD-EGN-10W-27K-D	LRD-TLTS4-HZ	LRD-TLHS4-WH
	LRD-TL-10W-30K-4S-HZ	LRD-EGN-10W-30K-D	LRD-TLTS4-HZ	LRD-TLHS4-WH
	LRD-TL-10W-35K-4S-HZ	LRD-EGN-10W-35K-D	LRD-TLTS4-HZ	LRD-TLHS4-WH
	LRD-TL-10W-40K-4S-HZ	LRD-EGN-10W-40K-D	LRD-TLTS4-HZ	LRD-TLHS4-WH
	LRD-TL-10W-50K-4S-HZ	LRD-EGN-10W-50K-D	LRD-TLTS4-HZ	LRD-TLHS4-WH
Matte Gold	LRD-TL-10W-27K-4S-MG	LRD-EGN-10W-27K-D	LRD-TLTS4-MG	LRD-TLHS4-WH
	LRD-TL-10W-30K-4S-MG	LRD-EGN-10W-30K-D	LRD-TLTS4-MG	LRD-TLHS4-WH
	LRD-TL-10W-35K-4S-MG	LRD-EGN-10W-35K-D	LRD-TLTS4-MG	LRD-TLHS4-WH
	LRD-TL-10W-40K-4S-MG	LRD-EGN-10W-40K-D	LRD-TLTS4-MG	LRD-TLHS4-WH
	LRD-TL-10W-50K-4S-MG	LRD-EGN-10W-50K-D	LRD-TLTS4-MG	LRD-TLHS4-WH
White	LRD-TL-10W-27K-4S-WH	LRD-EGN-10W-27K-D	LRD-TLTS4-WH	LRD-TLHS4-WH
	LRD-TL-10W-30K-4S-WH	LRD-EGN-10W-30K-D	LRD-TLTS4-WH	LRD-TLHS4-WH
	LRD-TL-10W-35K-4S-WH	LRD-EGN-10W-35K-D	LRD-TLTS4-WH	LRD-TLHS4-WH
	LRD-TL-10W-40K-4S-WH	LRD-EGN-10W-40K-D	LRD-TLTS4-WH	LRD-TLHS4-WH
	LRD-TL-10W-50K-4S-WH	LRD-EGN-10W-50K-D	LRD-TLTS4-WH	LRD-TLHS4-WH

RESIDENTIAL

SLIM LED SURFACE MOUNT PANELS, DRIVER ON TOP OF 4", 6", 8" SERIES FOR CEILING J-BOX,



CATALOG NO.	DESCRIPTION	PKG. QTY.	NON STOCKING DIST. OR ANY QUANTITY	STOCKING DIST. OR \$2500 MIN.	W/P OR \$5000 MIN.
	LPS-S4-50K-D	10W 700LM 5000K	4" Square 120VAC	20	19.98 17.94 15.90
	LPS-S4-40K-D	10W 700LM 4000K	4" Square 120VAC	20	19.98 17.94 15.90
	LPS-S4-30K-D	10W 700LM 3000K	4" Square 120VAC	20	19.98 17.94 15.90
	LPS-S6-50K-D	12W 900LM 5000K	6" Square 120VAC	20	23.98 20.94 18.90
	LPS-S6-40K-D	12W 900LM 4000K	6" Square 120VAC	20	23.98 20.94 18.90
	LPS-S6-30K-D	12W 900LM 3000K	6" Square 120VAC	20	23.98 20.94 18.90
	LPS-S8-50K-D	16W 1280LM 5000K	8" Square 120VAC	20	35.98 31.94 28.90
	LPS-S8-40K-D	16W 1280LM 4000K	8" Square 120VAC	20	35.98 31.94 28.90
	LPS-S8-30K-D	16W 1280LM 3000K	8" Square 120VAC	20	35.98 31.94 28.90
	LPS-1X1-50K-D	18W 1700LM 5000K	1' X 1' 120-277VAC	16	48.98 43.94 39.90
	LPS-1X1-40K-D	18W 1700LM 4000K	1' X 1' 120-277VAC	16	48.98 43.94 39.90
	LPS-1X1-30K-D	18W 1700LM 3000K	1' X 1' 120-277VAC	16	48.98 43.94 39.90
	LPS-1X2-50K-D	25W 2500LM 5000K	1' X 2' 120-277VAC	8	68.18 59.29 53.90
	LPS-1X2-40K-D	25W 2500LM 4000K	1' X 2' 120-277VAC	8	68.18 59.29 53.90
	LPS-1X2-30K-D	25W 2500LM 3000K	1' X 2' 120-277VAC	8	68.18 59.29 53.90

NEW LOWER PRICES

LED 5CCT DOUBLE RING FLUSH MOUNT



CATALOG NO.	DESCRIPTION	PKG. QTY.	NON STOCKING DIST. OR ANY QUANTITY	STOCKING DIST. OR \$2500 MIN.	W/P OR \$5000 MIN.
	FDL-10-MCT5	12W 900LM	27K/30K/35K/40K/50K	10"	8 29.98 26.94 23.90
	FDL-12-MCT5	16W 1200LM	27K/30K/35K/40K/50K	12"	8 31.98 28.94 25.90
	FDL-14-MCT5	20W 1500LM	27K/30K/35K/40K/50K	14"	8 42.98 38.94 34.90
	FDL-16-MCT5	24W 1800LM	27K/30K/35K/40K/50K	16"	8 47.98 42.94 38.94
	FDL-18-MCT	30W 2200LM	3000K/4000K/5000K	18"	5 52.98 50.94 45.90

RESIDENTIAL

LED DRUM FIXTURES 120V



CATALOG NO.	DESCRIPTION	PKG. QTY.	ORIGINAL PRICE	ALL DIST. OR ANY QUANTITY
	FDL-12-MCT	15W 1100LM	3000K/4000K/5000K	12" 31.98 21.90
	FDL-14-MCT	20W 1500LM	3000K/4000K/5000K	14" 42.98 23.90
	FDL-16-MCT	25W 1800LM	3000K/4000K/5000K	16" 47.98 32.90

NEW LOWER PRICES



SHOWN WITH EM



FACTORY-INSTALLED OPTIONS, ENTER DESIRED OPTION CODE(S) AS LINE ITEMS ON YOUR PURCHASE ORDER UNDER THE PRODUCT CATALOG NUMBER

WATTS	EM OPTION	DESCRIPTION	PRICE	PHOTOCELL	DESCRIPTION	PRICE	PAINT	PRICE	SENSOR	DESCRIPTION	PRICE
15W,20W	OPT-FDL-12-EM	MOUNT IN EXTENDED BASE	109.00	OPT-PC-FM	BUTTON WITH AUXILIARY BASE	53.00	N/A	N/A	OPT-SEN-2US INTERNAL FOR ALL MODELS WEC-3RC	ULTRASONIC BI-LEVEL DIMMING (REMOTE NOT NEEDED) REMOTE CONTROL	49.00 31.68

LED 5CCT SINGLE RING FLUSH MOUNT



CATALOG NO.	DESCRIPTION	PKG. QTY.	NON STOCKING DIST. OR ANY QUANTITY	STOCKING DIST. OR \$2500 MIN.	W/P OR \$5000 MIN.
	FSL-11-MCT5	16W 1200LM	27K/30K/35K/40K/50K	11"	8 25.98 22.94 20.90
	FSL-13-MCT5	20W 1500LM	27K/30K/35K/40K/50K	13"	8 34.98 30.94 27.90
	FSL-15-MCT5	24W 1800LM	27K/30K/35K/40K/50K	15"	8 42.98 38.94 34.90

LED CLOUD FIXTURES 120V



CATALOG NO.	DESCRIPTION	PKG. QTY.	NON STOCKING DIST. OR ANY QUANTITY	STOCKING DIST. OR \$2500 MIN.	W/P OR \$5000 MIN.
	FCR-11-12W-40K	15W 1100LM	4000K	11" DIA	2 19.98 17.94 15.90
	FCR-14-18W-40K	22W 1800LM	4000K	14" DIA	2 23.98 20.94 18.90
	FCS-11-12W-40K	15W 1100LM	4000K	11" DIA	2 20.98 18.94 16.90
	FCS-14-18W-40K	22W 1800LM	4000K	14" DIA	2 25.98 22.94 20.90



SHOWN WITH EM



SHOWN WITH EM



FACTORY-INSTALLED OPTIONS, ENTER DESIRED OPTION CODE(S) AS LINE ITEMS ON YOUR PURCHASE ORDER UNDER THE PRODUCT CATALOG NUMBER

WATTS	EM OPTION	DESCRIPTION	PRICE	PHOTOCELL	DESCRIPTION	PRICE	PAINT	PRICE	SENSOR	DESCRIPTION	PRICE	
ALL MODELS	OPT-EM-FCR11	INTERNAL	92.00	OPT-PC-FM	BUTTON WITH AUXILIARY BASE	53.00	N/A	N/A	OPT-SEN-2US	ULTRASONIC	49.00	
	OPT-EM-FCR14	INTERNAL	92.00						INTERNAL FOR ALL MODELS	BI-LEVEL DIMMING (REMOTE NOT NEEDED)		
	OPT-EM-FCS11	INTERNAL	92.00						OPT-SEN-2USRC	OPTIONAL RC		23.00
	OPT-EM-FCS14	INTERNAL	92.00									

ARCHITECTURAL FLUSH MOUNT FIXTURES 120V



CATALOG NO.	DESCRIPTION	PKG QTY	NON STOCKING DIST. OR ANY QUANTITY	STOCKING DIST. OR \$2500 MIN.	WIP OR \$5000 MIN.
FML-R6-MCT	11W 660LM 30K/40K/50K 6"	20	23.98	20.94	18.90
FML-R8-MCT	14W 840LM 30K/40K/50K 8"	10	30.98	27.94	24.90
FML-R10-MCT	17W 1020LM 30K/40K/50K 10"	10	36.98	32.94	29.90
FML-R14-MCT	26W 1560LM 30K/40K/50K 14"	5	53.98	50.94	47.90
FML-R18-MCT	30W 2100LM 30K/40K/50K 18"	5	73.98	69.94	65.90
FML-R22-MCT	45W 2700LM 30K/40K/50K 22"	5	104.98	99.94	94.90
FML-ULK-MCT	15W 850LM 30K/40K/50K UP LIGHT KIT FOR 18" & 22" FML SERIES		41.9	-	-
FML-RK-712	7" OR 12" ROD KIT FOR FML		12.9	-	-
FML-SK6	6FT ADJUSTABLE SUSPENSION KIT FOR 18" & 22" FML SERIES		19.9	-	-



SHOWN WITH EM BASE



SHOWN WITH FML-SK6



SHOWN WITH FML-RK-712



SHOWN WITH FML-ULK-MCT

NEW LOWER PRICE

RESIDENTIAL

ARCHITECTURAL FLUSH MOUNT SURFACE FIXTURES 120V



CATALOG NO.	DESCRIPTION	WHILE SUPPLIES LAST	PKG QTY	ORIGINAL PRICE	ALL DIST. OR ANY QUANTITY
FML-R6-11W-30K	11W 550LM 3000K 6" DIAMETER		20	20.98	16.90
FML-R6-11W-50K	11W 550LM 5000K 6" DIAMETER		20	20.98	16.90
FML-R8-14W-30K	14W 750LM 3000K 8" DIAMETER		10	24.98	18.90
FML-R8-14W-50K	14W 750LM 5000K 8" DIAMETER		10	24.98	18.90
FML-R10-17W-50K	17W 950LM 5000K 10" DIAMETER		10	25.98	20.90
FML-S6-11W-30K	11W 550LM 3000K 6" X 6"		20	20.98	16.90
FML-S6-11W-50K	11W 550LM 5000K 6" X 6"		20	20.98	16.90
FML-S8-14W-30K	14W 750LM 3000K 8" X 8"		20	24.98	18.90
FML-S8-14W-50K	14W 750LM 5000K 8" X 8"		20	24.98	18.90
FML-S10-17W-30K	17W 950LM 3000K 10" X 10"		20	25.98	20.90
FML-S10-17W-50K	17W 950LM 5000K 10" X 10"		20	25.98	20.90



SHOWN WITH EM BASE

NEW LOWER PRICES

FML COLOR TRIMS (CLIP ON)

CATALOG NO.	DESCRIPTION	ALL DIST. OR ANY QUANTITY	WIP OR \$5000 MIN.
FML-R6-TRM-BK	6" ROUND TRIM FOR FML-R6 SERIES, BLACK FINISH	5.50	5.00
FML-R6-TRM-BN	6" ROUND TRIM FOR FML-R6 SERIES, BRUSHED NICKEL FINISH	5.50	5.00
FML-R6-TRM-BR	6" ROUND TRIM FOR FML-R6 SERIES, BRONZE FINISH	5.50	5.00
FML-R8-TRM-BK	8" ROUND TRIM FOR FML-R6 SERIES, BLACK FINISH	6.60	6.00
FML-R8-TRM-BN	8" ROUND TRIM FOR FML-R6 SERIES, BRUSHED NICKEL FINISH	6.60	6.00
FML-R8-TRM-BR	8" ROUND TRIM FOR FML-R6 SERIES, BRONZE FINISH	6.60	6.00
FML-R10-TRM-BK	10" ROUND TRIM FOR FML-R6 SERIES, BLACK FINISH	7.70	7.00
FML-R10-TRM-BN	10" ROUND TRIM FOR FML-R6 SERIES, BRUSHED NICKEL FINISH	7.70	7.00
FML-R10-TRM-BR	10" ROUND TRIM FOR FML-R6 SERIES, BRONZE FINISH	7.70	7.00



FACTORY-INSTALLED OPTIONS, ENTER DESIRED OPTION CODE(S) AS LINE ITEMS ON YOUR PURCHASE ORDER UNDER THE PRODUCT CATALOG NUMBER

WATTS	EM OPTION	DESCRIPTION	PRICE	PHOTOCELL	DESCRIPTION	PRICE	PAINT	PRICE	SENSOR	DESCRIPTION	PRICE
FML-R8	OPT-EM-FML-R8	MOUNT IN EXTENDED BASE	37.00	N/A	N/A	N/A	N/A	N/A	N/A	N/A	N/A
FML-R10	OPT-EM-FML-R10	MOUNT IN EXTENDED BASE	45.00	N/A	N/A	N/A	N/A	N/A	N/A	N/A	N/A
	OPT-EM-FML-R14	MOUNT IN EXTENDED BASE	86.00								

LED 5CCT INTEGRATED LED FABRIC DRUM



NEW



SHOWN WITH
ROD & CANOPY



SHOWN WITH
SUSPENSION KIT
& CANOPY

RESIDENTIAL

CATALOG NO.	DESCRIPTION	PKG. QTY.	NON STOCKING DIST. OR ANY QUANTITY	STOCKING DIST. OR \$2500 MIN.	WIP OR \$5000 MIN.
LCFF-15-MCT5-BR	25W 1400LM 27K/30K/35K/40K/50K Bronze	2	64.98	58.94	52.90
LCFF-18-MCT5-BR	35W 1800LM 27K/30K/35K/40K/50K Bronze	2	97.98	88.94	80.90
LCFF-22-MCT5-BR	45W 2100LM 27K/30K/35K/40K/50K Bronze	2	129.98	117.94	106.90
LCFF-15-MCT5-BN	25W 1400LM 27K/30K/35K/40K/50K Brushed Nickel	2	64.98	58.94	52.90
LCFF-18-MCT5-BN	35W 1800LM 27K/30K/35K/40K/50K Brushed Nickel	2	97.98	88.94	80.90
LCFF-22-MCT5-BN	45W 2100LM 27K/30K/35K/40K/50K Brushed Nickel	2	129.98	117.94	106.90
LCF-ROD-5-BR	5in SUSPENSION ROD FOR CEILING FIXTURE SWIVEL CANOPY, Bronze		4.98	3.94	2.90
LCF-ROD-12-BR	12in SUSPENSION ROD FOR CEILING FIXTURE SWIVEL CANOPY, Bronze		5.98	4.94	3.90
LCF-ROD-24-BR	24in SUSPENSION ROD FOR CEILING FIXTURE SWIVEL CANOPY, Bronze		6.98	5.94	4.90
LCF-ROD-36-BR	36in SUSPENSION ROD FOR CEILING FIXTURE SWIVEL CANOPY, Bronze		7.98	6.94	5.90
LCF-ROD-48-BR	48in SUSPENSION ROD FOR CEILING FIXTURE SWIVEL CANOPY, Bronze		8.98	7.94	6.90
LCF-ROD-5-BN	5in SUSPENSION ROD FOR CEILING FIXTURE SWIVEL CANOPY, Brushed Nickel		5.98	4.94	3.90
LCF-ROD-12-BN	12in SUSPENSION ROD FOR CEILING FIXTURE SWIVEL CANOPY, Brushed Nickel		6.98	5.94	4.90
LCF-ROD-24-BN	24in SUSPENSION ROD FOR CEILING FIXTURE SWIVEL CANOPY, Brushed Nickel		7.98	6.94	5.90
LCF-ROD-36-BN	36in SUSPENSION ROD FOR CEILING FIXTURE SWIVEL CANOPY, Brushed Nickel		8.98	7.94	6.90
LCF-ROD-48-BN	48in SUSPENSION ROD FOR CEILING FIXTURE SWIVEL CANOPY, Brushed Nickel		9.98	8.94	7.90
LCF-CANOPY-S-BR	SWIVEL CEILING CANOPY FOR CEILING FIXTURES, Bronze		9.98	8.94	7.90
LCF-CANOPY-S-BN	SWIVEL CEILING CANOPY FOR CEILING FIXTURES, Brushed Nickel		13.98	11.94	10.90
LFCF-SK10-BR	10FT 4LINE CANOPY SUSPENSION KIT FOR DECORATIVE LIGHTS, Bronze		35.98	31.94	28.90
LFCF-SK10-BN	10FT 4LINE CANOPY SUSPENSION KIT FOR DECORATIVE LIGHTS, Brushed Nickel		36.98	32.94	29.90
FML-ULK-MCT	15W, 850LM, 30K/40K/50K UP LIGHT KIT		41.90	-	-

5CCT INTEGRATED LED VINTAGE PENDANT LIGHTS



NEW

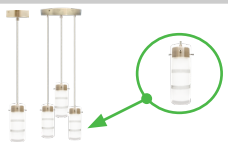


CATALOG NO.	DESCRIPTION	PKG. QTY.	NON STOCKING DIST. OR ANY QUANTITY	STOCKING DIST. OR \$2500 MIN.	WIP OR \$5000 MIN.
LCFA-MCT5-BK	25W 1300LM 27K/30K/35K/40K/50K Black	2	42.98	38.94	34.90
LCFA-MCT5-WH	25W 1300LM 27K/30K/35K/40K/50K White	2	42.98	38.94	34.90

5CCT INTEGRATED LED PENDANT LIGHTS



NEW

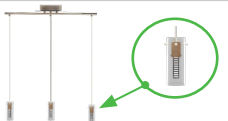


CATALOG NO.	DESCRIPTION	PKG. QTY.	NON STOCKING DIST. OR ANY QUANTITY	STOCKING DIST. OR \$2500 MIN.	WIP OR \$5000 MIN.
LCFB-1L-MCT5	12W 810LM 27K/30K/35K/40K/50K Single	4	35.98	31.94	28.90
LCFB-3LR-MCT5	36W 2430LM 27K/30K/35K/40K/50K Triple w/ Round Canopy	2	81.98	73.94	66.90
LCFB-3LS-MCT5	36W 2430LM 27K/30K/35K/40K/50K Triple w/ Straight Bar	1	92.98	83.94	75.90

5CCT INTEGRATED LED HOLOGRAM PENDANT LIGHTS




NEW



CATALOG NO.	DESCRIPTION	PKG. QTY.	NON STOCKING DIST. OR ANY QUANTITY	STOCKING DIST. OR \$2500 MIN.	WIP OR \$5000 MIN.
LCFH-1L-MCT5	12W 810LM 27K/30K/35K/40K/50K Single	4	42.98	38.94	34.90
LCFH-3LR-MCT5	36W 2430LM 27K/30K/35K/40K/50K Triple w/ Round Canopy	2	109.98	99.94	90.90
LCFH-3LS-MCT5	36W 2430LM 27K/30K/35K/40K/50K Triple w/ Straight Bar	1	118.98	107.94	97.90


6" LED ECONOMY DISC LIGHT 120V



CATALOG NO.	DESCRIPTION	PKG. QTY.	NON STOCKING DIST. OR ANY QUANTITY	STOCKING DIST. OR \$2500 MIN.	W/P OR \$5000 MIN.
 DLSE6-30K	15W 900LM 3000K	20	7.98	6.94	6.25
DLSE6-40K	15W 900LM 4000K	20	7.98	6.94	6.25
DLSE6-50K	15W 900LM 5000K	20	7.98	6.94	6.25

4" & 6" LED MULTI-CCT ECONOMY DISC LIGHT (JA8-E-2019 COMPLIANT)






CATALOG NO.	DESCRIPTION	PKG. QTY.	NON STOCKING DIST. OR ANY QUANTITY	STOCKING DIST. OR \$2500 MIN.	W/P OR \$5000 MIN.
 DLSE4-MCT	9W 540LM 3000K/4000K/5000K 4"	20	8.98	7.94	7.25
DLSE6-MCT	15W 1000LM 3000K/4000K/5000K 6"	20	10.98	9.94	8.20

NEW LOWER PRICE

LED DISC LIGHT 4" & 6" 120V (J-BOX MOUNTING)(JA8-E-2016 COMPLIANT)












CATALOG NO.	DESCRIPTION	PKG. QTY.	NON STOCKING DIST. OR ANY QUANTITY	STOCKING DIST. OR \$2500 MIN.	W/P OR \$5000 MIN.
 DLSN4-27K	10W 600LM 2700K	20	9.99	8.69	7.90
DLSN4-30K	10W 600LM 3000K	20	9.99	8.69	7.90
DLSN4-41K	10W 600LM 4000K	20	9.99	8.69	7.90
DLSN4-50K	10W 600LM 5000K	20	9.99	8.69	7.90
 DLSN6-27K	15W 1000LM 2700K	20	9.99	8.69	7.90
DLSN6-30K	15W 1000LM 3000K	20	9.99	8.69	7.90
DLSN6-41K	15W 1000LM 4000K	20	9.99	8.69	7.90
DLSN6-50K	15W 1000LM 5000K	20	9.99	8.69	7.90
 DLSN6-30K-BR	15W 1000LM 3000K BRONZE	20	13.98	11.94	9.90
 DLSN6-30K-BN	15W 1000LM 3000K BRUSHED NICKEL	20	13.98	11.94	9.90
DLSN6-RMK	6" RECESSED MOUNTING KIT		4.50	3.50	2.50

RESIDENTIAL

HIGH-PERFORMANCE SPECS SERIES DISC LIGHTS 120V DIE CAST ALUMINUM



CATALOG NO.	DESCRIPTION	PKG. QTY.	NON STOCKING DIST. OR ANY QUANTITY	STOCKING DIST. OR \$2500 MIN.	W/P OR \$5000 MIN.
 DLS4-27K	9W 550-600LM 2700K	20	12.98	12.94	9.90
DLS4-30K	9W 550-600LM 3000K	20	12.98	12.94	9.90
DLS4-41K	9W 550-600LM 4000K	20	12.98	12.94	9.90
DLS4-50K	9W 550-600LM 5000K	20	12.98	12.94	9.90
 DLS4-MCT	9W 540LM 3000K/4000K/5000K	20	15.98	14.94	11.90
 DLS6-27K	15W 950-1000LM 2700K	20	12.98	12.94	11.90
DLS6-30K	15W 950-1000LM 3000K	20	12.98	12.94	11.90
DLS6-41K	15W 950-1000LM 4000K	20	12.98	12.94	11.90
DLS6-50K	15W 950-1000LM 5000K	20	12.98	12.94	11.90
 DLS6-30K-BR	15W 950-1000LM 3000K BRONZE	20	16.98	15.94	-
 DLS6-30K-BN	15W 950-1000LM 3000K BRUSHED NICKEL	20	16.98	15.94	-
 DLS6-MCT	15W 900LM 3000K/4000K/5000K	20	16.98	14.94	12.90
 DLS8-MCT	20W 1200LM 3000K/4000K/5000K	10	27.98	24.94	21.90
 DLS10-MCT	25W 1500LM 3000K/4000K/5000K	10	35.98	31.94	28.90
 DLS12-MCT	30W 1800LM 3000K/4000K/5000K	5	42.98	40.94	38.90



NEW LOWER PRICE

FACTORY-INSTALLED OPTIONS, ENTER DESIRED OPTION CODE(S) AS LINE ITEMS ON YOUR PURCHASE ORDER UNDER THE PRODUCT CATALOG NUMBER

WATTS	EM OPTION	DESCRIPTION	PRICE	PHOTOCELL	DESCRIPTION	PRICE	PAINT	PRICE	SENSOR	DESCRIPTION	PRICE
DLS6, DLSE6, DLSN6	OPT-EM-DLS6	MOUNT IN EXTENDED BASE	60.00	N/A	N/A	N/A	N/A	N/A	N/A	N/A	N/A
DLS8	OPT-EM-DLS8	MOUNT IN EXTENDED BASE	70.00								
DLS10	OPT-EM-DLS10	MOUNT IN EXTENDED BASE	98.00								


HIGH-PERFORMANCE SPECS SERIES DISK LIGHTS WITH PIR MOTION SENSOR



CATALOG NO.	DESCRIPTION	PKG. QTY.	NON STOCKING DIST. OR ANY QUANTITY	STOCKING DIST. OR \$2500 MIN.	W/P OR \$5000 MIN.
 DLS4-MCT-PIR	9W 540LM 3000K/4000K/5000K 4"	20	17.98	16.94	15.90
 DLS6-MCT-PIR	15W 900LM 3000K/4000K/5000K 6"	20	24.98	22.94	21.90
DLS8-MCT-PIR	20W 1200LM 3000K/4000K/5000K 8"	10	31.98	29.94	27.90
DLS10-MCT-PIR	25W 1500LM 3000K/4000K/5000K 10"	10	37.98	35.94	33.90
DLS12-MCT-PIR	30W 1800LM 3000K/4000K/5000K 12"	5	45.98	42.94	40.90

HIGH-PERFORMANCE SPECS SERIES DISK LIGHTS, 277V



CATALOG NO.	DESCRIPTION	PKG. QTY.	NON STOCKING DIST. OR ANY QUANTITY	STOCKING DIST. OR \$2500 MIN.	W/P OR \$5000 MIN.
 DLS6-MCT-277V	15W 900LM 3000K/4000K/5000K 6"	20	19.98	18.94	17.90
DLS12-MCT-277V	30W 1800LM 3000K/4000K/5000K 12"	5	45.98	42.94	40.90

LED 5CCT DOME FLUSH MOUNT



NEW



CATALOG NO.	DESCRIPTION	PKG QTY	NON STOCKING DIST. OR ANY QUANTITY	STOCKING DIST. OR \$2500 MIN.	W/IP OR \$5000 MIN.
FMD-11-MCT5-BN	20W 1500LM 27K/30K/35K/40K/50K Brushed Nickel	11" 8	25.98	22.94	20.90
FMD-11-MCT5-ORB	20W 1500LM 27K/30K/35K/40K/50K Oil-Rubbed Bronze	11" 8	23.98	20.94	18.90
FMD-11-MCT5-WH	20W 1500LM 27K/30K/35K/40K/50K White	11" 8	21.98	19.94	17.90
FMD-13-MCT5-BN	24W 1800LM 27K/30K/35K/40K/50K Brushed Nickel	13" 8	32.98	29.94	26.90
FMD-13-MCT5-ORB	24W 1800LM 27K/30K/35K/40K/50K Oil-Rubbed Bronze	13" 8	29.98	26.94	23.90
FMD-13-MCT5-WH	24W 1800LM 27K/30K/35K/40K/50K White	13" 8	29.98	26.94	23.90

LED PL LAMPS



CATALOG NO.	DESCRIPTION	POSITION	ROTATABLE BALLAST	ALL DIST. OR ANY QUANTITY	STOCKING DIST. OR \$2500 MIN.	W/IP OR \$5000 MIN.
LPL-EB-9W-H-40K	9W 800LM 4000K	Horizontal	90°	8.98	7.94	6.90
LPL-EB-14W-H-L-40K	12W 1200LM 4000K	Horizontal	90°	11.98	9.94	8.90
LPL-EB-14W-V-40K	9W 800LM 4000K	Vertical	N/A	11.98	9.94	8.90
LPL-MB-9W-H-40K	12W 1200LM 4000K	Horizontal	90°	8.98	7.94	6.90
LPL-MB-14W-H-L-40K	12W 1200LM 4000K	Horizontal	90°	11.98	9.94	8.90
LPL-MB-14W-V-40K	12W 1200LM 4000K	Vertical	N/A	11.98	9.94	8.90

12 LED LAMPS /24FT. STG



CATALOG NO.	DESCRIPTION	TOTAL LED	NON STOCKING DIST. OR ANY QUANTITY	STOCKING DIST. OR \$2500 MIN.	W/IP OR \$5000 MIN.
STG-2412-27K	1W per bulb 75LM per S14 bulb 2700K 1W PER BULB	12	55.98	50.94	45.90

A19 LED LAMPS (Medium Base) 230° 15K hours **C90**



8PK

CATALOG NO.	DESCRIPTION	MASTER QTY.	NON STOCKING DIST. OR ANY QUANTITY	STOCKING DIST. OR \$2500 MIN.	W/IP OR \$5000 MIN.
A19-C90-8PK-800L-30K-D	9.5W 800LM 3000K 8-PACK	80	20.98	18.94	16.90
A19-C90-8PK-800L-40K-D	9.5W 800LM 4000K 8-PACK	80	20.98	18.94	16.90
A19-C90-8PK-800L-50K-D	9.5W 800LM 5000K 8-PACK	80	20.98	18.94	16.90

NEW LOWER PRICE

A19 LED LAMPS (Medium Base) 240° 15K Hours



40PK

CATALOG NO.	DESCRIPTION	MASTER QTY.	NON STOCKING DIST. OR ANY QUANTITY	STOCKING DIST. OR \$2500 MIN.	W/IP OR \$5000 MIN.
A19-8PK-9W-30K-D	9W 700LM 3000K 8-PACK	80	15.98	15.94	14.90
A19-8PK-9W-40K-D	9W 810LM 4000K 8-PACK	80	15.98	15.94	14.90
A19-8PK-9W-50K-D	9W 810LM 5000K 8-PACK	80	15.98	15.94	14.90
A19-40PK-9W-30K-D	9W 700LM 3000K 40-PACK	40	77.98	71.94	64.90
A19-40PK-9W-40K-D	9W 810LM 4000K 40-PACK	40	77.98	71.94	64.90
A19-40PK-9W-50K-D	9W 810LM 5000K 40-PACK	40	77.98	71.94	64.90

MR16 LED LAMPS 12V AC/DC GU5.3 BASE 36° *Dimmable with magnetic ballast only



CATALOG NO.	DESCRIPTION	PKG. QTY.	ALL DIST. OR ANY QUANTITY	W/IP OR \$5000 MIN.
MR16-400L-27K-D	5W 380LM 2700K 80CRI	200	3.98	3.94
MR16-400L-30K-D	5W 380LM 3000K 80CRI	200	3.98	3.94
MR16-400L-41K-D	5W 390LM 4100K 80CRI	200	3.98	3.94
MR16-400L-50K-D	5W 400LM 5000K 80CRI	200	3.98	3.94
MR16-500L-C90-30K-D	7W 500LM 3000K 90CRI	100	5.98	4.50
MR16-500L-C90-40K-D	7W 560LM 4000K 90CRI	100	5.98	4.50
MR16-500L-C90-50K-D	7W 560LM 5000K 90CRI	100	5.98	4.50


MR11 LED LAMPS 12V AC/DC GU5.3 BASE 36°

CATALOG NO.	DESCRIPTION	ALL DIST. OR ANY QUANTITY	STOCKING DIST. OR \$2500 MIN.	WIP OR \$5000 MIN.
 MR11-250L-27K	3W 250LM 2700K	13.06	9.15	8.23
MR11-250L-30K	3W 250LM 3000K	13.06	9.15	8.23


12-VOLT LED REPLACEMENT LAMPS

CATALOG NO.	DESCRIPTION	PKG. QTY.	ALL DIST. OR ANY QUANTITY	WIP OR \$5000 MIN.
 GZ-JC-39L-27K	3W 250LM 2700K 12VAC/DC	1000	3.98	3.52
 GZ-JC-39L-30K	3W 250LM 3000K 12VAC/DC	1000	3.98	3.52
 GZ-JC-18L-27K	3W 250LM 2700K 12VAC/DC	1000	3.45	2.75
 GZ-JC-18L-32K	3W 250LM 3200K 12VAC/DC	1000	3.45	2.75
 GZ-JC-WP-3W-32K	3W 180LM 3200K 12VAC/DC	1000	3.48	2.99
 GZ-S8-32K	1.4W 70LM 3200K 12V	500	3.48	2.52
 GZ-S8-140L-30K	1W 140LM 3200K	1000	5.59	3.91
 GZ-G4-9L-32K	2W 120LM 3200K 12V	1000	4.50	2.85
 GZ-JC-60L-TFL	3W 60LM TURTLE FRIENDLY CCT	1000	10.50	9.30
 GZ-JC-300L-27K	3W 300LM 2700K 360° Beam Angle	1000	5.43	3.80
 GZ-JC-300L-30K	3W 300LM 3000K 360° Beam Angle	1000	5.43	3.80

PAR36 12V AC/DC G53 Terminal Base, IP65

CATALOG NO.	DESCRIPTION	PKG. QTY.	ALL DIST. OR ANY QUANTITY	WIP OR \$5000 MIN.
 PAR36-12W-30K	12W 1000LM 3000K	20	20.98	17.82
PAR36-12W-40K	12W 1000LM 4000K	20	20.98	17.82
PAR36-12W-50K	12W 1000LM 5000K	20	20.98	17.82

LED REPLACEMENT LAMPS 120V

CATALOG NO.	DESCRIPTION	PKG. QTY.	ALL DIST. OR ANY QUANTITY	WIP OR \$5000 MIN.
 GZ-G9-3W-32K	3W 240LM 3200K G9	500	3.98	3.94
GZ-G9-3W-55K	3W 250LM 5500K G9	500	3.98	3.94


HIGH POWER GU10 120V

CATALOG NO.	DESCRIPTION	PKG. QTY.	ALL DIST. OR ANY QUANTITY	WIP OR \$5000 MIN.
 G10-600L-30K-D	7.5W 500LM 3000K SMD CRI80 30° ANGLE	60	6.98	5.94
G10-600L-50K-D	7.5W 600LM 5000K SMD CRI80 30° ANGLE	60	6.98	5.94


LED FILAMENT CANDELABRA 120V

CATALOG NO.	DESCRIPTION	PKG. QTY.	NON STOCKING DIST. OR ANY QUANTITY	STOCKING DIST. OR \$2500 MIN.	WIP OR \$5000 MIN.
 E12-FLA-5W-27K-D	4W 400LM 2700K CLEAR TORPEDO	48	6.98	5.94	2.75
E12-FLA-5W-40K-D	4W 400LM 4000K CLEAR TORPEDO	48	6.98	5.94	2.75
E12-FLA-5W-27K-D-F-BT	4W 300LM 2700K FROSTED BENT TIP	48	6.98	5.94	2.75
E12-FLA-5W-40K-D-F-BT	4W 300LM 4000K FROSTED BENT TIP	48	6.98	5.94	2.75

LED FILAMENT A19 BULB 120V

CATALOG NO.	DESCRIPTION	PKG. QTY.	NON STOCKING DIST. OR ANY QUANTITY	STOCKING DIST. OR \$2500 MIN.	WIP OR \$5000 MIN.
 A19-FLA-7W-27K-D	7W 800LM 2700K CLEAR	100	6.98	5.94	4.25
A19-FLA-7W-40K-D	7W 800LM 4000K CLEAR	100	6.98	5.94	4.25

LED FILAMENT A19 BULB 120V

CATALOG NO.	DESCRIPTION	PKG. QTY.	NON STOCKING DIST. OR ANY QUANTITY	STOCKING DIST. OR \$2500 MIN.	WIP OR \$5000 MIN.
 ST19-FLA-5W-27K-D-CL	5W 430LM 2700K	24	4.00	3.98	3.75
ST19-FLA-5W-22K-D-AM	5W 380LM 2200K (LED Component 2700K)	24	4.00	3.98	3.75

RGB BULBS

CATALOG NO.	DESCRIPTION	ALL DIST. OR ANY QUANTITY	WIP OR \$5000 MIN.
 MR16-5W-RGB	5W 280LM RGB 12V 30° REMOTE CONTROL	15.98	13.94




WESTGATE SMART APP COMPATIBLE RGBW SERIES



WG SMART APP COMPATIBLE RGBW SMOOTH RECESSED LIGHT TRIM - ROUND, 120V



CATALOG NO.	DESCRIPTION	PKG. QTY.	NON STOCKING DIST. OR ANY QUANTITY	STOCKING DIST. OR \$2500 MIN.	W/P OR \$5000 MIN.
 TC-RDPS4-10W-RGBW-WIFI	10W 650LM RGBW 4" E26 Base	12	20.98	19.50	17.69
TC-RDPS6-13W-RGBW-WIFI	13W 850LM RGBW 6" E26 Base	8	23.98	22.50	20.59


WG SMART APP COMPATIBLE RGBW PAR20/PAR30/PAR38, 120V



CATALOG NO.	DESCRIPTION	PKG. QTY.	ALL DIST. OR ANY QUANTITY	W/P OR \$5000 MIN.
 TC-PAR20-5W-RGBW-WIFI	5W 400LM RGBW E26 Base	50	12.98	11.50
TC-PAR30-11W-RGBW-WIFI	11W 850LM RGBW E26 Base	50	10.98	10.50
TC-PAR38-13W-RGBW-WIFI	13W 1050LM RGBW E26 Base	50	14.98	13.50


WG SMART APP COMPATIBLE RGBW G25 LAMP, 120V



CATALOG NO.	DESCRIPTION	PKG. QTY.	ALL DIST. OR ANY QUANTITY	W/P OR \$5000 MIN.
 TC-G25-5W-RGBW-WIFI	5W 450LM RGBW E26 Base	50	10.98	10.50

WG SMART APP COMPATIBLE RGBW CANDELABRA, 120V




CATALOG NO.	DESCRIPTION	PKG. QTY.	ALL DIST. OR ANY QUANTITY	W/P OR \$5000 MIN.
 TC-E12-4.5W-RGBW-WIFI	4.5W 325LM RGBW E12 Base	50	9.98	9.50

WG SMART APP COMPATIBLE RGBW A19 LAMP, 120V



CATALOG NO.	DESCRIPTION	PKG. QTY.	ALL DIST. OR ANY QUANTITY	W/P OR \$5000 MIN.
 TC-A19-9W-RGBW-WIFI	9W 800LM RGBW E26 Base	50	10.98	9.39

WG SMART APP COMPATIBLE RGBW FLUSH MOUNT FIXTURES, 120V

CATALOG NO.	DESCRIPTION	PKG. QTY.	ALL STOCKING DIST. OR ANY QUANTITY
 TC-FML-8-14W-RGBW-WIFI	14W 980LM RGBW	20	47.98
TC-FML-10-17W-RGBW-WIFI	17W 1190LM RGBW	20	55.98
TC-FML-12-22W-RGBW-WIFI	22W 1540LM RGBW	20	65.98
TC-FML-14-26W-RGBW-WIFI	26W 1820LM RGBW	20	76.98


BLUETOOTH WG APP COMPATIBLE RGBW FLOOD LIGHT, 40D LENS, 12V



CATALOG NO.	DESCRIPTION	PKG. QTY.	NON STOCKING DIST. OR ANY QUANTITY	STOCKING DIST. OR \$2500 MIN.	W/P OR \$5000 MIN.
 TC-GL-12V-15W-RGBW-BT-BR	15W 100LM RGBW	6	191.98	173.94	157.90


BLUETOOTH WG APP COMPATIBLE RGBW FLOOD LIGHT, 60D LENS, 12V



CATALOG NO.	DESCRIPTION	PKG. QTY.	NON STOCKING DIST. OR ANY QUANTITY	STOCKING DIST. OR \$2500 MIN.	W/P OR \$5000 MIN.
 TC-FL-12V-30W-RGBW-BT-BR	30W 824LM RGBW	4	225.98	204.94	185.90

BLUETOOTH WG APP COMPATIBLE RGBW FLOOD LIGHT, 60D LENS, 120-277V



CATALOG NO.	DESCRIPTION	PKG. QTY.	NON STOCKING DIST. OR ANY QUANTITY	STOCKING DIST. OR \$2500 MIN.	W/P OR \$5000 MIN.
 TC-FL-30W-RGBW-BT-BR	30W 824LM RGBW	4	224.98	203.94	184.90

RESIDENTIAL







RIBBON LIGHTING



24-VOLT INDOOR LED RIBBON LIGHTS - STANDARD OUTPUT



Standard
OUTPUT

CATALOG NO.	DESCRIPTION	REEL LENGTH	NON STOCKING DIST. OR ANY QUANTITY	STOCKING DIST. OR \$2500 MIN.	W/P OR \$5000 MIN.
STANDARD OUTPUT LED RIBBON—INDOOR (16.4FT ROLLS) (Max Run 49ft)					
 ULR-IN-16F-SO-27K	1.5W/FT 255LM/FT 2700K 8mm Width	16.4FT	23.98	20.94	18.94
ULR-IN-16F-SO-30K	1.5W/FT 255LM/FT 3000K 8mm Width	16.4FT	23.98	20.94	18.94
ULR-IN-16F-SO-40K	1.5W/FT 260LM/FT 4000K 8mm Width	16.4FT	23.98	20.94	18.94
ULR-IN-16F-SO-50K	1.5W/FT 260LM/FT 5000K 8mm Width	16.4FT	23.98	20.94	18.94
STANDARD OUTPUT LED RIBBON—INDOOR (98.4FT ROLLS) (Max Run 49ft)					
 ULR-IN-98F-SO-27K	1.5W/FT 255LM/FT 2700K 8mm Width	98.4FT	126.98	114.94	103.94
ULR-IN-98F-SO-30K	1.5W/FT 255LM/FT 3000K 8mm Width	98.4FT	126.98	114.94	103.94
ULR-IN-98F-SO-40K	1.5W/FT 260LM/FT 4000K 8mm Width	98.4FT	126.98	114.94	103.94
ULR-IN-98F-SO-50K	1.5W/FT 260LM/FT 5000K 8mm Width	98.4FT	126.98	114.94	103.94
INDOOR TANDEM COUPLINGS					
 ULR-IN-SO-COUP-6I-WR	Coupling to connect 2 standard output ribbons, 6"		2.02	-	-
ULR-IN-SO-COUP-3F-WR	Coupling to connect 2 standard output ribbons, 3ft		2.48	-	-
ULR-IN-SO-COUP-NO-WR	Coupling to connect 2 standard output ribbons, no wire		0.93	-	-
INDOOR POWER FEED CABLES					
 ULR-IN-SO-CONN-6I-WR	1 side ribbon connector, 1 side female socket to driver, 6"		2.02	-	-
ULR-IN-SO-CONN-3F-WR	1 side ribbon connector, 1 side female socket to driver, 3ft		2.48	-	-
ULR-IN-SO-CONN-3F-PT	1 side ribbon connector, 1 side open end, 3ft		2.48	-	-
ULR-IN-SO-CONN-10F-PT	1 side ribbon connector, 1 side open end, 10ft		5.04	-	-






24-VOLT INDOOR LED RIBBON LIGHTS - HIGH OUTPUT



High
OUTPUT

High
OUTPUT

High
OUTPUT

CATALOG NO.	DESCRIPTION	REEL LENGTH	NON STOCKING DIST. OR ANY QUANTITY	STOCKING DIST. OR \$2500 MIN.	W/P OR \$5000 MIN.
HIGH OUTPUT LED RIBBON—INDOOR (16.4FT ROLLS) (Max Run 20ft)					
 ULR-IN-16F-HO-27K	4.4W/FT 310LM/FT 2700K 10mm Width	16.4FT	30.98	27.94	24.94
ULR-IN-16F-HO-30K	4.4W/FT 310LM/FT 3000K 10mm Width	16.4FT	30.98	27.94	24.94
ULR-IN-16F-HO-40K	4.4W/FT 330LM/FT 4000K 10mm Width	16.4FT	30.98	27.94	24.94
ULR-IN-16F-HO-50K	4.4W/FT 350LM/FT 5000K 10mm Width	16.4FT	30.98	27.94	24.94
HIGH OUTPUT LED BLACK RIBBON—INDOOR (16.4FT ROLLS) (Max Run 20ft)					
 ULR-IN-16F-HO-27K-BK	4.4W/FT 310LM/FT 2700K 10mm Width	16.4FT	41.98	37.94	33.94
ULR-IN-16F-HO-30K-BK	4.4W/FT 310LM/FT 3000K 10mm Width	16.4FT	41.98	37.94	33.94
ULR-IN-16F-HO-40K-BK	4.4W/FT 330LM/FT 4000K 10mm Width	16.4FT	41.98	37.94	33.94
ULR-IN-16F-HO-50K-BK	4.4W/FT 350LM/FT 5000K 10mm Width	16.4FT	41.98	37.94	33.94
HIGH OUTPUT LED RIBBON—INDOOR (98.4FT ROLLS) (Max Run 20ft)					
 ULR-IN-98F-HO-27K	4.4W/FT 310LM/FT 2700K 10mm Width	98.4FT	164.98	149.94	135.94
ULR-IN-98F-HO-30K	4.4W/FT 310LM/FT 3000K 10mm Width	98.4FT	164.98	149.94	135.94
ULR-IN-98F-HO-40K	4.4W/FT 330LM/FT 4000K 10mm Width	98.4FT	164.98	149.94	135.94
ULR-IN-98F-HO-50K	4.4W/FT 350LM/FT 5000K 10mm Width	98.4FT	164.98	149.94	135.94
INDOOR TANDEM COUPLINGS					
 ULR-IN-HO-COUP-6I-WR	Coupling to connect 2 high & Extra output ribbons, 6"		2.64	-	-
ULR-IN-HO-COUP-3F-WR	Coupling to connect 2 high & Extra output ribbons, 3ft		2.96	-	-
ULR-IN-HO-COUP-NO-WR	Coupling to connect 2 high & Extra output ribbons, no wire		1.09	-	-
INDOOR POWER FEED CABLES					
 ULR-IN-HO-CONN-6I-WR	1 side ribbon connector, 1 side female socket to driver, 6"		2.02	-	-
ULR-IN-HO-CONN-3F-WR	1 side ribbon connector, 1 side female socket to driver, 3ft		2.48	-	-
ULR-IN-HO-CONN-3F-PT	1 side ribbon connector, 1 side open end, 3ft		2.48	-	-
ULR-IN-HO-CONN-10F-PT	1 side ribbon connector, 1 side open end, 10ft		5.04	-	-






RIBBON



Extra High OUTPUT




Ultra High OUTPUT

RIBBON

CATALOG NO.	DESCRIPTION	REEL LENGTH	NON STOCKING DIST. OR ANY QUANTITY	STOCKING DIST. OR \$2500 MIN.	W/P OR \$5000 MIN.
EXTRA HIGH OUTPUT LED RIBBON—INDOOR (16.4FT ROLLS) (Max Run 11ft)					
 ULR-IN-16F-XHO-27K	8.8W/FT 620LM/FT 2700K 10mm Width	16.4FT	39.98	35.94	31.94
ULR-IN-16F-XHO-30K	8.8W/FT 620LM/FT 3000K 10mm Width	16.4FT	39.98	35.94	31.94
ULR-IN-16F-XHO-40K	8.8W/FT 680LM/FT 4000K 10mm Width	16.4FT	39.98	35.94	31.94
ULR-IN-16F-XHO-50K	8.8W/FT 700LM/FT 5000K 10mm Width	16.4FT	39.98	35.94	31.94
EXTRA HIGH OUTPUT LED RIBBON—INDOOR (98.4FT ROLLS) (Max Run 11ft)					
 ULR-IN-98F-XHO-27K	8.8W/FT 620LM/FT 2700K 10mm Width	98.4FT	214.98	194.94	176.94
ULR-IN-98F-XHO-30K	8.8W/FT 620LM/FT 3000K 10mm Width	98.4FT	214.98	194.94	176.94
ULR-IN-98F-XHO-40K	8.8W/FT 680LM/FT 4000K 10mm Width	98.4FT	214.98	194.94	176.94
ULR-IN-98F-XHO-50K	8.8W/FT 700LM/FT 5000K 10mm Width	98.4FT	214.98	194.94	176.94
ULTRA HIGH OUTPUT LED RIBBON—INDOOR (16.4FT ROLLS) (Max Run 14ft)					
 ULR-IN-16F-YHO-27K	6.7W/FT 820LM/FT 2700K 10mm Width	16.4FT	59.98	53.94	48.94
ULR-IN-16F-YHO-30K	6.7W/FT 820LM/FT 3000K 10mm Width	16.4FT	59.98	53.94	48.94
ULR-IN-16F-YHO-40K	6.7W/FT 880LM/FT 4000K 10mm Width	16.4FT	59.98	53.94	48.94
ULR-IN-16F-YHO-50K	6.7W/FT 900LM/FT 5000K 10mm Width	16.4FT	59.98	53.94	48.94
INDOOR TANDEM COUPLINGS					
 ULR-IN-HO-COUP-6I-WR	Coupling to connect 2 high & Extra output ribbons, 6"		2.64	-	-
ULR-IN-HO-COUP-3F-WR	Coupling to connect 2 high & Extra output ribbons, 3ft		2.96	-	-
ULR-IN-HO-COUP-NO-WR	Coupling to connect 2 high & Extra output ribbons, no wire		1.09	-	-
INDOOR POWER FEED CABLES					
 ULR-IN-HO-CONN-6I-WR	1 side ribbon connector, 1 side female socket to driver, 6"		2.02	-	-
ULR-IN-HO-CONN-3F-WR	1 side ribbon connector, 1 side female socket to driver, 3ft		2.48	-	-
ULR-IN-HO-CONN-3F-PT	1 side ribbon connector, 1 side open end, 3ft		2.48	-	-
ULR-IN-HO-CONN-10F-PT	1 side ribbon connector, 1 side open end, 10ft		5.04	-	-

24-VOLT DAMP LOCATION LED RIBBON LIGHTS - HIGH OUTPUT








CATALOG NO.	DESCRIPTION	REEL LENGTH	NON STOCKING DIST. OR ANY QUANTITY	STOCKING DIST. OR \$2500 MIN.	W/P OR \$5000 MIN.
HIGH OUTPUT LED RIBBON—DAMP LOCATION (16.4FT ROLLS) (Max Run 20ft)					
 ULR-IP54-16F-HO-27K	4.4W/FT 310LM/FT 2700K 10mm Width	16.4FT	57.98	51.94	46.94
ULR-IP54-16F-HO-30K	4.4W/FT 310LM/FT 3000K 10mm Width	16.4FT	57.98	51.94	46.94
ULR-IP54-16F-HO-40K	4.4W/FT 330LM/FT 4000K 10mm Width	16.4FT	57.98	51.94	46.94
ULR-IP54-16F-HO-50K	4.4W/FT 350LM/FT 5000K 10mm Width	16.4FT	57.98	51.94	46.94
INDOOR TANDEM COUPLINGS					
 ULR-IP54-HO-COUP-6I-WR	Coupling to connect 2 high & Extra output ribbons, 6"		6.98	5.94	4.94
ULR-IP54-HO-COUP-3F-WR	Coupling to connect 2 high & Extra output ribbons, 3ft		7.98	6.94	5.94
ULR-IP54-HO-COUP-NO-WR	Coupling to connect 2 high & Extra output ribbons, no wire		3.98	2.94	1.94
INDOOR POWER FEED CABLES					
 ULR-IP54-HO-CONN-6I-WR	1 side ribbon connector, 1 side female socket to driver, 6"		5.98	4.94	3.94
ULR-IP54-HO-CONN-3F-WR	1 side ribbon connector, 1 side female socket to driver, 3ft		6.98	5.94	4.94
ULR-IP54-HO-CONN-3F-PT	1 side ribbon connector, 1 side open end, 3ft		7.98	6.94	5.94
ULR-IP54-HO-CONN-10F-PT	1 side ribbon connector, 1 side open end, 10ft		8.98	7.94	6.94

24-VOLT LED RGB RIBBON LIGHTS, Max Run 16.4ft INDOOR & OUTDOOR VERSIONS

INSTALLED WITH ELECTRONIC DRIVERS ONLY







CATALOG NO.	DESCRIPTION	REEL LENGTH	NON STOCKING DIST. OR ANY QUANTITY	STOCKING DIST. OR \$2500 MIN.	W/P OR \$5000 MIN.
 ULR-IN-16F-HO-RGBW	INDOOR 5.8W/FT 225LM/FT RGB 20FT. Max Run 10mm Width	16.4FT	62.98	56.94	50.94
 ULR-OT-16F-HO-RGBW	WEST LOCATION 5.8W/FT 225LM/FT RGB 20FT. Max Run 10mm Width	16.4FT	81.98	73.94	66.94
RGBW-CONTROLLER	WI-FI RGBW Controller (Remote incl.), 192W Max, 12-24 VDC		59.98	53.94	-
RGBW-WIFI-CONTROLLER	RGBW lighting controller with integrated WI-FI and app. RC incl.		104.98	99.94	94.90
 ULR-IN-HO-RGBW-COUP-6I-WR	Coupling to connect 2 RGBW ribbons, 6"		4.81	-	-
ULR-IN-HO-RGBW-COUP-NO-WR	Coupling to connect 2 RGBW ribbons, no wire		1.44	-	-
 ULR-IN-HO-RGBW-CONN-6I-WR	1 side ribbon connector, 1 side female socket to driver, 6"		2.31	-	-
ULR-IN-HO-RGBW-CONN-3F-WR	1 side ribbon connector, 1 side female socket to driver, 3ft		6.04	-	-
 ULR-OT-HO-RGBW-CONN-3F-WR	WEST LOCATION 1 side ribbon connector, 1 side female socket to driver, 3ft		7.22	-	-

24-VOLT OUTDOOR LED RIBBON LIGHTS - HIGH OUTPUT







High
OUTPUT

CATALOG NO.	DESCRIPTION	REEL LENGTH	NON STOCKING DIST. OR ANY QUANTITY	STOCKING DIST. OR \$2500 MIN.	W/P OR \$5000 MIN.
HIGH OUTPUT LED RIBBON—OUTDOOR (16.4FT ROLLS) (Max Run 20ft)					
	ULR-OT-16F-HO-27K 4.4W/FT 310LM/FT 2700K 10mm Width	16.4FT	46.98	41.94	37.94
	ULR-OT-16F-HO-30K 4.4W/FT 310LM/FT 3000K 10mm Width	16.4FT	46.98	41.94	37.94
	ULR-OT-16F-HO-40K 4.4W/FT 330LM/FT 4000K 10mm Width	16.4FT	46.98	41.94	37.94
	ULR-OT-16F-HO-50K 4.4W/FT 350LM/FT 5000K 10mm Width	16.4FT	46.98	41.94	37.94
HIGH OUTPUT LED RIBBON—OUTDOOR (49FT ROLLS) (Max Run 20ft)					
	ULR-OT-49F-HO-27K 4.4W/FT 350LM/FT 2700K 10mm Width	49FT	136.98	123.94	111.94
	ULR-OT-49F-HO-30K 4.4W/FT 310LM/FT 3000K 10mm Width	49FT	136.98	123.94	111.94
	ULR-OT-49F-HO-40K 4.4W/FT 330LM/FT 4000K 10mm Width	49FT	136.98	123.94	111.94
	ULR-OT-49F-HO-50K 4.4W/FT 350LM/FT 5000K 10mm Width	49FT	136.98	123.94	111.94
OUTDOOR TANDEM COUPLINGS					
	ULR-OT-HO-COUP-6I-WR Coupling to connect 2 high & Extra output ribbons, 6"		3.09	-	-
	ULR-OT-HO-COUP-3F-WR Coupling to connect 2 high & Extra output ribbons, 3ft		3.56	-	-
	ULR-OT-HO-COUP-NO-WR Coupling to connect 2 high & Extra output ribbons, no wire		1.24	-	-
OUTDOOR POWER FEED CABLES					
	ULR-OT-HO-CONN-6I-WR 1 side ribbon connector, 1 side female socket to driver, 6"		1.95	-	-
	ULR-OT-HO-CONN-3F-WR 1 side ribbon connector, 1 side female socket to driver, 3ft		2.71	-	-
	ULR-OT-HO-CONN-3F-PT 1 side ribbon connector, 1 side open end, 3ft		2.48	-	-
	ULR-OT-HO-CONN-10F-PT 1 side ribbon connector, 1 side open end, 10ft		5.04	-	-



24-VOLT OUTDOOR LED RIBBON LIGHTS - EXTRA HIGH OUTPUT




Extra High
OUTPUT

CATALOG NO.	DESCRIPTION	REEL LENGTH	NON STOCKING DIST. OR ANY QUANTITY	STOCKING DIST. OR \$2500 MIN.	W/P OR \$5000 MIN.
EXTRA HIGH OUTPUT LED RIBBON—OUTDOOR (16.4FT ROLLS) (Max Run 16.4ft)					
	ULR-OT-16F-XHO-27K 5.8W/FT 440LM/FT 2700K 10mm Width	16.4FT	56.98	50.94	45.94
	ULR-OT-16F-XHO-30K 5.8W/FT 440LM/FT 3000K 10mm Width	16.4FT	56.98	50.94	45.94
	ULR-OT-16F-XHO-40K 5.8W/FT 450LM/FT 4000K 10mm Width	16.4FT	56.98	50.94	45.94
	ULR-OT-16F-XHO-50K 5.8W/FT 450LM/FT 5000K 10mm Width	16.4FT	56.98	50.94	45.94
EXTRA HIGH OUTPUT LED RIBBON—OUTDOOR (49FT ROLLS) (Max Run 16.4ft)					
	ULR-OT-49F-XHO-27K 5.8W/FT 450LM/FT 5000K 10mm Width	49FT	164.98	149.94	135.94
	ULR-OT-49F-XHO-30K 5.8W/FT 440LM/FT 3000K 10mm Width	49FT	164.98	149.94	135.94
	ULR-OT-49F-XHO-40K 5.8W/FT 450LM/FT 4000K 10mm Width	49FT	164.98	149.94	135.94
	ULR-OT-49F-XHO-50K 5.8W/FT 450LM/FT 5000K 10mm Width	49FT	164.98	149.94	135.94
OUTDOOR TANDEM COUPLINGS					
	ULR-OT-HO-COUP-6I-WR Coupling to connect 2 high & Extra output ribbons, 6"		3.09	-	-
	ULR-OT-HO-COUP-3F-WR Coupling to connect 2 high & Extra output ribbons, 3ft		3.56	-	-
	ULR-OT-HO-COUP-NO-WR Coupling to connect 2 high & Extra output ribbons, no wire		1.24	-	-
OUTDOOR POWER FEED CABLES					
	ULR-OT-HO-CONN-6I-WR 1 side ribbon connector, 1 side female socket to driver, 6"		1.95	-	-
	ULR-OT-HO-CONN-3F-WR 1 side ribbon connector, 1 side female socket to driver, 3ft		2.71	-	-
	ULR-OT-HO-CONN-3F-PT 1 side ribbon connector, 1 side open end, 3ft		2.48	-	-
	ULR-OT-HO-CONN-10F-PT 1 side ribbon connector, 1 side open end, 10ft		5.04	-	-

RGBW CONTROLLER REQUIRES 24V ELECTRONIC DRIVER








CATALOG NO.	DESCRIPTION	NON STOCKING DIST. OR ANY QUANTITY	STOCKING DIST. OR \$2500 MIN.	W/P OR \$5000 MIN.
	RGBW-CONTROLLER RGBW Controller (Remote incl.), 192W Max, 12-24 VDC	59.98	53.94	-
	RGBW-WIFI-CONTROLLER RGBW lighting controller with integrated WI-FI and app, RC incl.	104.98	99.94	94.90

LED INDOOR ELECTRONIC RIBBON LIGHT PLUG-IN DRIVERS (FOR DIMMABLE DRIVERS SEE PAGE 92)

CATALOG NO.	DESCRIPTION	ALL DIST. OR ANY QUANTITY
	ULR-IN-PIDR-48W 48W MAX, 2A, 100-240V INPUT, 15A Plug & Male 24V Connector	17.63
	ULR-IN-PIDR-72W 72W MAX, 3A, 100-240V INPUT Plug & Male 24V Connector	27.71

LED INDOOR ELECTRONIC RIBBON LIGHT HARDWARE DRIVERS





CATALOG NO.	DESCRIPTION	ALL DIST. OR ANY QUANTITY
 ULR-IN-HWDR-75W	75W MAX, 3.2A, 85-264V INPUT, 15A	29.26
 ULR-IN-HWDR-100W	100W MAX, 4.5A, 85-264V INPUT, 15A	32.33
 ULR-IN-HWDR-150W	150W MAX, 6.5A, 85-132V INPUT, 15A	39.42
 ULR-IN-HWDR-200W	200W MAX, 8.8A, 90-132V INPUT, 15A	53.67
 ULR-IN-HWDR-350W	350W MAX, 14.6A, 90-132V INPUT, 15A	67.41
 ULR-IN-HWDR-450W	450W MAX, 18.8A, 90-132V INPUT, 15A	174.86
 ULR-IN-HWDR-600W	600W MAX, 25A, 90-132V INPUT, 15A	215.18


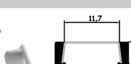






24-VOLT LED OUTDOOR ELECTRONIC NON-DIMMABLE DRIVERS 120V INPUT

(FOR MAG. DIMMABLE DRIVERS SEE PAGE 92)


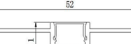
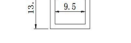







CATALOG NO.	DESCRIPTION	ALL DIST. OR ANY QUANTITY
 LEDDR-24V-WP-60W	60W 120V INPUT	13.15
 LEDDR-24V-WP-200W	200W 120V INPUT	35.65

SURFACE MOUNT CHANNELS & LENSES

CATALOG NO.	DESCRIPTION	ALL DIST. OR ANY QUANTITY
 ULR-CH-SURF-SHALLOW	12X6 mm Surface mount channel, 4ft.	4.49
 ULR-CH-SURF-DEEP	12X12 mm Surface mount channel, 4ft.	4.49
 ULR-LENS-SURF-F	Frosted Lens for 12X6 mm & 12X12 mm Channels	2.95
 ULR-LENS-SURF-C	Clear Lens for 12X6 mm & 12X12 mm Channels	2.95
 ULR-CH-SURF-SHALLOW-CAP	End Cap for 12X6 mm Channels	0.16
 ULR-CH-SURF-DEEP-CAP	End Cap for 12X12 mm Channels	0.18
 ULR-CH-SURF-16X14	16X14 mm Surface mount channel, 4ft.	5.30
 ULR-LENS-SURF-16X14-F	Frosted Lens for 16X14 mm Channels	3.07
 ULR-LENS-SURF-16X14-C	Clear Lens for 16X14 mm Channels	3.07
 ULR-LENS-SURF-16X14-CAP	End Cap for 16X14 mm Channels	0.61






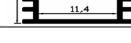






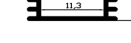

MUD-IN RECESSED MOUNT CHANNELS & LENSES

CATALOG NO.	DESCRIPTION	ALL DIST. OR ANY QUANTITY
 ULR-CH-MUD-13X15	13X15 mm Mud-In Recessed mount channel, 4ft.	17.06
 ULR-LENS-MUD-13X15-F	Frosted Lens for 13X15 mm Channels	2.95
 ULR-LENS-MUD-13X15-C	Clear Lens for 13X15 mm Channels	2.95
 ULR-CH-MUD-13X15-CAP	End Cap for 13X15 mm Channels	0.78
 ULR-CH-MUD-37X15	37X15 mm Mud-In Recessed mount channel (Can fit 2 Ribbons), 4ft.	26.26
 ULR-LENS-MUD-37X15-F	Frosted Lens for 37X15 mm Channels	4.27
 ULR-LENS-MUD-37X15-C	Clear Lens for 37X15 mm Channels	4.27
 ULR-LENS-MUD-37X15-CAP	End Cap for 37X15 mm Channels	0.90

45 DEGREE CHANNEL & LENSES

CATALOG NO.	DESCRIPTION	ALL DIST. OR ANY QUANTITY
 ULR-CH-45D	12X18 mm 45° Channel, 4ft.	10.69
 ULR-LENS-45D-F	Frosted Lens for 45° Channels	4.49
 ULR-CH-45D-CAP	End Cap for 45° Channels	0.45

RECESSED MOUNT CHANNELS & LENSES

CATALOG NO.	DESCRIPTION	ALL DIST. OR ANY QUANTITY
 ULR-CH-REC-SHALLOW	20X10 mm Recessed mount channel, 4ft.	9.15
 ULR-CH-REC-DEEP	20X20 mm Recessed mount channel (Can fit 2 Ribbons), 4ft.	9.15
 ULR-LENS-REC-F	Frosted Lens for 20X10 mm & 20X20 mm Channels	2.95
 ULR-LENS-REC-C	Clear Lens for 20X10 mm & 20X20 mm Channels	2.95
 ULR-CH-REC-SHALLOW-CAP	End Cap for 20X10 mm Channels	0.76
 ULR-CH-REC-DEEP-CAP	End Cap for 20X20 mm Channels	0.18
 ULR-CH-REC-12X7	12X7 mm Recessed mount channel, 4ft.	7.18
 ULR-LENS-REC-12X7-F	Frosted Lens for 12X7 mm Channels	2.95
 ULR-LENS-REC-12X7-C	Clear Lens for 12X7 mm Channels	2.95
 ULR-CH-REC-12X7-CAP	End Cap for 12X7 mm Channels	0.76
 ULR-CH-REC-12X12	12X12 mm Recessed mount channel, 4ft.	7.90
 ULR-LENS-REC-12X12-F	Frosted Lens for 12X12 mm Channels	2.95
 ULR-LENS-REC-12X12-C	Clear Lens for 12X12 mm Channels	2.95
 ULR-CH-REC-12X12-CAP	End Cap for 12X12 mm Channels	0.76

ACCESSORIES

	CATALOG NO.	DESCRIPTION	ALL DIST. OR ANY QUANTITY
	ULR-OUT-ENDC-5PC	End cap for IP67 ribbons, Pack of 5	0.95
	ULR-OUT-UCLIP-10PC	Mounting Clip, Pack of 10	0.95
	ULR-OUT-SGLUE	Silicone glue for sealing compound	1.54
	ULR-2HSTRP	2-hole rubber strap	0.09

EXTENSION CORDS FOR SECONDARY-SIDE OF DRIVERS

	CATALOG NO.	DESCRIPTION	ALL DIST. OR ANY QUANTITY
	ULR-DCJ-2ML-1FT	DC Jumper cable, Both sides male, 1ft.	1.54
	ULR-DCJ-2ML-3FT	DC Jumper cable, Both sides male, 3ft.	2.17
	ULR-DCJ-2ML-10FT	DC Jumper cable, Both sides male, 10ft.	4.18
	ULR-DCJ-1M1F-1FT	DC Jumper cable, one side male one side female, 1ft.	1.54
	ULR-DCJ-1M1F-3FT	DC Jumper cable, one side male one side female, 3ft.	2.17
	ULR-DCJ-1M1F-10FT	DC Jumper cable, one side male one side female, 10ft.	4.18
	ULR-DCJ-2FM-1FT	DC Jumper cable, Both sides female, 1ft.	1.54
	ULR-DCJ-2FM-3FT	DC Jumper cable, Both sides female, 3ft.	2.17
	ULR-DCJ-2FM-10FT	DC Jumper cable, Both sides female, 10ft.	4.18
	ULR-DCJ-1S1F-3FT	DC Jumper cable, one side female one side striped, 3ft	2.17
	ULR-DCJ-1S1F-10FT	DC Jumper cable, one side female one side striped, 10ft	4.18
	ULR-DCJ-1S1M-3FT	DC Jumper cable, one side male one side striped, 3ft	2.17
	ULR-DCJ-1S1M-10FT	DC Jumper cable, one side male one side striped, 10ft	4.18

WIRES

	CATALOG NO.	DESCRIPTION	ALL DIST. OR ANY QUANTITY
	ULR-2WRE-50FT-18	50' Roll of 18/2 AWG wire	16.13
	ULR-2WRE-100FT-18	100' Roll of 18/2 AWG wire	28.25
	ULR-2WRE-50FT-22	50' Roll of 22/2 AWG wire	6.89
	ULR-2WRE-100FT-22	100' Roll of 22/2 AWG wire	13.36
	ULR-5WRE-50FT-22	50' Roll of 22/5 AWG wire	18.43
	ULR-5WRE-100FT-22	100' Roll of 22/5 AWG wire	37.01

DISPLAY BOX FOR ULR SERIES

	CATALOG NO.	DESCRIPTION	ALL DIST. OR ANY QUANTITY	STOCKING DIST. OR \$2500 MIN.
	ULR-DISPLAY	Display Board for ULR Series	\$65 OR BUY STOCKING \$1200	Free

RIBBON

ALL LED DIRECTIONAL LIGHTS ARCHITECTURAL

BUILT-IN INTEGRATED LED

NICHIA
12V LED
40° (7W)
60° (12W)



LFLV-7W



LFLV-12W

12V INTEGRATED LED LANDSCAPE UPLIGHTS

CATALOG NO.	DESCRIPTION	ALL DIST. OR ANY QUANTITY	W/P OR \$5000 MIN.
LFLV-7W-27K	7W 500LM 2700K	41.98	37.94
LFLV-7W-30K	7W 500LM 3000K	41.98	37.94
LFLV-7W-40K	7W 550LM 4000K	41.98	37.94
LFLV-7W-50K	7W 550LM 5000K	41.98	37.94
LFLV-12W-27K	12W 800LM 2700K	54.98	49.94
LFLV-12W-30K	12W 800LM 3000K	54.98	49.94
LFLV-12W-40K	12W 900LM 4000K	54.98	49.94
LFLV-12W-50K	12W 900LM 5000K	54.98	49.94

BUILT-IN INTEGRATED LED

12V Wall Wash

(INTEGRATED) LED FLOODLIGHTS



LFL4-12V-6W
LFL4-12V-12W

PHILIPS LUMILEDS
90°X120°



LFL4-12V-24W
LFL4-12V-30W

Shrouds on Page 25



LFL4-12V-50W

12V INTEGRATED LED WALL WASH LIGHTS

CATALOG NO.	DESCRIPTION	ALL DIST. OR ANY QUANTITY	W/P OR \$5000 MIN.
LFL4-12V-6W-30K	6W 440LM 3000K	39.98	35.94
LFL4-12V-6W-50K	6W 500LM 5000K	39.98	35.94
LFL4-12V-12W-30K	12W 1080LM 3000K	52.98	47.94
LFL4-12V-12W-50K	12W 1260LM 5000K	52.98	47.94
LFL4-12V-24W-30K	24W 2155LM 3000K	76.98	69.94
LFL4-12V-24W-50K	24W 2500LM 5000K	76.98	69.94
LFL4-12V-30W-30K	30W 2700LM 3000K	96.98	87.94
LFL4-12V-30W-50K	30W 3150LM 5000K	96.98	87.94
LFL4-12V-50W-30K	50W 4500LM 3000K	137.98	124.94
LFL4-12V-50W-50K	50W 5250LM 5000K	137.98	124.94

BUILT-IN INTEGRATED LED



LFLD-5W-30K-BZ
BRONZE



LFLD-5W-30K-BZB
BRONZED BRASS



LD-180-BZ
BRONZE

12V LED DIRECTIONAL LIGHT - SOLID BRASS

CATALOG NO.	DESCRIPTION	ALL DIST. OR ANY QUANTITY	W/P OR \$5000 MIN.
LFLD-5W-30K-BZB	5W 400LM 3000K Bronzed Brass	59.98	53.94
LFLD-5W-30K-BZ	5W 400LM 3000K Bronze	59.98	53.94
LD-180-BZ	6W 300LM 3000K Bronze	50.98	45.94

BUILT-IN INTEGRATED LED



LFLD2-6W-30K-BZ



LFLD3-8W-30K-BZ

12V LED DIRECTIONAL LIGHT - SOLID BRASS

CATALOG NO.	DESCRIPTION	ALL DIST. OR ANY QUANTITY	W/P OR \$5000 MIN.
LFLD2-6W-30K-BZ	6W 280LM 3000K	75.98	
LFLD3-8W-30K-BZ	8W 430LM 3000K	128.98	

BUILT-IN INTEGRATED LED

LUMINUS



12-VOLT AC/DC LED GARDEN FLOOD LIGHTS

CATALOG NO.	DESCRIPTION	NON STOCKING DIST. OR ANY QUANTITY	STOCKING DIST. OR \$2500 MIN.	W/P OR \$5000 MIN.
GL-12V-12W-30K-BR	12W 960LM 3000K	49.94	44.94	40.90
GL-12V-12W-40K-BR	12W 960LM 4000K	49.94	44.94	40.90
GL-12V-12W-50K-BR	12W 960LM 5000K	49.94	44.94	40.90
GL-12V-24W-30K-BR	24W 1920LM 3000K	64.94	58.98	52.90
GL-12V-24W-40K-BR	24W 1920LM 4000K	64.94	58.98	52.90
GL-12V-24W-50K-BR	24W 1920LM 5000K	64.94	58.98	52.90

BUILT-IN INTEGRATED LED

12V LED LIGHTS



FLV12-6W

PHILIPS LUMILEDS
35°



FLV12-12W
FLV12-24W

Shrouds on Page 25



FLV12-32W

12V INTEGRATED LED LANDSCAPE FLOOD LIGHTS

CATALOG NO.	DESCRIPTION	NON STOCKING DIST. OR ANY QUANTITY	STOCKING DIST. OR \$2500 MIN.	W/P OR \$5000 MIN.
FLV12-6W-30K	6W 500LM 3000K	36.98	32.98	29.90
FLV12-6W-50K	6W 550LM 5000K	36.98	32.98	29.90
FLV12-12W-30K	12W 1200LM 3000K	52.98	47.98	42.90
FLV12-12W-50K	12W 1300LM 5000K	52.98	47.98	42.90
FLV12-24W-30K	24W 2200LM 3000K	75.98	68.98	61.90
FLV12-24W-50K	24W 2500LM 5000K	75.98	68.98	61.90
FLV12-32W-30K	32W 3200LM 3000K	109.98	99.98	90.90
FLV12-32W-50K	32W 3500LM 5000K	109.98	99.98	90.90

12V (COB) INTEGRATED LED

BUILT-IN INTEGRATED LED

LUMINUS



12-VOLT AC/DC LED GARDEN LIGHT

CATALOG NO.	DESCRIPTION	ALL DIST. OR ANY QUANTITY	BUY MORE, SAVE MORE		
LF12-6W-27K-KN	6W 400LM 2700K				
LF12-6W-30K-KN	6W 400LM 3000K		100+	250+	400+
LF12-6W-40K-KN	6W 450LM 4000K	16.99	\$15.99	\$14.99	\$13.99
LF12-6W-50K-KN	6W 450LM 5000K				
LF12-6W-RGBW-KN	6W 450LM RGB + 3000K	24.98	21.94	19.90	

NEEDS RGBW CONTROLLER SEE PAGE 79.

LANDSCAPE

12VLED
INCL. 5W 30K MR16



LD-098-CR LD-176-CR LD-009-BZ LD-009-BZB LD-176-BZ LD-176-BZB
12V LED DIRECTIONAL LIGHTS - SOLID COPPER & SOLID BRASS

CATALOG NO.	DESCRIPTION	ALL DIST. OR ANY QUANTITY	W/P OR \$5000 MIN.
LD-098-CR	5W 400LM 3000K Cast Copper	48.98	43.94
LD-176-CR	5W 400LM 3000K Cast Copper	48.98	43.94
LD-009-BZ	5W 400LM 3000K Bronze	48.98	43.94
LD-009-BZB	5W 400LM 3000K Bronzed Brass	48.98	43.94
LD-176-BZ	5W 400LM 3000K Bronze	45.98	40.94
LD-176-BZB	5W 400LM 3000K Bronzed Brass	45.98	40.94

12VLED
INCL. 5W 30K MR16
SOLID BRASS



LD-006-BZ LD-103-BZ LD-103-BZB LD-103-AN
LD-099-BZ LD-099-BZB LD-174-BZ LD-110-BZ
12V LED DIRECTIONAL LIGHTS

CATALOG NO.	DESCRIPTION	ALL DIST. OR ANY QUANTITY	W/P OR \$5000 MIN.
LD-006-BZ	5W 400LM 3000K Bronze	41.98	37.94
LD-006-BZB	5W 400LM 3000K Bronzed Brass	41.98	37.94
LD-103-BZ	5W 400LM 3000K Bronze	42.98	38.94
LD-103-BZB	5W 400LM 3000K Bronzed Brass	42.98	38.94
LD-103-AN	5W 400LM 3000K Aged Nickel	46.98	41.94
LD-099-BZ	5W 400LM 3000K Bronze	41.98	37.94
LD-099-BZB	5W 400LM 3000K Bronzed Brass	41.98	37.94
LD-174-BZ	5W 400LM 3000K Bronze	41.98	37.94
LD-110-BZ	5W 400LM 3000K Bronze	51.98	46.94

12VLED
ALUMINUM
INCL. 5W 30K MR16



AD-102-BK AD-102-BR AD-003-BK AD-003-BR AD-003-SIL AD-131-BK AD-131-BR
12V LED DIRECTIONAL LIGHTS - ALUMINUM

CATALOG NO.	DESCRIPTION	ALL DIST. OR ANY QUANTITY	W/P OR \$5000 MIN.
AD-102-BK	5W 400LM 3000K Black	20.98	18.94
AD-102-BR	5W 400LM 3000K Bronze	20.98	18.94
AD-003-BK	5W 400LM 3000K Black	20.98	18.94
AD-003-BR	5W 400LM 3000K Bronze	20.98	18.94
AD-003-SIL	5W 400LM 3000K Silver	20.98	18.94
AD-131-BK	5W 400LM 3000K Black	16.98	14.94
AD-131-BR	5W 400LM 3000K Bronze	16.98	14.94

12VLED
SOLID BRASS
& ALUM. & FIBERGLASS
INCL. 5W 30K MR16



LD-192-BZ BRASS LD-192-BZB BRASS AD-192-BK ALUMINUM AD-192-BR ALUMINUM LD-192-FBK FIBER GLASS
12V LED DIRECTIONAL LIGHTS - SOLID BRASS, CAST ALUMINUM, FIBER GLASS, BRASS

CATALOG NO.	DESCRIPTION	ALL DIST. OR ANY QUANTITY	W/P OR \$5000 MIN.
LD-192-BZ	5W 400LM 3000K Bronze	52.98	47.94
LD-192-BZB	5W 400LM 3000K Bronzed Brass	52.98	47.94
AD-192-BK	5W 400LM 3000K Black	23.98	20.94
AD-192-BR	5W 400LM 3000K Bronze	23.98	20.94
LD-192-FBK	5W 400LM 3000K Fiber Glass	23.98	20.94

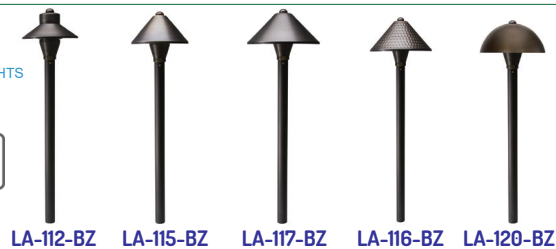
12V PATH LIGHTS
POWDER-COATED
BRONZE OR BLACK OR SILVER
TOTAL LENGTH: 23"



LAL-126-BR LAL-126-BK LAL-126-SIL
12V LED PATH LIGHTS

CATALOG NO.	DESCRIPTION	ALL DIST. OR ANY QUANTITY	W/P OR \$5000 MIN.
LAL-126-BR	3W 200LM 3000K BRONZE	62.98	56.94
LAL-126-BK	3W 200LM 3000K BLACK	62.98	56.94
LAL-126-SIL	3W 200LM 3000K SILVER	62.98	56.94

12V AREA LIGHTS
SOLID BRASS
TOTAL LENGTH: 23"



LA-112-BZ LA-115-BZ LA-117-BZ LA-116-BZ LA-120-BZ
12V LED AREA LIGHTS - SOLID BRASS

CATALOG NO.	DESCRIPTION	ALL DIST. OR ANY QUANTITY	W/P OR \$5000 MIN.
LA-112-BZ	3W 200LM 3000K	63.98	57.94
LA-115-BZ	3W 200LM 3000K	63.98	57.94
LA-117-BZ	3W 200LM 3000K	63.98	57.94
LA-116-BZ	3W 200LM 3000K	63.98	57.94
LA-120-BZ	3W 200LM 3000K	59.98	51.94

12V AREA LIGHTS
SOLID BRASS



LA-118-BZ LA-111-BZ LA-008-BZ LA-010-BZ LA-002-BZ
12V LED AREA LIGHTS - SOLID BRASS

CATALOG NO.	DESCRIPTION	ALL DIST. OR ANY QUANTITY	W/P OR \$5000 MIN.
LA-118-BZ	3W 200LM 3000K	63.98	57.94
LA-111-BZ	3W 200LM 3000K	63.98	57.94
LA-008-BZ	3W 200LM 3000K	63.98	57.94
LA-010-BZ	3W 200LM 3000K	63.98	57.94
LA-002-BZ	3W 200LM 3000K	63.98	57.94

LANDSCAPE

12V AGED NICKEL NICKEL COLLECTION
Cast Brass, Aged Nickel Finish
TOTAL LENGTH: 23"



AGED NICKEL COLLECTION

CATALOG NO.	DESCRIPTION	ALL DIST. OR ANY QUANTITY	W/P OR \$5000 MIN.
LA-112-AN	3W 200LM 3000K	63.98	57.94
LA-117-AN	3W 200LM 3000K	63.98	57.94
LA-116-AN	3W 200LM 3000K	63.98	57.94
LA-111-AN	3W 200LM 3000K	63.98	57.94

12V AREA LIGHTS SOLID BRASS TOTAL LENGTH: 23"



LA-112-BZ-12IN LA-115-BZ-12IN LA-117-BZ-12IN LA-116-BZ-12IN LA-118-BZ-12IN LA-111-BZ-12IN LA-111-CR-12IN LA-117-CR-12IN LA-116-CR-12IN

12V LED AREA LIGHTS

CATALOG NO.	DESCRIPTION	ALL DIST. OR ANY QUANTITY	W/P OR \$5000 MIN.
LA-112-BZ-12IN	3W 200LM 3000K	63.98	57.94
LA-115-BZ-12IN	3W 200LM 3000K	63.98	57.94
LA-117-BZ-12IN	3W 200LM 3000K	63.98	57.94
LA-116-BZ-12IN	3W 200LM 3000K	63.98	57.94
LA-118-BZ-12IN	3W 200LM 3000K	63.98	57.94
LA-111-BZ-12IN	3W 200LM 3000K	63.98	57.94
LA-111-CR-12IN	3W 200LM 3000K	63.98	57.94
LA-116-CR-12IN	3W 200LM 3000K	63.98	57.94
LA-117-CR-12IN	3W 200LM 3000K	63.98	57.94

12V PAGODA LIGHTS
BLACK OR BRONZE



12V LED PAGODA LIGHTS

CATALOG NO.	DESCRIPTION	ALL DIST. OR ANY QUANTITY	W/P OR \$5000 MIN.
AA-145-BK	3W 200LM 3000K	15.98	13.94
AA-145-BR	3W 200LM 3000K	15.98	13.94
AA-146-BK	3W 200LM 3000K	18.98	16.94
AA-146-BR	3W 200LM 3000K	18.98	16.94
AA-148-BK	3W 200LM 3000K	21.98	19.94



STEP LIGHTS WITH LED LAMPS, ALUMINUM

CATALOG NO.	DESCRIPTION	ALL DIST. OR ANY QUANTITY	W/P OR \$5000 MIN.
AS-158-BR	3W 200LM 3000K	20.98	18.94
AS-158-BK	3W 200LM 3000K	20.98	18.94
AS-159-BR	3W 200LM 3000K	20.98	18.94
AS-159-BK	3W 200LM 3000K	20.98	18.94


LED 3W, 30K JC 3" ARCHITECTURAL



STEP LIGHTS WITH LED LAMPS, BRASS

CATALOG NO.	DESCRIPTION	ALL DIST. OR ANY QUANTITY	W/P OR \$5000 MIN.
LS-180-BZ	3W 200LM 3000K	46.98	41.94
LS-185-BZ	3W 200LM 3000K	46.98	41.94
LS-158-BZ	3W 200LM 3000K	46.98	41.94
LS-158-SS	3W 200LM 3000K	46.98	41.94
LS-159-BZ	3W 200LM 3000K	46.98	41.94

12V AREA LIGHTS SOLID COPPER TOTAL LENGTH: 23"



12V LED AREA LIGHTS - SOLID COPPER

CATALOG NO.	DESCRIPTION	ALL DIST. OR ANY QUANTITY	W/P OR \$5000 MIN.
LA-111-CR	3W 200LM 3000K	63.98	57.94
LA-116-CR	3W 200LM 3000K	63.98	57.94
LA-117-CR	3W 200LM 3000K	63.98	57.94

12V AREA LIGHTS SOLID COPPER



12V LED AREA LIGHTS - SOLID COPPER

CATALOG NO.	DESCRIPTION	ALL DIST. OR ANY QUANTITY	W/P OR \$5000 MIN.
LA-010-CR	3W 200LM 3000K	63.98	57.94
LA-112-CR	3W 200LM 3000K	63.98	57.94
LA-118-CR	3W 200LM 3000K	63.98	57.94

12V STEP LIGHTS WITH INTEGRATED SMD LED MODULE



LED STEP LIGHTS

CATALOG NO.	DESCRIPTION	ALL DIST. OR ANY QUANTITY	W/P OR \$5000 MIN.
LS-124-BZ	3W 200LM 3000K	54.98	49.94
LS-124-AN	3W 200LM 3000K	54.98	49.94
LS-160-BZ	3W 200LM 3000K	54.98	49.94
LS-160-AN	3W 200LM 3000K	54.98	49.94
LS-155-BZ	3W 200LM 3000K	54.98	49.94
LS-161-BZ	3W 200LM 3000K	54.98	49.94
LS-172-BZ-LEDI	3W 200LM 3000K	60.98	54.94

LANDSCAPE

12V INTEGRATED COB (IN GROUND) LIGHTS IP67 ETL US



IGL-1W IGL-3W IGL-7W IGL-1W-TWLN RGBW-CONTROLLER RGBW-WIFI-CONTROLLER

12V INTEGRATED LED (IN GROUND) LIGHTS

CATALOG NO.	DESCRIPTION	ALL DIST. OR ANY QUANTITY	W/P OR \$5000 MIN.
IGL-1W-30K	1W 100LM 3000K	43.98	39.94
IGL-1W-40K	1W 100LM 4000K	43.98	39.94
IGL-1W-TWLN	1W in ground light lock nut for thin wall	2.75	-
IGL-3W-30K	3W 290LM 3000K	52.98	47.94
IGL-3W-40K	3W 290LM 4000K	52.98	47.94
IGL-3W-RGBW	3W 290LM RGB+3000K <small>NEEDS CONTROLLER</small>	86.98	78.94
IGL-7W-30K	7W 620LM 3000K	70.98	63.94
IGL-7W-40K	7W 620LM 4000K	70.98	63.94
IGL-10W-RGBW	10W 620LM RGB+3000K <small>NEEDS CONTROLLER</small>	93.98	84.94
RGBW-CONTROLLER	RGBW Controller (Remote incl.), 192W Max, 12-24 VDC	59.98	53.94
RGBW-WIFI-CONTROLLER	RGBW lighting controller with integrated WI-FI and app, RC incl.	104.98	99.94



OPTIONAL TRIMS FOR 1W IN-GROUND FIXTURES

CATALOG NO.	DESCRIPTION	ALL DIST. OR ANY QUANTITY	W/P OR \$5000 MIN.
IGL-1W-TRM-AL-RBK	1.8" DIAMETER	12.98	10.94
IGL-1W-TRM-AL-RWH	1.8" DIAMETER	12.98	10.94
IGL-1W-TRM-AL-RBN	1.8" DIAMETER	12.98	10.94
IGL-1W-TRM-AL-RLBN	2.75" DIAMETER	12.98	10.94
IGL-1W-TRM-AL-SCP	1.8" DIAMETER	12.98	10.94
IGL-1W-TRM-SS-1WY	1.8" DIAMETER	12.98	10.94
IGL-1W-TRM-SS-2WY	1.8" DIAMETER	12.98	10.94
IGL-1W-TRM-SS-SQR	1.8" DIAMETER	12.98	10.94
IGL-1W-TRM-SS-SQSQ	1.8" DIAMETER	12.98	10.94
IGL-1W-TRM-AL-RAZ	1.8" DIAMETER	9.98	8.94
IGL-1W-TRM-AL-SCP-AZ	1.8" DIAMETER	9.98	8.94



OPTIONAL TRIMS FOR 3W IN-GROUND FIXTURES

CATALOG NO.	DESCRIPTION	ALL DIST. OR ANY QUANTITY	W/P OR \$5000 MIN.
IGL-3W-TRM-SS-1WY	2.3" DIAMETER	16.98	14.94
IGL-3W-TRM-SS-2WY	2.3" DIAMETER	16.98	14.94
IGL-3W-TRM-SS-SQR	2.3" DIAMETER	16.98	14.94
IGL-3W-TRM-SS-SQSQ	2.3" DIAMETER	16.98	14.94
IGL-3W-TRM-SS-R	2.3" DIAMETER	16.98	14.94
IGL-3W-TRM-AL-RBN	2.75" DIAMETER	16.98	14.94
IGL-3W-TRM-SS-SCP	2.3" DIAMETER	16.98	14.94
IGL-3W-TRM-SS-SCP-AZ	2.3" DIAMETER, BRONZE	16.98	14.94
IGL-3W-TRM-AL-AZ	2.3" DIAMETER	13.98	11.94

12V HARDSCAPE AREA LIGHTS 8 FT Cable BRONZE



HSL-3-30K HSL-7-30K HSL-13-30K

LED HARDSCAPE LIGHTS WITH FRONT TRIM

CATALOG NO.	DESCRIPTION	ALL DIST. OR ANY QUANTITY	W/P OR \$5000 MIN.
HSL-3-30K	1W 30LM 3000K	43.98	39.94
HSL-7-30K	2W 100LM 3000K	57.98	51.94
HSL-13-30K	3W 160LM 3000K	59.98	53.94



CATALOG NO.	DESCRIPTION	ALL DIST. OR ANY QUANTITY	W/P OR \$5000 MIN.
WL-140-FBK	Fiber Glass, Black	36.98	32.94
LD-001-BZ	Die-cast Brass, Antique Bronze Finish	52.98	47.94

12V WELL LIGHTS MR16 LED INCL. 5W 30K



CATALOG NO.	DESCRIPTION	ALL DIST. OR ANY QUANTITY	W/P OR \$5000 MIN.
WL-137-BK	5W 400LM 3000K	29.98	26.94
WL-137-BZ	5W 400LM 3000K	62.98	56.94
WL-138-BK	5W 400LM 3000K	29.98	26.94
WL-138-BZ	5W 400LM 3000K	62.98	56.94
WL-138-SS	5W 400LM 3000K	62.98	56.94

12V WELL LIGHTS MR16 LED WITH DIRECTIONAL LAMP BRACKET INCL. 5W 30K, 400LM



CATALOG NO.	DESCRIPTION	ALL DIST. OR ANY QUANTITY	W/P OR \$5000 MIN.
WL-701-FGBZ	5W 400LM 3000K	68.98	61.94
WL-705-FGBZ	5W 400LM 3000K	68.98	61.94
WL-707-FGBZ	5W 400LM 3000K	68.98	61.94
WL-708-FGBZ	5W 400LM 3000K	68.98	61.94

LANDSCAPE

12V WELL LIGHTS MR16 LED INCL. 5W 30K



WELL LIGHTS WITH SLEEVE & LED LAMPS

CATALOG NO.	DESCRIPTION	ALL DIST. OR ANY QUANTITY	WIP OR \$5000 MIN.
WL-105-1-BK	5W 400LM 3000K	19.98	17.94
WL-105-BK	5W 400LM 3000K	19.98	17.94
WL-181-BK	5W 400LM 3000K	19.98	17.94
WL-181-BZ	5W 400LM 3000K	52.98	47.94
WL-181-BR	5W 400LM 3000K	19.98	17.94
WL-157-FGBZ	5W 400LM 3000K	40.15	-

UNDERWATER LIGHTS INCL. 5W 30K MR16 LED



LED UNDERWATER LIGHTS

CATALOG NO.	DESCRIPTION	ALL DIST. OR ANY QUANTITY	WIP OR \$5000 MIN.
UW-125-BS	5W 400LM 3000K	62.98	56.94
UW-125-SS	5W 400LM 3000K	62.98	56.94
UW-126-BZ	5W 400LM 3000K	70.98	63.94

LED WALL/STEP LIGHTS, 120-277V



CATALOG NO.	DESCRIPTION	PKG QTY	NON STOCKING DIST. OR ANY QUANTITY	STOCKING DIST. OR \$2500 MIN.	WIP OR \$5000 MIN.
WMS-S-50K-BR	6W 660LM 5000K	24	37.98	32.94	29.90
WMS-S-30K-BR	6W 630LM 3000K	24	37.98	32.94	29.90
WMS-R-50K-BR	6W 660LM 5000K	24	37.98	32.94	29.90
WMS-R-30K-BR	6W 630LM 3000K	24	37.98	32.94	29.90
WMS-S-50K-WH	6W 660LM 5000K	24	37.98	32.94	29.90
WMS-S-30K-WH	6W 630LM 3000K	24	37.98	32.94	29.90
WMS-R-50K-WH	6W 660LM 5000K	24	37.98	32.94	29.90
WMS-R-30K-WH	6W 630LM 3000K	24	37.98	32.94	29.90



CATALOG NO.	DESCRIPTION	ALL DIST. OR ANY QUANTITY	WIP OR \$5000 MIN.
LVT-60	60W	26.98	23.94
LVT-100	100W	53.98	48.94

DUAL-TAP WITH TIMER & PHOTOCELL SLIDE DOOR STAINLESS STEEL



DUAL-TAP (12V/15V AC) LANDSCAPE TRANSFORMERS WITH TIMER & PHOTOCELL SLIDE DOOR

CATALOG NO.	DESCRIPTION	ALL DIST. OR ANY QUANTITY	WIP OR \$5000 MIN.
TR-40W-DT-TPC-SS	40W	107.98	97.94
TR-75W-DT-TPC-SS	75W	118.98	107.94
TR-100W-DT-TPC-SS	100W	137.98	124.94
TR-200W-DT-TPC-SS	200W	150.98	136.94

PROFESSIONAL SERIES TRANSFORMERS MULTI-TAP WITH TIMER & PHOTOCELL READY STAINLESS STEEL



MULTI-TAP (12V/13V/14V/15V AC) LANDSCAPE TRANSFORMERS TIMER & PHOTOCELL READY (NOT INCLUDED) HINGE DOOR

CATALOG NO.	DESCRIPTION	ALL DIST. OR ANY QUANTITY	WIP OR \$5000 MIN.
TR-150W-MT-SS	150W	180.98	163.94
TR-300W-MT-SS	300W	249.98	226.94
TR-600W-MT-SS	600W	340.98	309.94
TR-900W-MT-SS	900W	431.98	391.94



CATALOG NO.	DESCRIPTION	ALL DIST. OR ANY QUANTITY	WIP OR \$5000 MIN.
TR-MTMR	MECHANICAL TIMER	14.98	12.94
TR-DTMR	DIGITAL TIMER	19.98	17.94
TR-PC	PHOTOCELL	31.98	28.94

DRY LOCATION AC TRANSFORMERS, 12V

CATALOG NO.	DESCRIPTION	ALL DIST. OR ANY QUANTITY	WIP OR \$5000 MIN.
LVT-60	60W	26.98	23.94
LVT-100	100W	53.98	48.94

LANDSCAPE



MR16


MR16-400L-D MR16-500L-D MR16-5W-RGB

CATALOG NO.	DESCRIPTION	ALL DIST. OR ANY QUANTITY
MR16-400L-27K-D	5W 380LM 2700K	3.98
MR16-400L-30K-D	5W 380LM 3000K	3.98
MR16-400L-41K-D	5W 390LM 4100K	3.98
MR16-400L-50K-D	5W 400LM 5000K	3.98
MR16-500L-C90-30K-D	7W 500LM 3000K	5.98
MR16-500L-C90-40K-D	7W 560LM 4000K	5.98
MR16-500L-C90-50K-D	7W 560LM 5000K	5.98



PVC POST

CATALOG NO.	DESCRIPTION	ALL DIST. OR ANY QUANTITY
WE167	Extra-long 18-1/2" PVC mounting post for ground mounted landscape fixtures	15.51
WE167-CAP	Cap only for WE167	5.57



TREE BASE

CATALOG NO.	DESCRIPTION	ALL DIST. OR ANY QUANTITY
A-41-S	Tree mounting base	7.40
LG-SMB-BZ	12V brass landscape tree or surface bracket, antique bronze finish	12.08



BUNGEE CORDS

CATALOG NO.	DESCRIPTION	ALL DIST. OR ANY QUANTITY
BC-13	13" Bungee cords with hooks	7.76
BC-18	18" Bungee cords with hooks	8.67
BC-24	24" Bungee cords with hooks	10.10
BC-32	32" Bungee cords with hooks	12.33



PATH LIGHTING ACCESSORIES

CATALOG NO.	DESCRIPTION	ALL DIST. OR ANY QUANTITY
LA-T-BZ	Fixture mounting "T" Attachment	16.95
LA-90-BZ	Fixture mounting 90° elbow Attachment	15.51
LA-FMS21-BZ	21" Solid brass fixture mounting stem Antique bronze finish	21.15

PAR36-IP65



CATALOG NO.	DESCRIPTION	ALL DIST. OR ANY QUANTITY
PAR36-12W-30K	12W 1000LM 3000K	20.98
PAR36-12W-40K	12W 1000LM 4000K	20.98
PAR36-12W-50K	12W 1000LM 5000K	20.98



12V AC/DC REPLACEMENT LAMPS

CATALOG NO.	DESCRIPTION	ALL DIST. OR ANY QUANTITY
GZ-JC-39L-27K	3W 250LM 2700K	3.98
GZ-JC-39L-30K	3W 250LM 3000K	3.98
GZ-JC-18L-27K	3W 250LM 2700K	3.45
GZ-JC-18L-32K	3W 250LM 3200K	3.45
GZ-JC-WP-3W-32K	3W 180LM 3200K	3.48
GZ-S8-140L-30K	1W 140LM 3200K	5.59
GZ-S8-32K	1.4W 70LM 3200K	3.48
GZ-JC-60L-TFL	3W 60LM TURTLE FRIENDLY CCT	10.50
GZ-JC-300L-27K	3W 300LM 2700K	5.43
GZ-JC-300L-30K	3W 300LM 3000K	5.43




BRASS BASE

CATALOG NO.	DESCRIPTION	ALL DIST. OR ANY QUANTITY
B-41	1/2" NPT hub, Solid Brass, Antique Bronze finish	10.10
B-41-AN	1/2" NPT hub, Solid Brass, Aged Nickel finish	10.10



ALUMINUM BASE

CATALOG NO.	DESCRIPTION	ALL DIST. OR ANY QUANTITY
A-41-BR	1/2" NPT hub, Cast aluminum, Bronze Powder coat finish	3.17
A-41-BK	1/2" NPT hub, Cast aluminum, Black Powder coat finish	3.17



SILICON-FILLED WIRE NUTS

CATALOG NO.	DESCRIPTION	ALL DIST. OR ANY QUANTITY
LSWN1	Bag of 24, Waterproof wire connectors, for up to two 14-2 + one 16-2 cables	7.66
LSWN2	Box of 24, Waterproof wire connectors, for up to three 12-2 cables	11.52
LSWN2-100	Jar of 100, Waterproof wire connectors, for up to three 12-2 cables	38.90

LANDSCAPE



SPIKES

CATALOG NO.	DESCRIPTION	ALL DIST. OR ANY QUANTITY
WL-SLEEVE	PVC sleeve Kit for 4" well lights	7.71
SPIKE-BG	8.5" PVC spike	2.11
SPIKE-10	10" PVC spike	3.52



AREA LIGHTING REPLACEMENT PARTS

CATALOG NO.	DESCRIPTION	ALL DIST. OR ANY QUANTITY
LA-STEM-RL	Replacement Glass Lens for Path Light stem	7.05
LA-STEM-KNOB	Replacement Knob	4.94
LA-STEM-REPL-LED	3000K Replacement LED Tower for path lights Also fits Pagoda Lights	11.64
LA-STEM-REPL-LED-27K	2700K Replacement LED Tower for path lights Also fits Pagoda Lights	11.64
LA-STEM-REPL-LED-40K	4000K Replacement LED Tower for path lights Also fits Pagoda Lights	10.12
LA-STEM-REPL-LED-50K	5000K Replacement LED Tower for path lights Also fits Pagoda Lights	10.12



PAGODA LIGHTS REPLACEMENT GLASS

CATALOG NO.	DESCRIPTION	ALL DIST. OR ANY QUANTITY
AA-145-RG	Replacement Glass for 2-Tier pagodas	3.77
AA-146-RG	Replacement Glass for 3-Tier pagodas	3.80
AA-147-RG	Replacement Glass for 4-Tier pagodas	3.93



LOW-VOLTAGE CABLE

CATALOG NO.	DESCRIPTION	STD. PKG.	ALL DIST. OR ANY QUANTITY
LOV-14	#14 AWG (41 Strands)		0.248/ft
LOV-12	#12 AWG (65 Strands)	500 FT. per	0.343/ft
LOV-10	#10 AWG (104 Strands)	Reel/Box	0.560/ft
LOV-8	#8 AWG (168 Strands)		0.935/ft



12V SNAP CONNECTOR

CATALOG NO.	DESCRIPTION	ALL DIST. OR ANY QUANTITY
WE-CONN	black color	1.45



STEP LIGHTING REPLACEMENT LED MODULE

CATALOG NO.	DESCRIPTION	ALL DIST. OR ANY QUANTITY
LS-REPL-LED	3000K Replacement LED Module	11.64
LS-REPL-LED-27K	2700K Replacement LED Module	11.64

LANDSCAPE



LANDSCAPE DISPLAY


CATALOG NO.	DESCRIPTION	ALL DIST. OR ANY QUANTITY	WIP OR \$5000 MIN.
LANDSCAPE-DISPLAY	Display for Lanscape	\$500 OR BUY LANDSCAPE FREE STOCKING \$2500	
LANDSCAPE-DISPLAY2-UBK	Display for Lanscape	\$500 OR BUY LANDSCAPE FREE STOCKING \$2500	
LANDSCAPE-DISPLAY2-UBR	Display for Lanscape	\$500 OR BUY LANDSCAPE FREE STOCKING \$2500	

BOLLARD CUSTOMIZATION

CATALOG NO.	POST SIZE		FIXTURES PER POLE		COLOR TEMPERATURE		FINISH DESCRIPTION	
	CODE	DESCRIPTION	CODE	DESCRIPTION	CODE	DESCRIPTION	CODE	DESCRIPTION
WMS-S	18	18 Inch	1	1 Sided	30K	3000K	BR	Bronze
WMS-R	36	36 Inch	2	2 Sided	40K	4000K	WH	White
LMW					50K	5000K		

For more information on each fixture model, refer to: LWA-12 page 3, LMW page 8, WMS page 8.





STEP LIGHT ENGINES Polycarbonate

CATALOG NO.	DESCRIPTION	ALL DIST. OR ANY QUANTITY	WIP OR \$5000 MIN.
SLEA-12V-27K	2W 86LM 2700K	21.98	19.94
SLEA-12V-30K	2W 86LM 3000K	21.98	19.94
SLEA-12V-40K	2W 86LM 4000K	21.98	19.94
SLEA-12V-50K	2W 86LM 5000K	21.98	19.94
SLEA-120V-27K	2W 86LM 2700K	29.98	26.94
SLEA-120V-30K	2W 86LM 3000K	29.98	26.94
SLEA-120V-40K	2W 86LM 4000K	29.98	26.94
SLEA-120V-50K	2W 86LM 5000K	29.98	26.94

STEP LIGHT ENGINES Polycarbonate

CATALOG NO.	DESCRIPTION	ALL DIST. OR ANY QUANTITY	WIP OR \$5000 MIN.
SLE-12V-27K	3W 100LM 2700K	21.98	19.94
SLE-12V-30K	3W 100LM 3000K	21.98	19.94
SLE-12V-40K	3W 100LM 4000K	21.98	19.94
SLE-12V-50K	3W 118LM 5000K	21.98	19.94
SLE-120V-27K	3W 90LM 2700K	29.98	26.94
SLE-120V-30K	3W 90LM 3000K	29.98	26.94
SLE-120V-40K	3W 90LM 4000K	29.98	26.94
SLE-120V-50K	3W 104LM 5000K	29.98	26.94

120V 12V

120V 12V

FACE PLATES For SLEA (Order Separately)

PRECISION-CAST ALUMINUM



10.33 SLT-A-WH (WHITE FINISH)



10.33 SLT-A-BN (BRUSHED NICKEL FINISH)



10.33 SLT-A-AZ (ANTIQU BRONZE FINISH)



10.33 SLT-A-ORB (OIL-RUBBED BRONZE FINISH)



STEP LIGHT ENGINES Polycarbonate

CATALOG NO.	DESCRIPTION	ALL DIST. OR ANY QUANTITY	WIP OR \$5000 MIN.
SLEB-12V-27K	2W 86LM 2700K	21.98	19.94
SLEB-12V-30K	2W 86LM 3000K	21.98	19.94
SLEB-12V-40K	2W 86LM 4000K	21.98	19.94
SLEB-12V-50K	2W 86LM 5000K	21.98	19.94
SLEB-120V-27K	2W 86LM 2700K	26.98	23.94
SLEB-120V-30K	2W 86LM 3000K	26.98	23.94
SLEB-120V-40K	2W 86LM 4000K	26.98	23.94
SLEB-120V-50K	2W 86LM 5000K	26.98	23.94


120V 12V

FACE PLATES For SLEB (Order Separately)

PRECISION-CAST ALUMINUM



8.98 SLT-B-WH (WHITE FINISH)



8.98 SLT-B-BN (BRUSHED NICKEL FINISH)



8.98 SLT-B-AZ (ANTIQU BRONZE FINISH)



8.98 SLT-B-ORB (OIL-RUBBED BRONZE FINISH)

FACE PLATES For SLE (Order Separately)

PRECISION-CAST ALUMINUM



9.18 SLT-LH-ORB (OIL-RUBBED BRONZE FINISH)



9.18 SLT-LH-BN (BRUSHED NICKEL FINISH)




9.18 SLT-LH-WH (WHITE FINISH)




9.18 SLT-LH-AZ (ANTIQU BRONZE FINISH)



9.18 SLT-F-ORB (OIL-RUBBED BRONZE FINISH)



9.18 SLT-F-BN (BRUSHED NICKEL FINISH)



9.18 SLT-F-WH (WHITE FINISH)



9.18 SLT-F-AZ (ANTIQU BRONZE FINISH)



9.18 SLT-S-ORB (OIL-RUBBED BRONZE FINISH)



9.18 SLT-S-BN (BRUSHED NICKEL FINISH)



9.18 SLT-S-WH (WHITE FINISH)



9.18 SLT-S-AZ (ANTIQU BRONZE FINISH)



9.18 SLT-LV-ORB (OIL-RUBBED BRONZE FINISH)



9.18 SLT-LV-BN (BRUSHED NICKEL FINISH)



9.18 SLT-LV-WH (WHITE FINISH)



9.18 SLT-LV-AZ (ANTIQU BRONZE FINISH)



Clear PVC Gasket Set Included with Light Engine for J-box or weatherproof box mounting


LANDSCAPE



LAL-12V-130-31-30K-BR
LAL-12V-130-31-30K-BK



LAL-12V-118-31-30K-BR
LAL-12V-118-31-30K-BK



LAL-12V-117-31-30K-BR
LAL-12V-117-31-30K-BK



LAL-12V-122-31-30K-BR
LAL-12V-122-31-30K-BK



LAL-12V-128-31-30K-BR
LAL-12V-128-31-30K-BK



LAL-12V-127-23-30K-BR
LAL-12V-127-23-30K-BK



LAL-12V-120-23-30K-BR
LAL-12V-120-23-30K-BK



LAL-12V-124-15-30K-BR
LAL-12V-124-15-30K-BK



LAL-12V-124-31-30K-BR
LAL-12V-124-31-30K-BK

LANDSCAPE

12V LED AREA LIGHTS - GROUND OR SURFACE MOUNT

Custom Design Aluminum Spike & Surface Mounting Base Inc.



CATALOG NO.	DESCRIPTION	ALL DIST. OR ANY QUANTITY	W/P OR \$5000 MIN.
LAL-12V-130-31-30K-BR	10w 720LM 3000K 31" Height BRONZE BELL Model	89.98	80.94
LAL-12V-130-31-30K-BK	10w 720LM 3000K 31" Height BLACK BELL Model	89.98	80.94
LAL-12V-118-31-30K-BR	10w 720LM 3000K 31" Height BRONZE HAMMERHEAD Model	75.98	68.94
LAL-12V-118-31-30K-BK	10w 720LM 3000K 31" Height BLACK HAMMERHEAD Model	75.98	68.94
LAL-12V-117-31-30K-BR	10w 720LM 3000K 31" Height BRONZE HUT Model	80.98	72.94
LAL-12V-117-31-30K-BK	10w 720LM 3000K 31" Height BLACK HUT Model	80.98	72.94
LAL-12V-122-31-30K-BR	10w 720LM 3000K 31" Height BRONZE AFAR Model (ADJUSTABLE)	90.98	81.94
LAL-12V-122-31-30K-BK	10w 720LM 3000K 31" Height BLACK AFAR Model (ADJUSTABLE)	90.98	81.94
LAL-12V-128-31-30K-BR	10w 720LM 3000K 31" Height BRONZE SURVEIL Model	70.98	63.94
LAL-12V-128-31-30K-BK	10w 720LM 3000K 31" Height BLACK SURVEIL Model	70.98	63.94
LAL-12V-127-23-30K-BR	10w 720LM 3000K 23" Height BRONZE LEAN Model	56.98	50.94
LAL-12V-127-23-30K-BK	10w 720LM 3000K 23" Height BLACK LEAN Model	56.98	50.94
LAL-12V-120-23-30K-BR	10w 720LM 3000K 23" Height BRONZE OPERA Model	75.98	68.94
LAL-12V-120-23-30K-BK	10w 720LM 3000K 23" Height BLACK OPERA Model	75.98	68.94
LAL-12V-124-15-30K-BR	10w 720LM 3000K 15" Height BRONZE EUCLID Model	67.98	60.94
LAL-12V-124-15-30K-BK	10w 720LM 3000K 15" Height BLACK EUCLID Model	67.98	60.94
LAL-12V-124-31-30K-BR	10w 720LM 3000K 31" Height BRONZE EUCLID Model	76.98	69.94
LAL-12V-124-31-30K-BK	10w 720LM 3000K 31" Height BLACK EUCLID Model	76.98	69.94

UNDERCABINET LIGHTING

ADJUSTABLE ANGLE MULTI COLOR-TEMPERATURE UNDERCABINET LIGHTS



120V 120V



CATALOG NO.	DESCRIPTION	PKG. QTY.	ALL DIST. OR ANY QUANTITY	W/P OR \$5000 MIN.
UCA-8-WHT	3W 150LM 2700K/3000K/4000K 8"L WHITE	10	29.98	26.90
UCA-12-WHT	5W 275LM 2700K/3000K/4000K 12"L WHITE	10	30.98	27.90
UCA-16-WHT	6.5W 390LM 2700K/3000K/4000K 16" WHITE	10	33.98	30.90
UCA-21-WHT	8W 450LM 2700K/3000K/4000K 21"L WHITE	10	41.98	37.90
UCA-24-WHT	12W 650LM 2700K/3000K/4000K 24"L WHITE	10	43.98	39.90
UCA-33-WHT	16W 900LM 2700K/3000K/4000K 33"L WHITE	10	51.98	46.90
UCA-42-WHT	20W 1100LM 2700K/3000K/4000K 42"L WHITE	10	60.98	54.90
UCA-LC12-WHT	12" Linking Cable for White UCA Series - White color	-	4.58	-
UCA-8-BRZ	3W 150LM 2700K/3000K/4000K 8"L BRONZE	10	29.98	27.94
UCA-12-BRZ	5W 275LM 2700K/3000K/4000K 12"L BRONZE	10	30.98	28.94
UCA-16-BRZ	6.5W 390LM 2700K/3000K/4000K 16"L BRONZE	10	33.98	31.94
UCA-21-BRZ	8W 450LM 2700K/3000K/4000K 21"L BRONZE	10	38.98	36.94
UCA-24-BRZ	12W 650LM 2700K/3000K/4000K 24"L BRONZE	10	40.98	38.94
UCA-33-BRZ	16W 900LM 2700K/3000K/4000K 33"L BRONZE	10	52.98	49.94
UCA-42-BRZ	20W 1100LM 2700K/3000K/4000K 42"L BRONZE	10	59.98	56.94
UCA-LC12-BLK	12" Linking Cable for Bronze UCA Series - Black color (Matches the color of included cables)	-	4.58	-

UCA-DISPLAY Display Board for UCA Series - \$65 OR BUY FREE STOCKING \$1200

MULTI COLOR-TEMPERATURE LIGHTS
Accessories Included

- 6' Power Cord
- 8" Interconnect Cable
- End-to-End Coupling
- Mounting Screws



On/Off Switch with 100% /50% Dimming. Color Temp. selection Switch: 2700K/ 3000K/ 4000k




1/2" KOs Cable Connector included

LED LINEAR UNDERCABINET LIGHTS (Use External Drivers)



12V

24V



CATALOG NO.	DESCRIPTION	PKG. QTY.	ALL DIST. OR ANY QUANTITY	W/P OR \$5000 MIN.
UCW6WW	2W 140LM 3000K 6"	30	16.98	14.94
UCW6W	2W 168LM 6000K 6"	30	16.98	14.94
UCW12WW	3W 250LM 3000K 12"	30	24.98	20.94
UCW12W	3W 280LM 6000K 12"	30	24.98	20.94
UCW20WW	5W 420LM 3000K 20"	30	36.98	33.94
UCW20W	5W 462LM 6000K 20"	30	36.98	33.94
UCW32WW	8W 590LM 3000K 32"	30	50.98	47.94
UCW32W	8W 640LM 6000K 32"	30	50.98	47.94
UCW40WW	11W 820LM 3000K 40"	30	70.98	65.94
UCW40W	11W 880LM 6000K 40"	30	70.98	65.94
UC6WW	2W 140LM 3000K 6"	30	16.98	14.94
UC6W	2W 168LM 6000K 6"	30	16.98	14.94
UC12WW	3W 250LM 3000K 12"	30	24.98	20.94
UC12W	3W 280LM 6000K 12"	30	24.98	20.94
UC20WW	5W 420LM 3000K 20"	30	36.98	33.94
UC20W	5W 462LM 6000K 20"	30	36.98	33.94
UC32WW	8W 590LM 3000K 32"	30	50.98	47.94
UC32W	8W 640LM 6000K 32"	30	50.98	47.94
UC40WW	11W 820LM 3000K 40"	30	70.98	65.94
UC40W	11W 880LM 6000K 40"	30	70.98	65.94
UC-DISPLAY	Display Board for UC Series	-	\$65 OR BUY FREE STOCKING \$1200	FREE

PLUG-IN DRIVERS (Non-Dimming)

24V 12V	CATALOG NO.	DESCRIPTION	ALL DIST.	W/P
			OR ANY QUANTITY	OR \$5000 MIN.
	UC12PS6W	6W, 12V, POWER SUPPLY WITH CABLE	10.55	9.59
	UC12PS12W	12W, 12V, POWER SUPPLY W/ SWITCH & 1.5 POWER CABLE	19.57	17.79
	UC12PS24W	24W, 12V, 1A, POWER SUPPLY W/ SWITCH & 1.5 POWER CABLE	20.72	18.84
	UCPS6W	6W, 24V, POWER SUPPLY W/ CABLE	11.48	10.44
	UCPS12W	12W, 24V, POWER SUPPLY W/ SWITCH & 1.5 POWER CABLE	19.57	17.79
	UCPS24W	24W, 24V, 1A, POWER SUPPLY W/ SWITCH & 1.5 POWER CABLE	20.72	18.84
	UCPS48W	48W, 24V, 1A, POWER SUPPLY W/ SWITCH & 1.5 POWER CABLE	29.96	27.24



MAGNETIC DIMMABLE DRIVERS* (Use Magnetic Low-Voltage Dimmers)

24V 12V	CATALOG NO.	DESCRIPTION	ALL DIST.	W/P
			OR ANY QUANTITY	OR \$5000 MIN.
	UCM-20L-12DC	DIMMABLE, 20W, 12V, 5" X 2-1/8" X 2"	64.94	
	UCM-40L-12DC	DIMMABLE, 40W, 12V, 5" X 2-1/8" X 2"	70.94	
	UCM-50L-12DC	DIMMABLE, 50W, 12V, 5" X 2-1/8" X 2"	75.94	
	UCM-100L-12DC	DIMMABLE, 100W, 12V, 5" X 4-1/8" X 2"	85.94	
	UCM-150L-12DC	DIMMABLE, 150W, 12V, 5" X 4-1/8" X 4"	99.94	
	UCM-300L-12DC	DIMMABLE, 300W, 12V, 5" X 4-1/8" X 4"	206.94	
	UCM-20L-24DC	DIMMABLE, 20W, 24V, 5" X 2-1/8" X 2"	64.94	
	UCM-40L-24DC	DIMMABLE, 40W, 24V, 5" X 2-1/8" X 2"	70.94	
	UCM-50L-24DC	DIMMABLE, 50W, 24V, 5" X 2-1/8" X 2"	75.94	
	UCM-96L-24DC	DIMMABLE, 96W, 24V, 5" X 4-1/8" X 2"	85.94	
	UCM-150L-24DC	DIMMABLE, 150W, 24V, 5" X 4-1/8" X 4"	98.94	
	UCM-300L-24DC	DIMMABLE, 300W, 24V, 5" X 4-1/8" X 4"	209.94	

*Not dimmable with RGB products (use the dimming feature of your RGB controller)

UNDER CABINET LIGHTING PARTS & ACCESSORIES

UNDERCABINET	CATALOG NO.	DESCRIPTION	ALL DIST.	W/P
			OR ANY QUANTITY	OR \$5000 MIN.
	UCDIMMER	LED UNDER CABINET LIGHTS DIMMER	9.18	7.98
	UCDIMMER-TOUCH	LINEAR UNDER CABINET TOUCH DIMMER TO CONNECT TO FIXTURES END, BLACK	8.03	7.98
	UCDIMMER-TOUCH-WH	LINEAR UNDER CABINET TOUCH DIMMER TO CONNECT TO FIXTURES END, WHITE	8.03	7.98
	UCJUNCTION-B	HARD WIRE POWER FEED IN / OUT, BLACK	2.28	2.23
	UCJUNCTION-W	HARD WIRE POWER FEED IN / OUT, WHITE	2.28	2.23
	UCSENS-PIR-1	PIR SENSOR, AUTO ON/OFF WHEN MOVEMENT, MAX 72W, 4" (10CM) RANGE, 120D, -20°C TO 40°C INDOORS	14.93	13.73
	UCSENS-PIR	PIR SENSOR, AUTO ON/OFF WHEN MOVEMENT, MAX 72W, 4" (10CM) RANGE, 120D, -20°C TO 40°C INDOORS	12.63	11.43
	UCCONCABLE	3.25 FT. CONNECTOR CABLE, BLACK	1.13	1.08
	UCCONCABLE-WH	3.25 FT. CONNECTOR CABLE, WHITE	1.13	1.08
	UCCONCABLE-10	10 FT. UNDER CABINET LIGHT CONNECTOR CABLE, BOTH SIDE MALE, BLACK	4.58	3.38
	UCCONCABLE-10-WH	10 FT. UNDER CABINET LIGHT CONNECTOR CABLE, BOTH SIDE MALE, WHITE	4.58	3.38
	UCCOP-3F	3 FT. UNDER CABINET LIGHT COUPLING, BOTH SIDE FEMALE, BLACK	2.28	2.23
	UCCOP-3F-WH	3 FT. UNDER CABINET LIGHT COUPLING, BOTH SIDE FEMALE, WHITE	2.28	2.23
	UCPOWERC-10F	10 FT. UNDER CABINET LIGHT POWER CONNECTOR, 1 SIDE MALE, 1 SIDE FEMALE, BLACK	4.58	3.38
	UCPOWERC-10F-WH	10 FT. UNDER CABINET LIGHT POWER CONNECTOR, 1 SIDE MALE, 1 SIDE FEMALE, WHITE	4.58	3.38
	UCRE04	4 OUTPUT EASY RECEPTACLE	3.43	3.38
	UCRE08	8 OUTPUT EASY RECEPTACLE	4.58	4.53
	UCAC01	CORNER CONNECTOR, BLACK	2.28	2.23
	UCAC01-WH	CORNER CONNECTOR, WHITE	2.28	2.23
	UCPLASCONN	PLASTIC CONNECTOR, BLACK	1.13	1.08
UCPLASCONN-WH	PLASTIC CONNECTOR, WHITE	1.13	1.08	
UCMAGNET+3M	2 PCS OF MAGNET AND 2 PCS OF 3M TAPE FOR LED UNDER CABINET LIGHTS	3.43	3.38	

LED ADJUSTABLE UNDERCABINET

LED ADJUSTABLE UNDERCABINET	CATALOG NO.	DESCRIPTION	PKG. QTY.	ALL DIST.	W/P
				OR ANY QUANTITY	OR \$5000 MIN.
	UC-ADJ-12WW	5W 380LM 3000K 11.81"	30	27.98	26.94
	UC-ADJ-12W	5W 400LM 6000K 11.81"	30	27.98	26.94
	UC-ADJ-20WW	8W 600LM 3000K 19.68"	30	43.98	41.94
	UC-ADJ-20W	8W 640LM 6000K 19.68"	30	43.98	41.94
	UC-ADJ-40WW	16W 1200LM 3000K 39.37"	30	80.98	75.94
	UC-ADJ-40W	16W 1280LM 6000K 39.37"	30	80.98	75.94
	UC-ADJ-PIR	PIR SENSOR FOR U/C ADJUSTABLE SERIES	-	10.98	9.94
	UC-ADJ-DMR	TOUCH DIMMER WITH MEMORY FOR U/C ADJUSTABLE SERIES	-	10.98	9.94
	UC-ADJ-JUNCTION	JUNCTION CONNECTOR FOR U/C ADJUSTABLE SERIES	-	3.43	3.38

LED T5 RETROFIT BAR WITH INTERNAL DRIVER (SURFACE MOUNTING BRACKETS & SCREWS INCLUDED)



CATALOG NO.	DESCRIPTION	MAX RUN	PKG. QTY.	NON STOCKING DIST. OR ANY QUANTITY	STOCKING DIST. OR \$2500 MIN.	W/P OR \$5000 MIN.
T5-12IN-5W-30K-D	5W 575LM 3000K 1FT.	15'	24	12.98	11.94	9.90
T5-12IN-5W-40K-D	5W 575LM 4000K 1FT.	15'	24	12.98	11.94	9.90
T5-12IN-5W-50K-D	5W 625LM 5000K 1FT.	15'	24	12.98	11.94	9.90
T5-22IN-9W-30K-D	9W 1035LM 3000K 2FT.	24'	24	17.98	15.94	14.90
T5-22IN-9W-40K-D	9W 1035LM 4000K 2FT.	24'	24	17.98	15.94	14.90
T5-22IN-9W-50K-D	9W 1125LM 5000K 2FT.	24'	24	17.98	15.94	14.90
T5-47IN-16W-30K-D	16W 1840LM 3000K 4FT.	31'	24	23.98	20.94	18.90
T5-47IN-16W-40K-D	16W 1840LM 4000K 4FT.	31'	24	23.98	20.94	18.90
T5-47IN-16W-50K-D	16W 2000LM 5000K 4FT.	31'	24	23.98	20.94	18.90
T5-6FT-PC	6 FT. Plug-in Power Cord		-	5.12	-	-
T5-6FT-PCS	6 FT. Plug-in Power Cord with Switch		-	7.67	-	-
T5-8IN-JUMP	8" Linking Cable		-	3.85	-	-
T5-6FT-PT	6' AC Input Wire (PIGTAIL)		-	5.12	-	-
T5-COUPLER	Coupler		-	2.53	-	-
T5-MAGSET	Clip-on Secure Magnet Set		-	5.12	-	-

LED ADJUSTABLE PUCK LIGHTS, 120V

6Ft. Power Cord with In-Line switch



120V

CATALOG NO.	DESCRIPTION	NON STOCKING DIST. OR ANY QUANTITY	STOCKING DIST. OR \$2500 MIN.	W/P OR \$5000 MIN.
3" ROUND ADJUSTABLE PUCK LIGHT				
PL120ADJ-30K-WH	4.5W 250LM 3000K White	20.98	19.94	18.90
PL120ADJ-40K-WH	4.5W 250LM 4000K White	20.98	19.94	18.90
PL120ADJ-50K-WH	4.5W 250LM 5000K White	20.98	19.94	18.90
PL120ADJ-30K-BK	4.5W 250LM 3000K Black	20.98	19.94	18.90
PL120ADJ-40K-BK	4.5W 250LM 4000K Black	20.98	19.94	18.90
PL120ADJ-50K-BK	4.5W 250LM 5000K Black	20.98	19.94	18.90
PL120ADJ-30K-BN	4.5W 250LM 3000K Brushed-Nickel	24.98	22.94	21.90
PL120ADJ-40K-BN	4.5W 250LM 4000K Brushed-Nickel	24.98	22.94	21.90
PL120ADJ-50K-BN	4.5W 250LM 5000K Brushed-Nickel	24.98	22.94	21.90
3-PACK 3" ROUND ADJUSTABLE PUCK LIGHT				
PL120ADJ-3KIT-30K-WH	4.5W 250LM 3000K White	53.98	50.94	47.90
PL120ADJ-3KIT-40K-WH	4.5W 250LM 4000K White	53.98	50.94	47.90
PL120ADJ-3KIT-50K-WH	4.5W 250LM 5000K White	53.98	50.94	47.90
PL120ADJ-3KIT-30K-BK	4.5W 250LM 3000K Black	53.98	50.94	47.90
PL120ADJ-3KIT-40K-BK	4.5W 250LM 4000K Black	53.98	50.94	47.90
PL120ADJ-3KIT-50K-BK	4.5W 250LM 5000K Black	53.98	50.94	47.90
PL120ADJ-3KIT-30K-BN	4.5W 250LM 3000K Brushed-Nickel	62.98	59.94	56.90
PL120ADJ-3KIT-40K-BN	4.5W 250LM 4000K Brushed-Nickel	62.98	59.94	56.90
PL120ADJ-3KIT-50K-BN	4.5W 250LM 5000K Brushed-Nickel	62.98	59.94	56.90

LED PUCK LIGHTS (3.3 FT. CORD WITH MALE SOCKET, MOUNTING HARDWARE, SCREWLESS TRIM)



12V

CATALOG NO.	DESCRIPTION	NON STOCKING DIST. OR ANY QUANTITY	STOCKING DIST. OR \$2500 MIN.	W/P OR \$5000 MIN.
4" ROUND & SQUARE SLIM PUCK LIGHT - 1/8" H (1/16" WHEN RECESSED)				
PL12R-30K-WH	3.5W 230LM 3000K White	22.98	12.94	12.90
PL12R-40K-WH	3.5W 230LM 4000K White	22.98	12.94	12.90
PL12R-50K-WH	3.5W 230LM 5000K White	22.98	12.94	12.90
PL12S-30K-WH	3.5W 230LM 3000K White	22.98	12.94	12.90
PL12S-40K-WH	3.5W 230LM 4000K White	22.98	12.94	12.90
PL12S-50K-WH	3.5W 230LM 5000K White	22.98	12.94	12.90
PL12R & PL12S SERIES COLOR TRIMS				
PL12R-TRM-BK	PL12R series replacement color trim-Black	3.98	2.94	2.83
PL12R-TRM-BN	PL12R series replacement color trim-Brushed-Nickel	5.98	4.94	3.83
PL12R-TRM-BR	PL12R series replacement color trim-Bronze	4.98	3.94	3.33
PL12S-TRM-BK	PL12S series replacement color trim-Black	5.98	4.94	4.33
PL12S-TRM-BN	PL12S series replacement color trim-Brushed-Nickel	6.98	5.94	5.33
PL12S-TRM-BR	PL12S series replacement color trim-Bronze	6.98	5.94	4.83

LED PUCK LIGHTS (3.3 FT. CORD WITH MALE SOCKET, MOUNTING HARDWARE, SCREWLESS TRIM)



12V

12V

12V

UNDERCABINET

CATALOG NO.	DESCRIPTION	NON STOCKING DIST. OR ANY QUANTITY	STOCKING DIST. OR \$2500 MIN.	WIP OR \$5000 MIN.
3" ROUND SLIM PUCK LIGHT - 1/8" H (1/16" WHEN RECESSED)				
PL12-30K-WH	2W 120LM 3000K White	18.98	16.94	13.90
PL12-40K-WH	2W 120LM 4000K White	18.98	16.94	13.90
PL12-50K-WH	2W 120LM 5000K White	18.98	16.94	13.90
PL12-30K-BK	2W 120LM 3000K Black	18.98	16.94	13.90
PL12-40K-BK	2W 120LM 4000K Black	18.98	16.94	13.90
PL12-50K-BK	2W 120LM 5000K Black	18.98	16.94	13.90
PL12-30K-BN	2W 120LM 3000K Brushed-Nickel	19.98	17.94	14.90
PL12-40K-BN	2W 120LM 4000K Brushed-Nickel	19.98	17.94	14.90
PL12-50K-BN	2W 120LM 5000K Brushed-Nickel	19.98	17.94	14.90
3-PACK 3" ROUND SLIM PUCK LIGHT - 1/8" H (1/16" WHEN RECESSED) - DRIVER NOT INCL.				
PL12-3KIT-30K-WH	2W 120LM 3000K White	42.98	38.94	34.90
PL12-3KIT-40K-WH	2W 120LM 4000K White	42.98	38.94	34.90
PL12-3KIT-50K-WH	2W 120LM 5000K White	42.98	38.94	34.90
PL12-3KIT-30K-BK	2W 120LM 3000K Black	42.98	38.94	34.90
PL12-3KIT-40K-BK	2W 120LM 4000K Black	42.98	38.94	34.90
PL12-3KIT-50K-BK	2W 120LM 5000K Black	42.98	38.94	34.90
PL12-3KIT-30K-BN	2W 120LM 3000K Brushed-Nickel	44.98	40.94	36.90
PL12-3KIT-40K-BN	2W 120LM 4000K Brushed-Nickel	44.98	40.94	36.90
PL12-3KIT-50K-BN	2W 120LM 5000K Brushed-Nickel	44.98	40.94	36.90
PL12 SERIES COLOR TRIMS				
PL12-TRM-BK NEW	PL12 series replacement color trim-Black	2.98	1.94	1.50
PL12-TRM-BN NEW	PL12 series replacement color trim-Brushed-Nickel	3.98	2.94	2.50
PL12-TRM-BR NEW	PL12 series replacement color trim-Bronze	2.98	1.94	1.50
3" ROUND ADJUSTABLE PUCK LIGHT - DRIVER NOT INCL.				
PL12ADJ-30K-WH	4.5W 250LM 3000K White	29.98	26.94	23.90
PL12ADJ-40K-WH	4.5W 250LM 4000K White	29.98	26.94	23.90
PL12ADJ-50K-WH	4.5W 250LM 5000K White	29.98	26.94	23.90
PL12ADJ-30K-BK	4.5W 250LM 3000K Black	29.98	26.94	23.90
PL12ADJ-40K-BK	4.5W 250LM 4000K Black	29.98	26.94	23.90
PL12ADJ-50K-BK	4.5W 250LM 5000K Black	29.98	26.94	23.90
PL12ADJ-30K-BN	4.5W 250LM 3000K Brushed-Nickel	29.98	26.94	23.90
PL12ADJ-40K-BN	4.5W 250LM 4000K Brushed-Nickel	29.98	26.94	23.90
PL12ADJ-50K-BN	4.5W 250LM 5000K Brushed-Nickel	29.98	26.94	23.90
LED PUCK LIGHT ACCESSORIES				
PL12-SPLIT3-WH	3-Hole mini splitter with female socket & 40" cord, white	8.19	5.90	4.53
PL12-SPLIT3-BK	3-Hole mini splitter with female socket & 40" cord, Black	8.19	5.90	4.53
PL12-SPLIT6-WH	6-Hole mini splitter with female socket & 40" cord, white	9.83	6.90	5.68
PL12-SPLIT6-BK	6-Hole mini splitter with female socket & 40" cord, Black	9.83	6.90	5.68
PL12-SPLIT10-WH	10-Hole mini splitter with female socket & 40" cord, white	13.11	7.90	6.83
PL12-SPLIT10-BK	10-Hole mini splitter with female socket & 40" cord, Black	13.11	7.90	6.83
PL12-PF-WH	6" Power feed cord, White	4.90	3.90	2.23
PL12-PF-BK	6" Power feed cord, Black	4.90	3.90	2.23
PL12-PIDR-12W-WH	12W Plug-in driver with switch, white	22.98	12.94	12.90
PL12-PIDR-12W-BK	12W Plug-in driver with switch, Black	22.98	12.94	12.90
PL12-PIDR-24W-WH	24W Plug-in driver with switch, white	26.98	14.94	14.90
PL12-PIDR-24W-BK	24W Plug-in driver with switch, Black	26.98	14.94	14.90
PL12-ILDMR-WH	In-Line dimming control, White	14.98	7.94	7.90
PL12-ILDMR-BK	In-Line dimming control, Black	14.98	7.94	7.90
PL12-HWDR-25W-D	25W Plug-in Dimmable driver with switch, 120V	87.98	50.94	48.90

LED PUCK LIGHTS DISPLAY BOARD


CATALOG NO.	DESCRIPTION	ALL DIST. OR ANY QUANTITY	WIP OR \$5000 MIN.
PL12-DISPLAY	Display board with Brochures for PL12 Series	\$65 OR BUY STOCKING \$1200	FREE



EXIT & EMERGENCY LIGHTING



SUPER SLIM LED EXIT SIGN



CATALOG NO.	NUMBER OF FACES	LETTERS COLOR	HOUSING	BATTERY	ALL DIST. OR ANY QUANTITY	W/P OR \$5000 MIN.	
	XTSL-RW	Universal Single/Double	RED	White	1.2V Ni-MH	11.98	10.94
	XTSL-GW	Universal Single/Double	GREEN	White	1.2V Ni-MH	11.98	10.94


LED EXIT SIGN & TWO-CIRCUITS EXIT SIGN



CATALOG NO.	NUMBER OF FACES	LETTERS COLOR	HOUSING	BATTERY	NUMBER OF CIRCUITS	ALL DIST. OR ANY QUANTITY	W/P OR \$5000 MIN.	
	XT-RW-EM	Universal Single/Double	RED	White	NiCd	13.98	12.94	
	XT-GW-EM	Universal Single/Double	GREEN	White	NiCd	13.98	12.94	
	XT-RW-2C	Universal Single/Double	RED	White		Two Circuits	35.98	35.94
	XT-GW-2C	Universal Single/Double	GREEN	White		Two Circuits	35.62	35.58
	XT-RB-EM	Universal Single/Double	RED	Black	NiCd	26.98	23.70	
	XT-GB-EM	Universal Single/Double	GREEN	Black	NiCd	26.98	23.70	
	SDT OPTION	Optional Self Diagnostics Test					32.37	-

THIN DIECAST LED EXIT SIGN



CATALOG NO.	NUMBER OF FACES	LETTER COLOR	HOUSING	BATTERY	ALL DIST. OR ANY QUANTITY	W/P OR \$5000 MIN.	
	XD-TH-1GAAEM	Single Face	Green	Aluminum	NiCd	53.98	51.78
	XD-TH-1GBBEM	Single Face	Green	Black	NiCd	53.98	51.78
	XD-TH-1GWWEM	Single Face	Green	White	NiCd	53.98	51.78
	XD-TH-1RAAEM	Single Face	Red	Aluminum	NiCd	53.98	51.78
	XD-TH-1RBBEM	Single Face	Red	Black	NiCd	53.98	51.78
	XD-TH-1RWWEM	Single Face	Red	White	NiCd	53.98	51.78
	XD-TH-2GAAEM	Double Face	Green	Aluminum	NiCd	53.98	51.78
	XD-TH-2GBBEM	Double Face	Green	Black	NiCd	53.98	51.78
	XD-TH-2GWWEM	Double Face	Green	White	NiCd	53.98	51.78
	XD-TH-2RAAEM	Double Face	Red	Aluminum	NiCd	53.98	51.78
	XD-TH-2RBBEM	Double Face	Red	Black	NiCd	53.98	51.78
	XD-TH-2RWWEM	Double Face	Red	White	NiCd	53.98	51.78


EDGELIT LED EXIT SIGN



CATALOG NO.	NUMBER OF FACES	LETTER COLOR	FACE COLOR	CANOPY	BATTERY	ALL DIST. OR ANY QUANTITY	W/P OR \$5000 MIN.	
	XE-1RCA-EM	Single Face	Red	Clear	Aluminum	NiCd	69.10	65.82
	XE-1GCA-EM	Single Face	Green	Clear	Aluminum	NiCd	71.26	69.06
	XE-1RCW-EM	Single Face	Red	Clear	White	NiCd	69.10	65.82
	XE-1GCW-EM	Single Face	Green	Clear	White	NiCd	71.26	69.06
	XE-2RMW-EM	Double Face	Red	Mirror	White	NiCd	89.62	87.42
	XE-2GMW-EM	Double Face	Green	Mirror	White	NiCd	92.86	89.58
	XE-2RMA-EM	Double Face	Red	Mirror	Aluminum	NiCd	89.62	87.42
	XE-2GMA-EM	Double Face	Green	Mirror	Aluminum	NiCd	92.86	89.58



RECESSED EDGELIT LED EXIT SIGN (TWO-CIRCUITS OPTIONS AVAILABLE)



CATALOG NO.	NUMBER OF FACES	LETTER COLOR	FACEPLATE COLOR	CANOPY	BATTERY	ALL DIST. OR ANY QUANTITY	W/P OR \$5000 MIN.	
	XTR-1RCA-EM	Single Face	Red	Clear	Aluminum	NiCd	115.54	112.26
	XTR-1GCA-EM	Single Face	Green	Clear	Aluminum	NiCd	115.54	112.26
	XTR-1RCW-EM	Single Face	Red	Clear	White	NiCd	115.54	112.26
	XTR-1GCW-EM	Single Face	Green	Clear	White	NiCd	115.54	112.26
	XTR-2RMW-EM	Double Face	Red	Mirror	White	NiCd	131.74	128.46
	XTR-2GMW-EM	Double Face	Green	Mirror	White	NiCd	131.74	128.46
	XTR-2RMA-EM	Double Face	Red	Mirror	Aluminum	NiCd	131.74	128.46
	XTR-2GMA-EM	Double Face	Green	Mirror	Aluminum	NiCd	131.74	128.46
	SDT OPTION	Optional Self Diagnostics Test					25.45	-
	2C-120V OPTION	Optional Dual circuits, 120V					16.98	-
2C-277V OPTION	Optional Dual circuits, 277V					16.98	-	


LED EXIT SIGN WITH REMOTE CAPABILITY



	CATALOG NO.	NUMBER OF FACES	LETTER COLOR	HOUSING	BATTERY	ALL DIST. OR ANY QUANTITY	W/P OR \$5000 MIN.
	XT-RCRW-EM	Universal Single/Double	RED	White	Lead Acid	52.90	49.62
	XT-RCGW-EM	Universal Single/Double	GREEN	White	Lead Acid	55.06	52.86
	XT-RCRB-EM	Universal Single/Double	RED	Black	Lead Acid	56.14	55.02
	XT-RCGB-EM	Universal Single/Double	GREEN	Black	Lead Acid	56.14	55.02


WET LOCATION LED EXIT SIGN (TWO-CIRCUITS OPTION AVAILABLE)



	CATALOG NO.	NUMBER OF FACES	LETTER COLOR	HOUSING	BATTERY	ALL DIST. OR ANY QUANTITY	W/P OR \$5000 MIN.	
	XT-WP-1RG-EM	Single Face	Red	Gray	NiCd	110.14	106.86	
	XT-WP-1RB-EM	Single Face	Red	Black	NiCd	112.30	107.94	
	XT-WP-1GG-EM	Single Face	Green	Gray	NiCd	110.14	106.86	
	XT-WP-1GB-EM	Single Face	Green	Black	NiCd	112.30	107.94	
	XT-WP-2RG-EM	Double Face	Red	Gray	NiCd	113.38	110.10	
	XT-WP-2RB-EM	Double Face	Red	Black	NiCd	115.54	112.26	
	XT-WP-2GG-EM	Double Face	Green	Gray	NiCd	113.38	110.10	
	XT-WP-2GB-EM	Double Face	Green	Black	NiCd	115.54	112.26	
	XT-WP-BLNKP	Single face conversion blank face plate					29.14	28.02
	SDT OPTION	Optional Self Diagnostics Test					32.37	-
	2C OPTION	Optional Dual circuits					10.77	-

NEMA 4X LED EXIT SIGN




	AC ONLY	WITH BATTERY	NUMBER OF FACES	LETTER COLOR	HOUSING	BATTERY	ALL DIST. OR ANY QUANTITY
	XTN4X-1RW	XTN4X-1RWEM	Single Face	Red	White	NiCd	
	XTN4X-1RB	XTN4X-1RBEM	Single Face	Red	Black	NiCd	
	XTN4X-1RG	XTN4X-1RGEM	Single Face	Red	Gray	NiCd	
	XTN4X-1GW	XTN4X-1GWEM	Single Face	Green	White	NiCd	
	XTN4X-1GB	XTN4X-1GBEM	Single Face	Green	Black	NiCd	
	XTN4X-1GG	XTN4X-1GGEM	Single Face	Green	Gray	NiCd	
	XTN4X-2RW	XTN4X-2RWEM	Double Face	Red	White	NiCd	
	XTN4X-2RB	XTN4X-2RBEM	Double Face	Red	Black	NiCd	
	XTN4X-2RG	XTN4X-2RGEM	Double Face	Red	Gray	NiCd	
	XTN4X-2GW	XTN4X-2GWEM	Double Face	Green	White	NiCd	
	XTN4X-2GB	XTN4X-2GBEM	Double Face	Green	Black	NiCd	
	XTN4X-2GG	XTN4X-2GGEM	Double Face	Green	Gray	NiCd	

NEMA 4X RATED

CALL FOR PRICES


SUPER SLIM LED EXIT SIGN WITH ADJUSTABLE LED HEADS



	CATALOG NO.	NUMBER OF FACES	LETTERS COLOR	HOUSING	BATTERY	ALL DIST. OR ANY QUANTITY	W/P OR \$5000 MIN.
	XTSL-CL-RW	Universal Single/Double	RED	White	3.6 Ni-MH	26.98	25.94
	XTSL-CL-GW	Universal Single/Double	GREEN	White	3.6 Ni-MH	26.98	25.94

COMBINATION LED EXIT SIGN & LED EMERGENCY



	CATALOG NO.	NUMBER OF FACES	LETTER COLOR	HOUSING	BATTERY	ALL DIST. OR ANY QUANTITY	W/P OR \$5000 MIN.	
	XT-CL-RW-EM	Universal Single/Double	Red	White	NiCd	32.98	30.94	
	XT-CL-GW-EM	Universal Single/Double	Green	White	NiCd	32.98	30.94	
	XT-CL-RB-EM	Universal Single/Double	Red	Black	NiCd	52.90	51.78	
	XT-CL-GB-EM	Universal Single/Double	Green	Black	NiCd	52.90	51.78	
	XT-CL-RW-EM-SALIDA	Universal Single/Double	Red	White	NiCd	63.70	61.50	
	XT-CL-GW-EM-SALIDA	Universal Single/Double	Green	White	NiCd	63.70	61.50	
	SDT OPTION	Optional Self Diagnostics Test					32.37	-
	RC OPTION	Optional Remote Capability					19.44	-

COMBO DIE-CAST ALUMINUM LED EXIT SIGN ADJUSTABLE HEADS



CATALOG NO.	NUMBER OF FACES	LETTER COLOR	HOUSING	BATTERY	ALL DIST. OR ANY QUANTITY	WIP OR \$5000 MIN.
XT-C-ADJ-3RBBEM	Universal Single/Double	Red	Black	NiCd	144.70	140.34
XT-C-ADJ-3RAAEM	Universal Single/Double	Red	Aluminum	NiCd	144.70	140.34
XT-C-ADJ-3RWWEM	Universal Single/Double	Red	White	NiCd	142.54	138.18
XT-C-ADJ-3GBBEM	Universal Single/Double	Green	Black	NiCd	142.54	140.34
XT-C-ADJ-3GAAEM	Universal Single/Double	Green	Aluminum	NiCd	144.70	140.34
XT-C-ADJ-3GWWEM	Universal Single/Double	Green	White	NiCd	142.54	138.18
RC OPTION	Optional Remote Capability				45.48	-



WET LOCATION COMBINATION LED EXIT SIGN & LED EMERGENCY, 3.6W



CATALOG NO.	NUMBER OF FACES	LETTER COLOR	HOUSING	ALL DIST. OR ANY QUANTITY	WIP OR \$5000 MIN.	
CWLEZXTE1GW	Single Face	Green	White	223.54	212.70	
CWLEZXTE1GG	Single Face	Green	Gray	222.46	212.70	
CWLEZXTE1RW	Single Face	Red	White	226.78	212.70	
CWLEZXTE1RG	Single Face	Red	Gray	223.54	212.70	
CWLEZXTE1GB	Single Face	Green	Black	226.78	212.70	
CWLEZXTE1RB	Single Face	Red	Black	228.94	212.70	
CWLEZXTE2GB	Double Face	Green	Black	248.38	231.06	
CWLEZXTE2RB	Double Face	Red	Black	251.62	231.06	
CWLEZXTE2GW	Double Face	Green	White	246.22	231.06	
CWLEZXTE2GG	Double Face	Green	Gray	244.06	231.06	
CWLEZXTE2RW	Double Face	Red	White	248.38	231.06	
CWLEZXTE2RG	Double Face	Red	Gray	246.22	231.06	
SDT OPTION	Optional Self Diagnostics Test				31.88	-
RC OPTION	Optional Remote Capability				45.48	-
CW OPTION	Optional Cold Weather				45.48	-



NEMA 4X COMBINATION LED EXIT SIGN & LED EMERGENCY



CATALOG NO.	NO. OF FACES/LETTER COLOR	VOLTAGE	WATTAGE	HOUSING COLOR	ITEMS DESCRIPTION	ALL DIST. OR ANY QUANTITY	WIP OR \$5000 MIN.
XTCLN4X	1G	6V	12W	W	6V, 15W, SINGLE FACE	560.49	509.69
	1R	12V	15W	B	6V, 28W, SINGLE FACE	654.45	595.01
	2G		15W		12V, 15W, SINGLE FACE	570.21	518.33
	2R		28W	G	12V, 28W, SINGLE FACE	663.09	602.57
					6V, 12W, DOUBLE FACE	654.45	595.01
					12V, 12W, DOUBLE FACE	663.09	602.57

NEMA 4X RATED



SAMPLE ORDERING:
XTCLN4X-1G-12-15W-W

WET LOCATION COMBINATION LED EXIT SIGN & INCANDESCENT EMERGENCY



CATALOG NO.	NUMBER OF FACES	LETTER COLOR	HOUSING	BATTERY	ALL DIST. OR ANY QUANTITY	WIP OR \$5000 MIN.
XT-CWP-RG-EM	Single Face	Red	Gray	NiCd	115.54	112.26
XT-CWP-GG-EM	Single Face	Green	Gray	NiCd	118.78	112.26
HTR OPTION	Optional Internal Heater				74.25	64.73



LED 2-HEAD MINI EMERGENCY LIGHT



CATALOG NO.	WATTS	HOUSING COLOR	MOUNTING	BATTERY	ALL DIST. OR ANY QUANTITY	WIP OR \$5000 MIN.
EL-M1	1.1W(2)	White	Wall	3.6V Ni-MH	11.98	10.94



LED EMERGENCY LIGHTS



CATALOG NO.	WATTS	HOUSING COLOR	MOUNTING	BATTERY	ALL DIST. OR ANY QUANTITY	WIP OR \$5000 MIN.
EL-1	1w per Head	White	Wall & Ceiling	NiCd	23.74	16.14
EL-1-B	1w per Head	Black	Wall & Ceiling	NiCd	26.98	24.78



LED EMERGENCY LIGHTS




CATALOG NO.	WATTS	HOUSING COLOR	MOUNTING	BATTERY	ALL DIST. OR ANY QUANTITY	WIP OR \$5000 MIN.
EL-2A	1.2W per head	White	Wall & Ceiling	3.6V 1Ah NI-CAD	16.98	14.94
EL-2-B	1w per Head	Black	Wall & Ceiling	NiCd	26.98	24.78




LED 2-HEAD HIGH-OUTPUT EMERGENCY LIGHT




CATALOG NO.	WATTS	HOUSING COLOR	BATTERY	ALL DIST. OR ANY QUANTITY	W/P OR \$5000 MIN.
 EL-HO	3W(2)	White	6Lead Acid	38.98	

LED MR16 EMERGENCY LIGHTS




CATALOG NO.	WATTS	HOUSING COLOR	MOUNTING	BATTERY	ALL DIST. OR ANY QUANTITY	W/P OR \$5000 MIN.
 EW-16-LED	3.3W per Head	White	Wall	Lead Acid	77.74	76.62
EW-16-B-LED	3.3W per Head	Black	Wall	Lead Acid	62.62	61.50

HALOGEN MR16 EMERGENCY LIGHTS

CATALOG NO.	WATTS	HOUSING COLOR	MOUNTING	BATTERY	ALL DIST. OR ANY QUANTITY	W/P OR \$5000 MIN.
 EW-16	7W per Head	White	Wall	Lead Acid	31.30	30.18
EW-16-B	7W per Head	Black	Wall	Lead Acid	37.78	36.66


WET LOCATION LED 2-HEAD EMERGENCY LIGHT



CATALOG NO.	WATTS	HOUSING COLOR	MOUNTING	BATTERY	ALL DIST. OR ANY QUANTITY	W/P OR \$5000 MIN.
 EL-WP	6W(2)	White	Wall & Ceiling	6V Ni-MH	52.98	

LED WET LOCATION MR16 EMERGENCY LIGHTS



CATALOG NO.	WATTS	HOUSING COLOR	MOUNTING	BATTERY	ALL DIST. OR ANY QUANTITY	W/P OR \$5000 MIN.
 EW-16-WP-LED	3.3W per Head	Gray	Wall	Lead Acid	104.74	102.54


WET LOCATION HALOGEN MR16 LAMP EMERGENCY LIGHTS



CATALOG NO.	WATTS	HOUSING COLOR	MOUNTING	BATTERY	ALL DIST. OR ANY QUANTITY	W/P OR \$5000 MIN.
 EW-16-WP	7.2W per Head	Gray	Wall	Lead Acid	57.22	56.10


LED MR16 EMERGENCY LIGHTS WITH REMOTE CAPABILITY

EXIT & EMERGENCY

CATALOG NO.	WATTS	VOLTAGE	HOUSING COLOR	MOUNTING	BATTERY	ALL DIST. OR ANY QUANTITY	W/P OR \$5000 MIN.
 EW-16-6V-RC-LED	3.3W per Head	6V	White	Wall	Lead Acid	179.26	173.82
EW-16-12V-RC-LED	3.3W per Head	12V	White	Wall	Lead Acid	171.70	167.34

HALOGEN MR16 EMERGENCY LIGHTS WITH REMOTE CAPABILITY



CATALOG NO.	WATTS	VOLTAGE	HOUSING COLOR	MOUNTING	BATTERY	ALL DIST. OR ANY QUANTITY	W/P OR \$5000 MIN.
 EW-16-6V-RC	3.3W per Head	6V	White	Wall	Lead Acid	131.74	128.46
EW-16-12V-RC	3.3W per Head	12V	White	Wall	Lead Acid	144.70	139.26


INDOOR LED EMERGENCY LIGHTS WITH REMOTE CAPABILITY



CATALOG NO.	WATTS	HOUSING COLOR	BATTERY	ALL DIST. OR ANY QUANTITY	W/P OR \$5000 MIN.
 LEDSDXR627	1W per Head	White	Lead Acid	130.66	127.38


WET LOCATION LED EMERGENCY LIGHTS WITH REMOTE CAPABILITY



CATALOG NO.	WATTS	HOUSING COLOR	MOUNTING	BATTERY	ALL DIST. OR ANY QUANTITY	W/P OR \$5000 MIN.
 LEDTFX-2	1.875W per Head	Gray	Wall	NiCd	97.18	93.90
LEDTFX-2-B	1.875W per Head	Black	Wall	NiCd	98.26	96.06

DECORATIVE OUTDOOR LED AC/EMERGENCY UNIT



CATALOG NO.	WATTS	HOUSING COLOR	BATTERY	DESCRIPTION	ALL DIST. OR ANY QUANTITY	W/P OR \$5000 MIN.
 DBEL-ACEM-WH-SDT	12W	White	NiCd	With Photocell	123.10	118.74
DBEL-ACEM-BK-SDT	12W	Black	NiCd	With Photocell	123.10	118.74
DBEL-ACEM-BR-SDT	12W	Dark Bronze	NiCd	With Photocell	123.10	118.74
DBEL-ACEM-N-SDT	12W	Nickel	NiCd	With Photocell	123.10	118.74
DBEL-ACEM-WH-SDT-CW	12W	White	NiCd	With Cold Weather & Photocell	163.06	158.70
DBEL-ACEM-BK-SDT-CW	12W	Black	NiCd	With Cold Weather & Photocell	163.06	158.70
DBEL-ACEM-BR-SDT-CW	12W	Dark Bronze	NiCd	With Cold Weather & Photocell	163.06	158.70
DBEL-ACEM-N-SDT-CW	12W	Nickel	NiCd	With Cold Weather & Photocell	163.06	158.70

INDOOR SQUARE LED REMOTE HEADS



CATALOG NO.	WATTS	VOLTAGE	HOUSING COLOR	HEADS PER FIXTURE	ALL DIST. OR ANY QUANTITY	W/P OR \$5000 MIN.
 RHLED1-MV	1W per Head	3.6V/6V/9.9V/12 DC	White	Single Square Head	13.64	13.59
 RHLED2-MV	1W per Head	3.6V/6V/9.9V/12 DC	White	Double Square Head	29.14	28.02


DIE-CAST OUTDOOR SQUARE LED REMOTE HEADS



CATALOG NO.	WATTS	VOLTAGE	HOUSING COLOR	HEADS PER FIXTURE	ALL DIST. OR ANY QUANTITY	W/P OR \$5000 MIN.
 RHLED1-WP-MV	1W per Head	3.6V/6V/9.9V/12 DC	White	Single Square Head	34.54	33.42
 RHLED2-WP-MV	1W per Head	3.6V/6V/9.9V/12 DC	White	Double Square Head	56.14	55.02

NEMA 4X LED EMERGENCY LIGHTS




CATALOG NO.	VOLTAGE	WATTAGE	HOUSING COLOR	ALL DIST. OR ANY QUANTITY
 ELN4X	6 12 6V 12V	15W 36W 54W 36W 54W	W B G WHITE BLACK GRAY	CALL FOR PRICES

SAMPLE ORDERING:
ELN4X-12-15W-W





NEMA 4X OUTDOOR LED REMOTE HEADS



CATALOG NO.	WATTS	VOLTAGE	HOUSING COLOR	HEADS PER FIXTURE	ALL DIST. OR ANY QUANTITY
 RHN4X-1W	3.3W per Head	6V/12VDC	White	Single Square Head	CALL FOR PRICES
RHN4X-1B	3.3W per Head	6V/12VDC	Black	Double Square Head	CALL FOR PRICES
RHN4X-2W	3.3W per Head	6V/12VDC	White	Single Square Head	CALL FOR PRICES
RHN4X-2B	3.3W per Head	6V/12VDC	Black	Double Square Head	CALL FOR PRICES

POLYCARBONATE VANDAL/ENVIRONMENTAL SHIELD GUARDS




CATALOG NO.	DESCRIPTION	ALL DIST. OR ANY QUANTITY	W/P OR \$5000 MIN.
 PCS-1	For use with most standard Exit signs	37.78	36.66
 BG-1	For use with most standard Exit signs	98.26	96.06
 BGR-1	For use with most standard Emergency lights	77.74	76.62
 BG-3C	For use with most standard Combo Exit lights	113.38	110.10



ELB-0848



ELB-1048-HH



ELB-1248



ELB-1548-HH



ELB-0460-FM



ELB-2048-EXTR



ELB-3048-FLEX
ELB-30150-FLEX
ELB-30250-FLEX



ELB-2048-IP65
ELB-20150-IP65



ELB-2048
ELB-20150



ELB-0895



ELB-0895

EMERGENCY BATTERY BACKUPS





CATALOG NO.	OUTPUT VOLTAGE	OUTPUT POWER	BATTERY	NOTES	NON STOCKING DIST. OR ANY QUANTITY	STOCKING DIST. OR \$2500 MIN.	W/P OR \$5000 MIN.
ELB-0848	25-48V DC	8W MAX	Li-ion 2500mAh	8W SPLIT	57.42	47.85	45.94
ELB-1048-HH	25-48V DC	10W MAX	LifePO4 3000mAh	10W SPLIT HEAT TOLERANT	98.33	81.94	78.66
ELB-1248	25-48V DC	12W MAX	Li-ion 2500mAh	12W SPLIT	89.10	74.25	71.28
ELB-1548-HH	25-48V DC	15W MAX	LifePO4 3000mAh	15W SPLIT HEAT TOLERANT	114.84	95.70	91.87
ELB-2048	25-48V DC	20W MAX	Li-ion 4000mAh	20W SPLIT	108.90	90.75	87.12
ELB-0460-FM	10-60V DC	4W MAX	Li-ion 2500mAh	4W INTEGRATED	47.52	39.60	38.02
ELB-2048-EXTR	25-48V DC	20W MAX	Ni-MH 4000mAh	20W INTEGRATED	130.68	108.90	-
ELB-3048-FLEX	25-48V DC	30W MAX	Li-ion 4000mAh	30W INTEGRATED	182.16	151.80	145.73
ELB-0895	95V DC MAX	8W MAX	Ni-MH 2600mAh	8W INTEGRATED HIGH DC VOLTAGE	118.80	99.00	95.04
ELB-30150-FLEX	50-150V DC	30W MAX	Li-ion 4000mAh	30W INTEGRATED HIGH DC VOLTAGE	219.78	183.15	175.82
ELB-2048-IP65	25-48V DC	20W MAX	Li-ion 4000mAh	20W INTEGRATED IP65	136.62	113.85	109.30
ELB-20150-IP65	50-150V DC	20W MAX	Li-ion 4000mAh	20W INTEGRATED HIGH DC VOLTAGE IP65	178.20	148.50	142.56
ELB-20150	NEW 50-150V DC	20W MAX	Li-ion 4000mAh	20W INTEGRATED HIGH DC VOLTAGE	119.98	108.94	-
ELB-30250-FLEX	NEW 250V DC MAX	30W MAX	Li-ion 4000mAh	30W INTEGRATED HIGH DC VOLTAGE	146.98	132.94	-
ELB-08120-AC	NEW 120V AC	8W MAX	LiCoO2	8W & AC VOLTAGE	79.98	71.94	-

EXIT & EMERGENCY







ELECTRICAL PRODUCTS

ONE-GANG BOXES, 2" DEEP












CATALOG NO.	DESCRIPTION	PKG. QTY.	ALL DIST. OR ANY QUANTITY	WIP OR \$5000 MIN.
 W1B50-3	1/2" trade size, 3 outlet holes, 18.3 cu. in.	20	1.86	1.69
W1B50-3-WH	1/2" trade size, 3 outlet holes, 18.3 cu. in., white	20	2.43	2.21
W1B50-3-BRZ	1/2" trade size, 3 outlet holes, 18.3 cu. in., bronze	20	2.43	2.21
 W1B75-3	3/4" trade size, 3 outlet holes, 18.3 cu. in.	20	2.09	1.90
W1B75-3-WH	3/4" trade size, 3 outlet holes, 18.3 cu. in., white	20	2.88	2.62
W1B75-3-BRZ	3/4" trade size, 3 outlet holes, 18.3 cu. in., bronze	20	2.88	2.62
 W1B100-3	1" trade size, 3 outlet holes, 18.3 cu. in.	20	4.97	4.52
 W1B50-4	1/2" trade size, 4 outlet holes, 18.3 cu. in.	20	2.03	1.85
W1B50-4-WH	1/2" trade size, 4 outlet holes, 18.3 cu. in., white	20	3.27	2.97
W1B50-4-BRZ	1/2" trade size, 4 outlet holes, 18.3 cu. in., bronze	20	3.27	2.97
 W1B75-4	3/4" trade size, 4 outlet holes, 18.3 cu. in.	20	2.44	2.22
W1B75-4-WH	3/4" trade size, 4 outlet holes, 18.3 cu. in., white	20	3.71	3.38
W1B75-4-BRZ	3/4" trade size, 4 outlet holes, 18.3 cu. in., bronze	20	3.71	3.38
 W1B50-5	1/2" trade size, 5 outlet holes, 18.3 cu. in.	20	2.59	2.35
W1B50-5-WH	1/2" trade size, 5 outlet holes, 18.3 cu. in., white	20	3.76	3.42
W1B50-5-BRZ	1/2" trade size, 5 outlet holes, 18.3 cu. in., bronze	20	3.76	3.42
 W1B75-5	3/4" trade size, 5 outlet holes, 18.3 cu. in.	20	2.93	2.66
W1B75-5-WH	3/4" trade size, 5 outlet holes, 18.3 cu. in., white	20	4.25	3.86
W1B75-5-BRZ	3/4" trade size, 5 outlet holes, 18.3 cu. in., bronze	20	4.25	3.86
 W1B50-5X	1/2" trade size, 5 outlet holes, 18.3 cu. in.	20	4.48	4.07
W1B75-5X	3/4" trade size, 5 outlet holes, 18.3 cu. in.	20	5.18	4.71

ONE-GANG DEVICE COVERS DEEP









CATALOG NO.	DESCRIPTION	PKG. QTY.	ALL DIST. OR ANY QUANTITY	WIP OR \$5000 MIN.
 W1BC	BLANK COVER	50	0.62	0.56
W1BC-WH	BLANK COVER, white	50	0.74	0.67
W1BC-BRZ	BLANK COVER, bronze	50	0.74	0.67
W1BC-G	HEAVY DUTY GALVANIZED BLANK COVER - gray	50	0.74	0.67
 W1C-DV	DUPLEX, VERTICAL	25	2.57	2.33
W1C-DV-WH	DUPLEX, VERTICAL, white	25	2.94	2.67
W1C-DV-BRZ	DUPLEX, VERTICAL, bronze	25	2.94	2.67
W1C-GV	GFCI, VERTICAL	25	2.69	2.44
W1C-GV-WH	GFCI, VERTICAL - white	25	3.68	3.34
W1C-GV-BRZ	GFCI, VERTICAL - Bronze	25	3.68	3.34
 W1C-PO20	20A RECEPTACLE, 1.60" DIAMETER	25	4.09	3.72
W1C-PO30	30A RECEPTACLE, 1.75" DIAMETER	25	4.09	3.72
W1C-PO40	40-50A RECEPTACLE, 2.30" DIAMETER	25	4.09	3.72
 W1C-SV	SINGLE RECEPTACLE, VERTICAL	25	2.21	2.01
W1C-SV-WH	SINGLE RECEPTACLE, VERTICAL, white	25	2.84	2.59
W1C-SV-BRZ	SINGLE RECEPTACLE, VERTICAL, bronze	25	2.84	2.59
W1C-SW	1 LEVER, VERTICAL, SWITCH NOT INCLUDED	25	3.68	3.34
W1C-SW-WH	1 LEVER, VERTICAL, SWITCH NOT INCLUDED	25	4.24	3.85
W1C-SW-BRZ	1 LEVER, VERTICAL, SWITCH NOT INCLUDED	25	4.24	3.85

ELECTRICAL












ONE-GANG DEVICE COVERS

CATALOG NO.	DESCRIPTION	PKG. QTY.	ALL DIST. OR ANY QUANTITY	WIP OR \$5000 MIN.
 W1C-TS	TOGGLE SWITCH, VERTICAL	25	3.68	3.34
 W1C-TS-WH	TOGGLE SWITCH, VERTICAL, white	25	4.24	3.85
 W1C-TS-BRZ	TOGGLE SWITCH, VERTICAL, bronze	25	4.24	3.85
 W1C-DH	DUPLEX, HORIZONTAL	25	2.13	1.94
 W1C-GH	GFCI, HORIZONTAL	25	2.69	2.44
 W1C-GH-WH	GFCI, HORIZONTAL - white	25	3.71	3.38
 W1C-GH-BRZ	GFCI, HORIZONTAL - bronze	25	3.71	3.38
 W1CL-DV	LOCKABLE 1 GANG W/P COVER 1 SI	25	4.09	3.72
 W1CL-GV	LOCKABLE 1 GANG W/P DEVICE COV	25	4.09	3.72
 W1CL-SV	LOCKABLE 1 GANG W/P COVER 1 SI	25	4.09	3.72
 W1C-SH	SINGLE RECEPTACLE HORIZONTAL	25	2.53	2.30


ONE-GANG BOXES | 2-5/8" DEEP

CATALOG NO.	DESCRIPTION	PKG. QTY.	ALL DIST. OR ANY QUANTITY	WIP OR \$5000 MIN.
 W1DB50-3	1/2" trade size, 3 outlet holes, 23.8 cu. in.	12	5.05	4.59
 W1DB75-3	3/4" trade size, 3 outlet holes, 23.8 cu. in.	12	5.55	5.05
 W1DB100-3	1" trade size, 3 outlet holes, 23.8 cu. in.	12	6.97	6.34
 W1DB50-4	1/2" trade size, 4 outlet holes, 23.8 cu. in.	12	6.39	5.81
 W1DB75-4	3/4" trade size, 4 outlet holes, 23.8 cu. in.	12	7.03	6.39
 W1DB50-5X	1/2" trade size, 5 outlet holes, 23.8 cu. in.	12	8.81	8.01
 W1DB75-5X	3/4" trade size, 5 outlet holes, 23.8 cu. in.	12	9.68	8.80
 W1DB100-5X	1" trade size, 5 outlet holes, 23.8 cu. in.	12	8.81	8.01


TWO-GANG STANDARD BOXES | 2" DEEP

CATALOG NO.	DESCRIPTION	PKG. QTY.	ALL DIST. OR ANY QUANTITY	WIP OR \$5000 MIN.
 W2B50-3	1/2" trade size, 3 outlet holes, 30.5 cu. in.	12	4.45	4.05
 W2B75-3	3/4" trade size, 3 outlet holes, 30.5 cu. in.	12	5.49	4.99
 W2B100-3	1" trade size, 3 outlet holes, 30.5 cu. in.	12	7.73	7.03
 W2B50-4	1/2" trade size, 4 outlet holes, 30.5 cu. in.	12	4.79	4.36
 W2B75-4	3/4" trade size, 4 outlet holes, 30.5 cu. in.	12	6.43	5.84
 W2B100-4	1" trade size, 4 outlet holes, 30.5 cu. in.	12	8.89	8.09
 W2B50-5	1/2" trade size, 5 outlet holes, 30.5 cu. in.	12	5.09	4.63
 W2B75-5	3/4" trade size, 5 outlet holes, 30.5 cu. in.	12	6.69	6.08
 W2B50-5X	1/2" trade size, 5 outlet holes, 30.5 cu. in.	12	6.70	6.09
 W2B75-5X	3/4" trade size, 5 outlet holes, 30.5 cu. in.	12	7.90	7.18
 W2B100-5X	1" trade size, 4 outlet holes, 30.5 cu. in.	12	9.40	8.55
W2B50-6X	1/2" trade size, 6 outlet holes, 30.5 cu. in.	12	7.73	7.03
W2B75-6X	3/4" trade size, 6 outlet holes, 30.5 cu. in.	12	8.52	7.74
W2B50-7	1/2" trade size, 7 outlet holes, 30.5 cu. in.	12	7.33	6.67
W2B75-7	3/4" trade size, 7 outlet holes, 30.5 cu. in.	12	8.48	7.71
W2B50-7X	1/2" trade size, 7 outlet holes, 30.5 cu. in.	12	8.01	7.28
W2B75-7X	3/4" trade size, 7 outlet holes, 30.5 cu. in.	12	8.78	7.99
W2B50-9	1/2" trade size, 9 outlet holes, 30.5 cu. in.	12	8.92	8.11
W2B75-9	3/4" trade size, 9 outlet holes, 30.5 cu. in.	12	8.99	8.17


TWO-GANG DEVICE COVERS

CATALOG NO.	DESCRIPTION	PKG. QTY.	ALL DIST. OR ANY QUANTITY	WIP OR \$5000 MIN.
 W2BC	2 GANG WEATHERPROOF BLANK COVE	25	1.05	0.96
W2BC-WH	2 GANG WEATHERPROOF BLANK COVE, white	25	1.23	1.12
W2BC-BRZ	2 GANG WEATHERPROOF BLANK COVE, bronze	25	1.23	1.12
W2C-2D	2 DUPLEX RECEPTACLES	12	4.38	3.98
W2BC-G	HEAVY DUTY GALVANIZED BLANK COVER	25	1.23	1.12
W2C-2G	2 GFCI RECEPTACLES	12	5.82	5.29
W2C-2S	2 SINGLE RECEPTACLES 1.406" DIAMETER	12	5.64	5.13
W2C-GD	1 GFCI & 1 DUPLEX RECEPTACLE	12	9.17	8.34
W2C-GS	1 GFCI & 1 SINGLE RECEPTACLE	12	7.97	7.25
W2C-SD	1 DUPLEX & 1 SINGLE RECEPTACLE 1.41" DIAMETER	12	5.75	5.23
W2C-SW	2 LEVERS + 2-15A SINGLE POLE SWITCHES -NOT INCLUDED	12	8.11	7.37
W2CL-P050	40-50A RECEPTACLE, 2.125" DIAMETER, LOCKABLE	12	10.87	9.88
W2CL-P060	60A RECEPTACLE, 2.468" DIAMETER, LOCKABLE	12	10.87	9.88
W2C-DH	OVER-SIZED DUPLEX, HORIZONTAL	12	3.97	3.61


SERVICE ENTRANCE CAPS

CATALOG NO.	DESCRIPTION	PKG. QTY.	ALL DIST. OR ANY QUANTITY	WIP OR \$5000 MIN.
 WC2-50	SERVICE ENTRANCE CAPS, DIE-CAS	15	2.43	2.21
WC2-75	SERVICE ENTRANCE CAPS, DIE-CAS	10	2.94	2.67
WC2-100	SERVICE ENTRANCE CAPS, DIE-CAS	7	3.34	3.04
WC2-125	SERVICE ENTRANCE CAPS, DIE-CAS	5	3.46	3.15
WC2-150	SERVICE ENTRANCE CAPS, DIE-CAS	4	5.36	4.87
WC2-200	SERVICE ENTRANCE CAPS, DIE-CAS	4	6.92	6.29
WC2-250	SERVICE ENTRANCE CAPS, DIE-CAS	1	26.18	23.80
WC2-300	SERVICE ENTRANCE CAPS, DIE-CAS	1	39.98	36.34
WC2-350	SERVICE ENTRANCE CAPS, DIE-CAS	1	62.68	56.98
WC2-400	SERVICE ENTRANCE CAPS, DIE-CAS	1	49.79	45.27


TWO-GANG DEEP BOXES | 2-5/8" DEEP

CATALOG NO.	DESCRIPTION	PKG. QTY.	ALL DIST. OR ANY QUANTITY	WIP OR \$5000 MIN.
 W2DB50-5	1/2" trade size, 5 outlet holes, 40.3 cu. in.	9	9.21	8.37
W2DB75-5	3/4" trade size, 5 outlet holes, 40.3 cu. in.	9	10.08	9.16
W2DB100-5	1" trade size, 5 outlet holes, 40.3 cu. in.	9	11.01	10.01
W2DB50-7X	1/2" trade size, 7 outlet holes, 40.3 cu. in.	9	9.39	8.54
W2DB75-7X	3/4" trade size, 7 outlet holes, 40.3 cu. in.	9	11.02	10.02
W2DB100-7X	1" trade size, 7 outlet holes, 40.3 cu. in.	9	11.48	10.44


TWO-GANG EXTENSION BOXES | 1-9/16" DEEP

CATALOG NO.	DESCRIPTION	PKG. QTY.	ALL DIST. OR ANY QUANTITY	WIP OR \$5000 MIN.
 W2XB50-6	1/2" trade size, 6 outlet holes, 15.0 cu. in.	9	11.51	10.46
W2XB75-6	3/4" trade size, 6 outlet holes, 15.0 cu. in.	9	12.41	11.29
W2XB50-8	1/2" trade size, 8 outlet holes, 15.0 cu. in.	9	12.23	11.12
W2XB75-8	3/4" trade size, 8 outlet holes, 15.0 cu. in.	9	13.35	12.13


THREE-GANG DEVICE COVER

CATALOG NO.	DESCRIPTION	PKG. QTY.	PKG. QTY.	WIP OR \$5000 MIN.
 W3BC	BLANK COVER	7	7.20	6.55
W3C-3D	3 DUPLEX RECEPTACLES	7	19.18	17.44
W3C-3G	3 GFCI RECEPTACLES	7	19.18	17.44
W3C-3S	3 SINGLE 1.41" DIAMETER RECEPTACLES	7	19.18	17.44

THREE-GANG DEEP BOXES | 2-5/8" DEEP

CATALOG NO.	DESCRIPTION	PKG. QTY.	ALL DIST. OR ANY QUANTITY	WIP OR \$5000 MIN.
 W3DB50-7	1/2" trade size, 7 outlet holes, 54.0 cu. in.	10	17.35	15.77
W3DB75-7	3/4" trade size, 7 outlet holes, 54.0 cu. in.	10	17.51	15.92
W3DB100-7	1" trade size, 7 outlet holes, 54.0 cu. in.	10	18.19	16.53


ROUND EXTENSION BOXES | 4" DEEP

	CATALOG NO.	DESCRIPTION	PKG. QTY.	ALL DIST. OR ANY QUANTITY	WIP OR \$5000 MIN.
	WRB50-5	1/2" trade size, 5 outlet holes, 15.8 cu. in.	16	3.23	2.94
	WRB50-5-WH	1/2" trade size, 5 outlet holes, 15.8 cu. in., white	16	4.57	4.16
	WRB50-5-BRZ	1/2" trade size, 5 outlet holes, 15.8 cu. in., bronze	16	4.57	4.16
	WRB75-5	3/4" trade size, 5 outlet holes, 54.0 cu. in	16	5.45	4.95


ROUND COVERS | 4" DEEP

	CATALOG NO.	DESCRIPTION	PKG. QTY.	ALL DIST. OR ANY QUANTITY	WIP OR \$5000 MIN.
	WRC-1	1/2" trade size, 1 outlet holes	25	1.20	1.09
	WRC-1-WH	1/2" trade size, 1 outlet holes, white	25	1.61	1.46
	WRC-1-BRZ	1/2" trade size, 1 outlet holes, bronze	25	1.61	1.46
	WRC-2	1/2" trade size, 2 outlet holes	25	1.46	1.33
	WRC-2-WH	1/2" trade size, 2 outlet holes, white	25	2.02	1.84
	WRC-2-BRZ	1/2" trade size, 2 outlet holes, bronze	25	2.02	1.84
	WRC-3	1/2" trade size, 3 outlet holes	25	1.49	1.35
	WRC-3-WH	1/2" trade size, 3 outlet holes, white	25	2.20	2.00
	WRC-3-BRZ	1/2" trade size, 3 outlet holes, bronze	25	2.73	-
	W4RBC	4" round blank cover with gasket	-	1.20	1.09


ONE-GANG RECTANGULAR COVERS

	CATALOG NO.	DESCRIPTION	PKG. QTY.	ALL DIST. OR ANY QUANTITY	WIP OR \$5000 MIN.
	WRE-1	1/2" trade size, 1 outlet holes	25	1.36	1.23
	WRE-1-WH	1/2" trade size, 1 outlet holes, white	25	1.55	1.41
	WRE-1-BRZ	1/2" trade size, 1 outlet holes, bronze	25	1.55	1.41
	WRE-2	1/2" trade size, 2 outlet holes	25	1.50	1.36
	WRE-2-WH	1/2" trade size, 2 outlet holes, white	25	1.91	1.74
	WRE-2-BRZ	1/2" trade size, 2 outlet holes, bronze	25	1.91	1.74
	WRE-3	1/2" trade size, 3 outlet holes	25	1.66	1.51
	WRE-3-WH	1/2" trade size, 3 outlet holes, white	25	2.13	1.94
	WRE-3-BRZ	1/2" trade size, 3 outlet holes, bronze	25	2.13	1.94


ONE-GANG EXTENSION BOXES | 1-3/8" DEEP

	CATALOG NO.	DESCRIPTION	PKG. QTY.	ALL DIST. OR ANY QUANTITY	WIP OR \$5000 MIN.
	WXB50-4	1/2" trade size, 4 outlet holes, 9.5 cu. in.	12	6.46	5.87
	WXB75-4	3/4" trade size, 4 outlet holes, 9.5 cu. in.	12	7.08	6.44
	WXB50-6	1/2" trade size, 6 outlet holes, 9.5 cu. in	12	7.70	7.00
	WXB75-6	3/4" trade size, 6 outlet holes, 9.5 cu. in.	12	8.42	7.66


ONE-GANG FLANGED EXTENSION BOXES | 1-9/16" DEEP

	CATALOG NO.	DESCRIPTION	PKG. QTY.	ALL DIST. OR ANY QUANTITY	WIP OR \$5000 MIN.
	WXF50-2	1/2" trade size, 2 outlet holes, 13.5 cu. in.	10	3.86	3.51
	WXF75-2	3/4" trade size, 2 outlet holes, 13.5 cu. in.	10	4.25	3.86
	WXF50-4	1/2" trade size, 4 outlet holes, 13.5 cu. in.	10	4.14	3.76
	WXF75-4	3/4" trade size, 4 outlet holes, 13.5 cu. in.	10	4.74	4.31
	WXF50-6	1/2" trade size, 6 outlet holes, 13.5 cu. in.	10	4.95	4.50
	WXF75-6	3/4" trade size, 6 outlet holes, 13.5 cu. in	10	5.13	4.66


ONE-GANG FLANGED EXTENSION RING | 1" DEEP

	CATALOG NO.	DESCRIPTION	PKG. QTY.	ALL DIST. OR ANY QUANTITY	WIP OR \$5000 MIN.
	WXR-1	1 GANG W/P EXTENSION RING	24	2.84	2.59
	WXR-2	2 GANG W/P EXTENSION RING	12	5.36	4.87
	WXR50-4	4" ROUND W/P EXT. BOX 4 1/2" H	16	4.88	4.43
	WXR75-4	4" ROUND W/P EXT. BOX 4 3/4" H	16	5.59	5.08
	WRC-GASKET	Universal 1-gang foam gasket	25	0.56	0.51


THREADED CONDUIT BODIES | LB SERIES

	CATALOG NO.	TRADE SIZE	LENGTH	WIDTH	HEIGHT	PKG. QTY.	ALL DIST. OR ANY QUANTITY	W/P OR \$5000 MIN.
	LB-50CG	1/2"	4-5/16"	1-5/16"	2-11/32"	10	2.07	1.88
	LB-75CG	3/4"	5-3/32"	1-9/16"	2-5/8"	10	2.72	2.48
	LB-100CG	1"	5-29/32"	1-13/16"	3"	5	4.48	4.07
	LB-125CG	1-1/4"	7-13/16"	2-1/2"	3-3/4"	2	8.11	7.37
	LB-150CG	1-1/2"	7-13/16"	2-1/2"	3-3/4"	2	9.30	8.46
	LB-200CG	2"	10-1/16"	3-3/16"	4-3/4"	1	12.06	10.97
	LB-250CG	2-1/2"	12-13/16" 12-	4-1/2"	5-9/16"	1	36.55	33.23
	LB-300CG	3"	13/16"	4-1/2"	6-5/32"	1	42.33	38.48
	LB-400CG	4"	15-5/8"	5-9/16"	7-9/16"	1	65.12	59.20


THREADED CONDUIT BODIES | LL SERIES

	CATALOG NO.	TRADE SIZE	LENGTH	WIDTH	HEIGHT	PKG. QTY.	ALL DIST. OR ANY QUANTITY	W/P OR \$5000 MIN.
	LL-50CG	1/2"	4-5/16"	2-1/32"	1-5/8"	10	2.07	1.88
	LL-75CG	3/4"	5-3/32"	2-5/16"	1-7/8"	10	2.72	2.48
	LL-100CG	1"	5-29/32"	2-11/16"	2-1/8"	5	4.36	3.96
	LL-125CG	1-1/4"	7-13/16"	3-1/2"	2-3/4"	2	8.11	7.37
	LL-150CG	1-1/2"	7-13/16"	3-1/2"	2-3/4"	2	9.30	8.46
	LL-200CG	2"	10-1/16"	4-9/32"	3-5/8"	1	12.00	10.91
	LL-250CG	2-1/2"	12-13/16" 12-	5-7/8"	4-1/4"	1	42.33	38.48
	LL-300CG	3"	13/16"	5-7/8"	4-3/4"	1	56.28	51.16
	LL-400CG	4"	15-5/8"	7-21/32"	5-7/8"	1	87.75	79.77


THREADED CONDUIT BODIES | LR SERIES

	CATALOG NO.	TRADE SIZE	LENGTH	WIDTH	HEIGHT	PKG. QTY.	ALL DIST. OR ANY QUANTITY	W/P OR \$5000 MIN.
	LR-50CG	1/2"	4-5/16"	2-1/32"	1-5/8"	10	2.07	1.88
	LR-75CG	3/4"	5-3/32"	2-5/16"	1-7/8"	10	2.72	2.48
	LR-100CG	1"	5-29/32"	2-11/16"	2-1/8"	5	4.36	3.96
	LR-125CG	1-1/4"	7-13/16"	3-1/2"	2-3/4"	2	8.11	7.37
	LR-150CG	1-1/2"	7-13/16"	3-1/2"	2-3/4"	2	9.30	8.46
	LR-200CG	2"	10-1/16"	4-9/32"	3-5/8"	1	12.00	10.91
	LR-250CG	2-1/2"	12-13/16" 12-	5-7/8"	4-1/4"	1	42.33	38.48
	LR-300CG	3"	13/16"	5-7/8"	4-3/4"	1	56.28	51.16
	LR-400CG	4"	15-5/8"	7-21/32"	5-7/8"	1	87.75	79.77


THREADED CONDUIT BODIES | C SERIES

	CATALOG NO.	TRADE SIZE	LENGTH	WIDTH	HEIGHT	PKG. QTY.	ALL DIST. OR ANY QUANTITY	W/P OR \$5000 MIN.
	C-50CG	1/2"	4-11/16"	1-5/16"	1-5/8"	10	2.24	2.04
	C-75CG	3/4"	5-1/2"	1-9/16"	1-7/8"	10	2.87	2.61
	C-100CG	1"	6-7/16"	1-13/16"	2-1/8"	5	4.43	4.03
	C-125CG	1-1/4"	8-3/8"	2-1/2"	2-3/4"	2	7.67	6.97
	C-150CG	1-1/2"	8-3/8"	2-1/2"	2-3/4"	2	9.38	8.53
	C-200CG	2"	10-9/16"	3-3/16"	3-5/8"	1	13.37	12.16
	C-250CG	2-1/2"	13-1/2"	4-1/2"	4-1/4"	1	37.76	34.33
	C-300CG	3"	13-1/2"	4-1/2"	4-3/4"	1	46.77	42.52
	C-400CG	4"	16-5/16"	5-9/16"	5-7/8"	1	85.26	77.51


THREADED CONDUIT BODIES | T SERIES

	CATALOG NO.	TRADE SIZE	LENGTH	WIDTH	HEIGHT	PKG. QTY.	ALL DIST. OR ANY QUANTITY	W/P OR \$5000 MIN.
	T-50CG	1/2"	4-11/16"	2-1/32"	1-5/8"	10	2.24	2.04
	T-75CG	3/4"	5-1/2"	2-5/16"	1-7/8"	10	2.70	2.45
	T-100CG	1"	6-7/16"	2-11/16"	2-1/8"	5	5.66	5.15
	T-125CG	1-1/4"	8-3/8"	3-1/2"	2-3/4"	2	9.55	8.68
	T-150CG	1-1/2"	8-3/8"	3-1/2"	2-3/4"	2	11.35	10.32
	T-200CG	2"	10-9/16"	4-9/32"	3-5/8"	1	13.37	12.16
	T-250CG	2-1/2"	13-1/2"	5-7/8"	4-1/4"	1	48.69	44.26
	T-300CG	3"	13-1/2"	5-7/8"	4-3/4"	1	64.71	58.83
	T-350CG	3-1/2"	16-5/16"	7-21/32"	5-7/8"	1	121.07	110.07
T-400CG	4"	16-5/16"	7-21/32"	5-7/8"	1	121.07	110.07	


THREADED CONDUIT BODIES | SLB SERIES

	CATALOG NO.	TRADE SIZE	LENGTH	WIDTH	HEIGHT	PKG. QTY.	ALL DIST. OR ANY QUANTITY	WIP OR \$5000 MIN.
	SLB-50	1/2"	3-9/32"	1-3/8"	1-5/8"	20	2.20	2.00
	SLB-75	3/4"	3-19/32"	1-9/16"	1-27/32"	20	2.96	2.70
	SLB-100	1"	4-5/16"	1-31/32"	2-1/8"	10	4.82	4.38


COVERS & GASKETS FOR THREADED CONDUIT BODIES

	CATALOG NO.	TRADE SIZE	LENGTH	WIDTH	HEIGHT	PKG. QTY.	ALL DIST. OR ANY QUANTITY	WIP OR \$5000 MIN.
	CG-50	1/2"	3-7/8"	1-5/16"	-	100	0.90	0.81
	CG-75	3/4"	4-11/16"	1-9/16"	-	50	1.09	0.99
	CG-100	1	5-3/8"	1-3/4"	-	50	1.69	1.54
	CG-125/150	1-1/4" &	7-5/16"	2-1/2"	-	25	2.25	2.05
	CG-200	1-1/2"	9-1/2"	3-1/8"	-	10	3.80	3.45
	CG-250/300	2"	12-1/16"	4-7/16"	-	10	6.55	5.95
	CG-350/400	2-1/2"	15-1/16"	5/9/2016"	-	5	10.29	9.35


LAMP HOLDERS

	CATALOG NO.	DESCRIPTION	PKG. QTY.	ALL DIST. OR ANY QUANTITY	WIP OR \$5000 MIN.
	LH150-1	STANDARD WEATHERPROOF LAMP HOLDER	20	2.15	1.96
	LH150-1-BRZ	STANDARD WEATHERPROOF LAMP HOLDER, white	12	2.21	2.01
	LH150-1-WH	STANDARD WEATHERPROOF LAMP HOLDER, bronze	12	2.21	2.01
	LH150-GASKET	Silicon Gasket For LH150	20	0.70	0.64
	W4RBC	3-1/2" ROUND STEEL BLANK COVER	50	1.20	1.09

LAMP HOLDERS

	CATALOG NO.	DESCRIPTION	PKG. QTY.	ALL DIST. OR ANY QUANTITY	WIP OR \$5000 MIN.
	PL-50	CLOSE-UP PLUG 1/2" - 50 PER BA	500 per bag	0.21	0.19
	PL-50-BRZ	CLOSE-UP PLUG 1/2" - 50 PER BA, BRONZE	500 per bag	0.22	0.20
	PL-50-WH	CLOSE-UP PLUG 1/2" - 50 PER BA, WHITE	500 per bag	0.22	0.20
	PL-75	CLOSE-UP PLUG 3/4" - 50 PER BA	500 per bag	0.31	0.29
	PL-100	CLOSE-UP PLUG 1" - 50 PER BAG	200 per bag	0.38	0.34

PORCELAIN LAMP HOLDERS

	CATALOG NO.	DESCRIPTION	PKG. QTY.	ALL DIST. OR ANY QUANTITY	WIP OR \$5000 MIN.
	M507C-UL	E26, PORCELAIN KEYLESS LAMPHOLDER, 4 TERMINAL SCREWS, 660W/250V RATING, WHITE	48	1.33	1.21
	M507CW-UL	E26, PORCELAIN KEYLESS LAMPHOLDER WITH PULL CHAIN, 4 TERMINAL SCREWS, 660W/250V RATING, WHITE	48	3.21	2.92


PLASTIC LAMP HOLDERS

	CATALOG NO.	DESCRIPTION	PKG. QTY.	ALL DIST. OR ANY QUANTITY	WIP OR \$5000 MIN.
	MS507C-UL	E26, BAKELITE KEYLESS LAMPHOLDER WITH 2 TERMINAL SCREWS, 660W/250V RATING, WHITE	108	1.96	1.78
	MS507CW-UL	E26, BAKELITE KEYLESS LAMPHOLDER WITH PULL CHAIN, 2 TERMINAL SCREWS, 660W/250V RATING, WHITE	108	3.39	3.08

ANGLE PLUG, GENERAL PURPOSE CORDS | 125V-13A, GRAY

	CATALOG NO.	DESCRIPTION	PKG. QTY.	ALL DIST. OR ANY QUANTITY	WIP OR \$5000 MIN.
	GPA3-2	SPT-2 16AWG/ 3 CONDUCTOR, ANGLE PLUG, NEMA 5-15P, 125V, GRAY, 3FT	100	2.65	2.41
	GPA6-2	SPT-2 16AWG/ 3 CONDUCTOR, ANGLE PLUG, NEMA 5-15P, 125V, GRAY, 6FT	100	3.83	3.48
	GPA8-2	SPT-2 16AWG/ 3 CONDUCTOR, ANGLE PLUG, NEMA 5-15P, 125V, GRAY, 8FT	100	4.87	4.43

STRAIGHT PLUG, GENERAL PURPOSE CORDS | 125V-13A, GRAY

CATALOG NO.	DESCRIPTION	PKG. QTY.	ALL DIST. OR ANY QUANTITY	W/P OR \$5000 MIN.
 GPS3-2	SPT-2 16AWG/ 3 CONDUCTOR, STRAIGHT PLUG, NEMA 5-15P, 125V, GRAY, 3FT	100	2.01	1.83
GPS6-2	SPT-2 16AWG/ 3 CONDUCTOR, STRAIGHT PLUG, NEMA 5-15P, 125V, GRAY, 6FT	100	3.07	2.79
GPS8-2	SPT-2 16AWG/ 3 CONDUCTOR, STRAIGHT PLUG, NEMA 5-15P, 125V, GRAY, 8FT	100	4.08	3.71

STRAIGHT PLUG WITH VINYL INSULATION

CATALOG NO.	DESCRIPTION	ALL DIST. OR ANY QUANTITY	W/P OR \$5000 MIN.
 EX123-100	REPLACEMENT CORDS FOR RANGE OR DRYER	105.93	74.15
EX163-50	REPLACEMENT CORDS FOR RANGE OR DRYER	23.04	16.13

DIRECTIONAL ARMORED GROUND CLAMP WITH STEEL SCREWS

CATALOG NO.	DESCRIPTION	NON STOCKING DIST. OR ANY QUANTITY	STOCKING DIST. \$2500 MIN.	W/P OR \$5000 MIN.
 MVP98	TRADE SIZE 1/2"- 1" WIRE SIZE 4-6-8 INNER 25, MASTER 100		6.04	4.99


FEED-THROUGH ARMORED GROUND CLAMP WITH STEEL SCREWS

CATALOG NO.	DESCRIPTION	PKG. QTY.	NON STOCKING DIST. OR ANY QUANTITY	STOCKING DIST. \$2500 MIN.	W/P OR \$5000 MIN.
 MVP99	TRADE SIZE 1/2"- 1" WIRE SIZE 4-6-8, INNER 20, MASTER 80	20	8.46	7.69	6.99


FEED-THROUGH ARMORED GROUND CLAMP WITH STEEL SCREWS

CATALOG NO.	DESCRIPTION	PKG.	ALL DIST. OR ANY QUANTITY	W/P OR ANY QUANTITY
 MVP94-50	1/2" FEED-THROUGH ARMORED GROUND CLAMP	-	2.75	2.50
MVP94-75	3/4" FEED-THROUGH ARMORED GROUND CLAMP	20	3.19	2.90




FEED-THROUGH ARMORED GROUND CLAMP WITH CABLE ADAPTOR

CATALOG NO.	DESCRIPTION	LESS THAN 100PCS	100PCS+
 MVP99-360-1C	TRADE SIZE 1/2"- 1" WIRE SIZE 4-6-8, MASTER 80 WITH 1 ARMORED CABLE ADAPTOR	7.69	6.99
MVP99-360-2C	TRADE SIZE 1/2"- 1" WIRE SIZE 4-6-8, MASTER 80 WITH 2 ARMORED CABLE ADAPTOR	8.25	7.50


STEEL JACK CHAIN & FIXTURE HANGER

CATALOG NO.	DESCRIPTION	ALL DIST. OR ANY QUANTITY	W/P OR \$5000 MIN.
 CH-1212	Steel jack chain, 100ft., 12GA, (Meets weight requirements for Linear High Bays)	18.08	16.43
CH-1010	Steel jack chain, 100ft., 10GA	21.71	19.73
FH-S	Side mount Steel fixture hangers, 10GA	1.31	1.19
FH-E	End mount Steel fixture hangers, 10GA	1.31	1.19

OCCUPANCY/VACANCY SENSORS

CATALOG NO.	DESCRIPTION
 YM183-W	Vacancy PIR Sensor, 180°, 30FT (720FT), 120/277V 800/1200W max, Single Pole, Neutral Req.
 YM2108-W	Vacancy & Occupancy PIR Sensor, 180°, 30FT (720FT), 120/277V 800/1200W max, Single Pole,
 YM2108-T-W	Vacancy & Occupancy PIR Sensor, 180°, 25FT (600FT), 120/277V 600/1000W max, 3-Way,

2 VERTICAL USB PORT 5V DC

CATALOG NO.	DESCRIPTION	ALL DIST. OR ANY QUANTITY
 USB2-15TR-WH	15A RECEPTACLE W/2 USB PORTS	5.99
USB2-20TR-WH	20A RECEPTACLE W/2 USB PORTS	5.99

BUY MORE, SAVE MORE & GET UP TO 20% DISCOUNT ON ALREADY REDUCED PRICING

FINAL PRODUCTION DEALS

\$3,000=5%OFF \$6,000=10%OFF \$10,000=15%OFF \$15,000=20%OFF

"WHILE SUPPLIES LAST"

LED NON-CUTOFF WALL PACK WITH GLASS LENS, 120-277V

Dark Bronze



CATALOG NO.	DESCRIPTION	REPLACEMENT RANGE	PKG. QTY.	ALL DIST. OR ANY QUANTITY
WML-30NW-SM	30W 3200LM 4000K W:8-1/2"	100-150 MH	4	50.31
WML-30WW-SM	30W 2400LM 3000K W:8-1/2"	100-150 MH	4	50.31
WML-50WW	50W 3840LM 3000K W:13-1/4"	100-200 MH	1	53.01
WML-60CW	60W 6600LM 5000K W:13-1/4"	175-250 MH	1	71.01
WML-60WW	60W 4840LM 3000K W:13-1/4"	175-250 MH	1	71.01
WML-80WW	80W 7040LM 3000K W:13-1/4"	250-400 MH	1	76.41
WML-120WW-LG	120W 12000LM 3000K W:18-1/2"	320-400 MH	1	137.61

LED SMALL NON-CUTOFF WALL PACK WITH PHOTOCELL, 120V

CATALOG NO.	DESCRIPTION	REPLACEMENT RANGE	PKG. QTY.	ALL DIST. OR ANY QUANTITY
LESW-12W-30K-P	12W 1225LM 3000K	50-70MH	6	15.94

LED CUTOFF WALL PACK, 120-277V



CATALOG NO.	DESCRIPTION	REPLACEMENT RANGE	EQUIVALENCY	ALL DIST. OR ANY QUANTITY
LWP-22CW	22W 2000LM 5000K	50-100 MH	70 MH	24.52
LWP-30CW	30W 2800LM 5000K	100-125 MH	150 MH	29.52
LWP-80CW	80W 7900LM 5000K	320-400 MH	400 MH	89.98

LED FLOOD LIGHTS, 120-277V

CATALOG NO.	DESCRIPTION	EQUIVALENCY	PKG. QTY.	ALL DIST. OR ANY QUANTITY
LF-WH20-CW	20W 1800LM 5000K	70 MH	8	19.52

LF2 ARCHITECTURAL FLOOD LIGHTS, 120-277V



CATALOG NO.	DESCRIPTION	REPLACEMENT RANGE	ALL DIST. OR ANY QUANTITY
LF2-10CW-TR	10W 942LM 5000K TRUNNION	90-100 MH	13.52
LF2-10WW-TR	10W 900LM 3000K TRUNNION	90-100 MH	13.52

12-VOLT AC/DC LED GARDEN LIGHT

CATALOG NO.	DESCRIPTION	PKG. QTY.	ALL DIST. OR ANY QUANTITY
LF12-6NW	6W 450LM 4000K SPIKE INCL. 45° COB WITH ALUM REFLECTOR	50	11.99

SECURITY LIGHTS 90-135V, IP65, 100° BEAM ANGLE, 80 CRI, FIT ON 4" ROUND W/P BOX OR FLUSH MOUNT, 180° SENSOR



CATALOG NO.	DESCRIPTION	EQUIVALENCY	PKG. QTY.	ALL DIST. OR ANY QUANTITY
SL-20W-BZ-30K	20W 950LM-HEAD 3000K BRONZE	70 MH	12	19.52

HIGH-OUTPUT SECURITY LIGHTS with 240° PIR SENSOR, 120V, IP65, 120° BEAM ANGLE



CATALOG NO.	DESCRIPTION	EQUIVALENCY	PKG. QTY.	ALL DIST. OR ANY QUANTITY
SLB-312-30K-P	3 X 12W 3 x 1050LM 3000K BRONZE	100 MH	8	36.90

Items displayed in this sheet will no longer be reproduced.

FINAL DEALS

BUY MORE, SAVE MORE & GET UP TO 20% DISCOUNT ON ALREADY REDUCED PRICING

FINAL PRODUCTION DEALS

\$3,000=5%OFF \$6,000=10%OFF \$10,000=15%OFF \$15,000=20%OFF

"WHILE SUPPLIES LAST"

LED FLOOD LIGHTS SERIES LF3

WITH BOTTOM YOKE (Incl.) & other MOUNTING OPTIONS (SEE BELOW)



	CATALOG NO.	DESCRIPTION	REPLACEMENT RANGE	ALL DIST. OR ANY QUANTITY
	LF3-80WW-YK	80W 9600LM 3000K	150-250 MH	101.90
	LF3-100WW-YK	100W 10000LM 3000K	200-400 MH	130.90
	LF3-150WW-YK	150W 15500LM 3000K	320-400 MH	140.90
	LF3-220WW-YK	220W 22000LM 3000K	350-400 MH	220.90
	LF3-300WW-YK	300W 30800LM 3000K	1000 MH	288.90

LED FLOOD LIGHTS LF3 SERIES w/ SLIP FITTER, 120-277V

Dark Bronze



	CATALOG NO.	DESCRIPTION	REPLACEMENT RANGE	ALL DIST. OR ANY QUANTITY
	LF3-80WW-SF	80W 9600LM 3000K	150-250 MH	120.90
	LF3-220WW-SF	220W 22000LM 3000K	350-400 MH	248.90
	LF3-300WW-SF	300W 30800LM 3000K	1000 MH	304.90

MOUNTING ACCESSORIES FOR LF3 SERIES

	CATALOG NO.	DESCRIPTION	PKG. QTY.	ALL DIST. OR ANY QUANTITY
	LF3-EXTARM	STRAIGHT EXTENSION ARM FOR SHOE BOX APPLICATION, W/ K/O TO INSTALL PC OR SENSOR (LF3-80-300)	6	40.98
	LF3-STR	STREET LIGHT ARM 6" LONG WITH 20" WIRE AND STRAIN RELIEF CONNECTOR (LF3-80-300)	6	34.98
	LF3-SF	ADJUSTABLE SLIP FITTER FOR POLE MOUNT 2"-2-1/2", W/ K/O TO INSTALL PC OR SENSOR (LF3-80-300)	6	36.98
	LF3-PK	Photocell kit for LF3-80w, 100w, 150w Field Installed		33.28

TYPE 3 & TYPE 4 LENSES FOR LF3 SERIES (NOT FOR LF3-HL SERIES, CALL)

	CATALOG NO.	DESCRIPTION	ALL DIST. OR ANY QUANTITY
	LF3-TYPEIII-150W/300W	TYPE 3 LENS FOR LF3 SERIES 150W & 300W (ORDER 2 FOR 150W OR 4 FOR 300W)	10.90
	LF3-TYPEIII-80W/100W/220W	TYPE 3 LENS FOR LF3 SERIES 80W, 100W, & 220W (ORDER 2 FOR 80W & 100W OR 4 FOR 220W)	10.90
	LF3-TYPEIV-150W/300W	TYPE 4 LENS FOR LF3 SERIES 150W & 300W (ORDER 2 FOR 150W OR 4 FOR 300W)	10.90
	LF3-TYPEIV-80W/100W/220W	TYPE 3 LENS FOR LF3 SERIES 80W, 100W, & 220W (ORDER 2 FOR 80W & 100W OR 4 FOR 220W)	10.90

LED BULLET FLOOD LIGHTS w/ 1/2" KNUCKLE (1st Gen.)



	CATALOG NO.	DESCRIPTION	REPLACEMENT RANGE	PKG. QTY.	ALL DIST. OR ANY QUANTITY
	FLD-12WW-WH	12W 800LM 3000K WHITE	100 PAR	6	20.98
	FLD-30CW-WH	30W 2500LM 5000K WHITE	70-100 MH	6	39.98
	FLD-30WW-WH	30W 2450LM 3000K WHITE	70-100 MH	6	39.98
	FLD-30CW-GRN	30W 2500LM 5000K GREEN	70-100 MH	6	39.98

LED UFO HIGH BAY FIXTURES (COMPATIBLE WITH ULHB SERIES ACCESSORIES -CALL)

	CATALOG NO.	DESCRIPTION	REPLACEMENT RANGE	PKG. QTY.	ALL DIST. OR ANY QUANTITY	W/P OR \$5000 MIN.
	UHB-300-CW	300W 36000LM 5000K 90°	350-400 MH	1	338.98	302.94
	UHB-300-NW	300W 36000LM 4000K 90°	350-400 MH	1	338.98	302.94
	UHB-360-NW	360W 40000LM 4000K 90°	1000 MH	1	365.98	355.94
	UHB-300-CW-480V	300W 36000LM 5000K 90°	350-400 MH	1	494.98	468.94
	UHB-360-CW-480V	360W 40000LM 5000K 90°	1000-1200 MH	1	604.98	567.94

Items displayed in this sheet will no longer be reproduced.

FINAL DEALS

BUY MORE, SAVE MORE & GET UP TO 20% DISCOUNT ON ALREADY REDUCED PRICING

FINAL PRODUCTION DEALS

\$3,000=5%OFF \$6,000=10%OFF \$10,000=15%OFF \$15,000=20%OFF

"WHILE SUPPLIES LAST"

CORN LAMPS, 100~277V AC



CATALOG NO.	DESCRIPTION	REPLACEMENT RANGE	EQUIVALENCY	PKG. QTY.	ALL DIST. OR ANY QUANTITY
 CL-36W-30K-E39	36W 4456LM 3000K E39 H:9-1/4" X D:3-3/4"	70-150 MH	100 MH	12	15.52

LED PANEL (1X4-44W), 120-277V



CATALOG NO.	DESCRIPTION	PKG. QTY.	NON STOCKING DIST. OR ANY QUANTITY	STOCKING DIST. OR \$2500 MIN.	W/P OR \$5000 MIN.
-------------	-------------	-----------	------------------------------------	-------------------------------	--------------------

LED PANEL (2X4-60W), 120-277V



LP-2X4-60W-35K-DS	60W 6300LM 3500K	2	79.98	67.94	63.90
LP-2X4-60W-27K-DS	60W 5400LM 2700K	2	79.98	67.94	70.90

LED PANEL (2X4-72W), 120-277V



LP-2X4-72W-35K-DS	72W 7560LM 3500K	2	91.98	83.94	79.90
LP-2X4-72W-27K-DS	72W 6480LM 2700K	2	91.98	83.94	87.90

LED PANEL (1X4-40W), 120-277V



LP-1X4-40W-35K-DS	40W 4200LM 3500K	2	72.98	57.94	44.90
LP-1X4-40W-27K-DS	40W 3600LM 2700K	2	72.98	57.94	51.90

LED PANEL (2X4 -72W & 1X4 - 45W), 120-277V



CATALOG NO.	DESCRIPTION	PKG. QTY.	ALL DIST. OR ANY QUANTITY
LP-2X4-72W-35K-D	72W 7560LM 3500K	4	38.50
LP-2X4-72W-27K-D	72W 7200LM 2700K	4	38.50
LP-1X4-45W-50K-D	45W 5175LM 5000K	4	22.00

PAR30 SHORT NECK LED LAMPS 40°



CATALOG NO.	DESCRIPTION	PKG. QTY.	ALL DIST. OR ANY QUANTITY
 PAR30-SN-10W-30K-D	10W 800LM 3000K COB	20	3.52
PAR30-SN-10W-50K-D	10W 900LM 5000K COB	20	3.52


24-VOLT LED FLEXIBLE RIBBON LIGHTS

Standard OUTPUT SMD3528 24V



CATALOG NO.	DESCRIPTION	REEL LENGTH	ALL DIST. OR ANY QUANTITY
LED STANDARD OUTPUT RIBBON—INDOOR (Max Run 80ft)			
R24V-5M-D3-WW	1.5W/FT 90LM/FT 2700K	16.4FT	7.29
LED STANDARD OUTPUT RIBBON—INDOOR (LONG ROLL) (Max Run 80ft)			
R24V-30M-D3-WW	1.5W/FT 90LM/FT 2700K	98.4FT	43.73
LED HIGH OUTPUT RIBBON—INDOOR (Max Run 32ft)			
R24V-5M-D5-CW	4.4W/FT 254LM/FT 5500K	16.4FT	13.89
R24V-5M-D5-RGB	4.4W/FT 254LM/FT RGB	16.4FT	13.90
IP65 LED HIGH OUTPUT RIBBON—WET LOCATION (Max Run 32ft)			
R24V-5M-D5-P68-WW	4.4W/FT 254LM/FT 2700K	16.4FT	20.87

CONTROLLERS FOR RGB PRODUCTS (Driver required)

CATALOG NO.	DESCRIPTION	ALL DIST. OR ANY QUANTITY
 LEDR-CTRL-24K	RGB CONTROLLER, 24K REMOTE 30FT, 12V-72W MAX, 24V-144W MAX (Not for use with Magnetic Drivers)	2.52

Items displayed in this sheet will no longer be reproduced.

FINAL DEALS


BUY MORE, SAVE MORE & GET UP TO 20% DISCOUNT ON ALREADY REDUCED PRICING

FINAL PRODUCTION DEALS

\$3,000=5%OFF \$6,000=10%OFF \$10,000=15%OFF \$15,000=20%OFF


"WHILE SUPPLIES LAST"

DIMMERS

CATALOG NO.	DESCRIPTION	ALL DIST. OR ANY QUANTITY	WIP OR \$5000 MIN.
 LEDR-CTRL	RGB LED WIRELESS REMOTE CONTROL 24V INPUT, 24V OUTPUT, 4A PER CIRCUIT		26.01

LED PUCK LIGHTS 120V INTERNAL DRIVERS Surface/Recess 6Ft. Power Cord with In-Line switch



CATALOG NO.	DESCRIPTION	PKG. QTY.	ALL DIST. OR ANY QUANTITY	WIP OR \$5000 MIN.
 LED-PL1WHT	4W 275LM 3000K PLASTIC WHITE 1LIGHT	50	21.98	18.94
LED-PL1NKL	4W 275LM 3000K PLASTIC BRUSHED NICKEL 1LIGHT	50	21.98	18.94
LED-PL1BLK	4W 275LM 3000K PLASTIC BLACK 1LIGHT	50	21.98	18.94

LED 3-PACK PUCK LIGHTS 120V INTERNAL DRIVERS Surface/Recess 6Ft. Power Cord with In-Line switch



CATALOG NO.	DESCRIPTION	PKG. QTY.	ALL DIST. OR ANY QUANTITY	WIP OR \$5000 MIN.
 LED-PL3WHT	3 x 4W 3 x 275LM 3000K PLASTIC WHITE 3LIGHT	20	65.98	53.94
LED-PL3NKL	3 x 4W 3 x 275LM 3000K PLASTIC BRUSHED NICKEL 3LIGHT	20	65.98	53.94
LED-PL3BLK	3 x 4W 3 x 275LM 3000K PLASTIC BLACK 3LIGHT	20	65.98	53.94

120V

Accessories Included



Surface or recessed mounting housing can be easily removed





6Ft. Power Cord



Screws

EXTENSION CORD

CATALOG NO.	DESCRIPTION	ALL DIST. OR ANY QUANTITY	WIP OR \$5000 MIN.
 EXAD143	STW 14/3, 2FT, 15A 125V, YELLOW, TWIST PLUG, LIGHTED OUTLET, 50 PCS/CTN		5.48
EX123-50	SJTW 3C/12AWG, 50 FT, 13A, 125V, OUTSIDE EXTENSION CORD, 6 PCS/CTN		73.78
EX143-25	SJTW 14AWG/3C, 25 FT, 13A, 125V, OUTSIDE EXTENSION CORD, 10 PCS/CTN		31.78
EX143-50	SJTW 14AWG/3C, 50 FT, 13A, 125V, OUTSIDE EXTENSION CORD, 8 PCS/CTN		52.78
EX163-25	SJTW 16AWG/3C, 25 FT, 13A, 125V, OUTSIDE EXTENSION CORD, 20 PCS/CTN		17.78
 EXL143-50	SJTW 14AWG/3C, 50 FT, 15A, 125V, BLUE OUTDOOR EXTENSION CORD, LIGHTED PLUG, 6 PCS/CTN		42.78
EXL123-50	SJTW 3C/12AWG, 50 FT, 15A, 125V, BLUE OUTDOOR EXTENSION CORD, LIGHTED PLUG, 4 PCS/CTN		79.78

STRAIGHT ANGLE PLUG WITH THICK VINYL INSULATION

CATALOG NO.	DESCRIPTION	ALL DIST. OR ANY QUANTITY	WIP OR \$5000 MIN.
 DRY4	HEAVY-DUTY STRAIN RELIEF PROTECTS CORD RESULTING IN LONGER CORD LIFE	10.30	7.21
DRY5	HEAVY-DUTY STRAIN RELIEF PROTECTS CORD RESULTING IN LONGER CORD LIFE	11.96	8.38

Items displayed in this sheet will no longer be reproduced.

Buy with confidence!

Stock Up & Save!

WESTGATE DISTRIBUTOR PROGRAM

FREE FREIGHT QUALIFIER	Westgate Non-Stocking Distributor	Westgate Stocking Distributor	★ WIP Silver	★ WIP Gold	★ WIP Platinum
Min Order-Free Shipping 2021:	\$1,200.00	\$950.00	\$750.00	\$250.00	\$0.00
Free Return Terms	30 Days	30 Days	60 Days	90 Days	180 Days
Product Displays:	Requires Purchase	Requires Purchase	Requires Purchase	FREE	FREE
Pricing Level:	Column 1	Column 2	Column 3	Column 3	Column 3

Specific carrier and service level for Free Freight offer is at Westgate's discretion, and applies to dock-height deliveries with standard equipment within the lower 48 states. Customer is responsible for any extra assessorial charges required due to special delivery or unloading requirements.

Questions? contact your territory Sales Rep or Westgate's National Sales Manager.

WESTGATE

THE FUTURE IS HERE...AND IT'S QUITE BRIGHT!



877.805.2252



877.809.2252

www.WESTGATEMFG.COM

PO. Hotline: orders@westgatemfg.com

RGA: RMA@westgatemfg.com

PRICES SUBJECT TO CHANGE WITHOUT NOTICE



\$1

