

GPH SERIES Outdoor Lighting

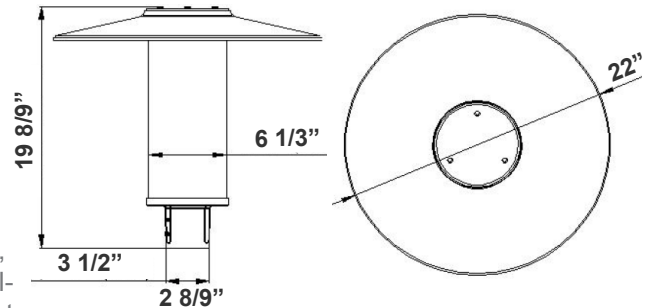
GPH-12-40W-MCTP-BK

MODERN TOP-HAT POST-TOP AREA LIGHT WITH INDIRECT LIGHT SOURCE

MCTP Multi Color Temperature & Multi Power/Wattage (Selectable)



GPH is a classic led post-top light for illuminating yards, parks, parking areas, and other public outdoor spaces. It is well-shielded and delivers clear white light, creating a pleasant ambiance while enabling good energy savings. Symmetrical light distribution is designed for area lighting. It is made of high-quality, durable materials and can be directly mounted on a Ø 60 mm & Ø 76 mm post. A glare shield is an accessory that makes light-dark sky friendly, no upward light.



19 8/9" (H) x 22" (D)

Customer Name: _____

Project Name: _____

Note: _____

Type: _____

Features

- Powder Coating: Black
- Aluminum Housing & PC Lens
- 7-Year Warranty
- Multi-CCT & Power: Switch Is Inside Fixture

Technical Specifications

Electrical:

- Voltage: 120-277V AC 60Hz
- Wattage: 12W/20W/30W/40W
- Power Factor: >0.90
- Efficacy: 100LM/W

Mechanical:

- Aluminum Housing & PC Lens
- Powder Coating: Black
- EPA (Effective Projected Area) Rating: 2.43 Square Feet
- Operating Temperature: -22°F to 122°F
- IP66 Suitable For Wet Location
- 7-Year Warranty

Lighting:

- Dimming: 0-10V Dimming
- Multi-CCT & Power: Switch Is Inside Fixture
- LED: LED 3030
- Total Lumens: 4000LM Max.
- Color Temperatures: 3000K/4000K/5000K
- Color Rendering Index: CRI ≥ 80
- Beam Angle: 85°
- Rated Life: 70,000 Hrs

Applications:

- Courtyard
- Private and public garden
- Community
- Causeway

Other Models:

- 40W | 4000LM | GPH-12-40W-MCTP-BR
- 40W | 4000LM | GPH-12-40W-MCTP-GY

WESTGATE
THE FUTURE IS HERE...AND IT'S QUITE BRIGHT!

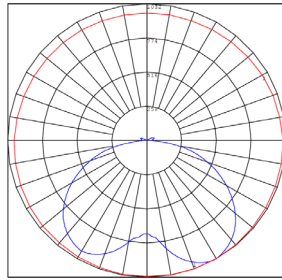
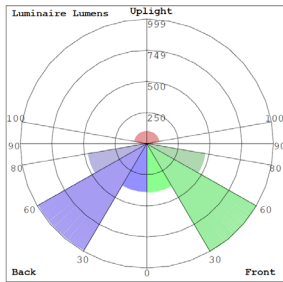


Phone: (877) 805-2252 | Fax: (877) 805-2252
www.westgatemfg.com |

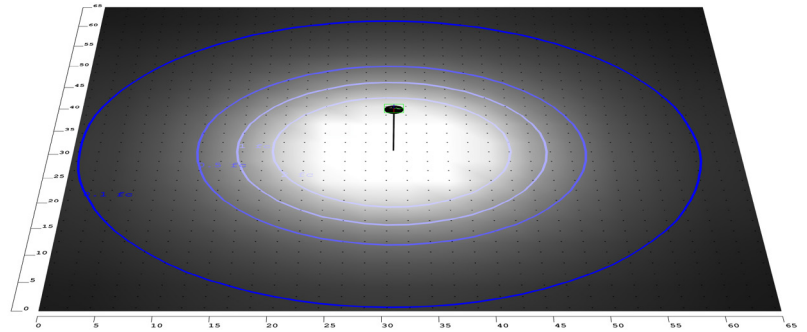


WG-02212023

Photometrics: GPH-12-40W-MCTP-BK



BUG Rating: B1-U3-G1



Area 65'x 65' Mounting Height: 9'

Other Views:



Side View



Top View



Bottom View

Performance Table: GPH-12-40W-MCTP-BK

MODEL NO.	Wattage	Voltage	Lumens	Color Temp.	BUG Rating	LPW
GPH-12-40W-MCTP-BK	12W 20W 30W 40W	120-277V	1200LM 2000LM 3000LM 4000LM	3000K 4000K 5000K	B1-U3-G1	100

Sample Ordering

Model	Size	Watt	Color Temp.	Housing
GPH	12	40W	MCTP	BK

Accessories:

Blank = No Option For Accessories
OPT-GPH-3IN-BK = 3IN POLE ENTRY Black

Other Models: GPH-12-40W-MCTP-GY



Side View



Top View



Bottom View

