

GPET SERIES Outdoor Lighting

GPET-30-60W-MCTP

POWER & CCT- ADJUSTABLE GARDEN POST-TOP LIGHTS

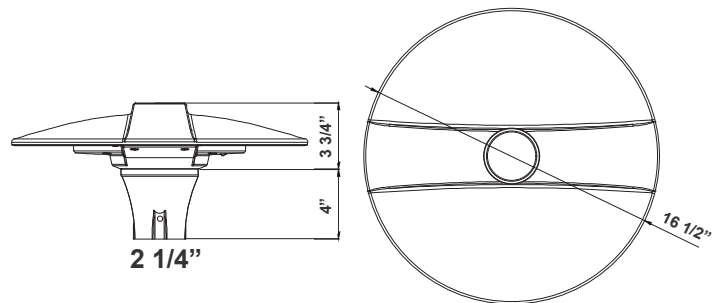
MCTP Multi Color Temperature & Multi Power/Wattage (Selectable)

Customer Name: _____

Project Name: _____

Note: _____

Type: _____



7 3/4" (H) x 16 1/2" (D)

Ideal for airports, auto dealerships, corporate offices, education, government, healthcare, industrial warehouses, municipal parking, gas stations, convenient stores, recreation and public venues, restaurants, hospitality, retail and grocery stores.

Features

- Aluminum Housing ,Outdoor Powder Coated
- Fits On 3" OD Pipes/Pole
- 7-Year Warranty
- Multi CCT and Power: Selectable Switch Inside Of The Fixture

Technical Specifications

Electrical:

- Voltage: 100-277V AC 50/60Hz
- Wattage: 30W/50W/60W
- Power Factor: 0.95
- Efficacy: 130LM/W

Mechanical:

- Aluminum Housing , Outdoor Powder Coated
- Reducer from 3" Inner Diameter to 2.5" Available
- Twin (Double) Arm
- For 3" OD Pole/Pipe
- Programmable Bi-Level Motion Sensor & Emergency Backup Options
- Operating Temperature: -86°F~122°F
- IP Rating: IP66, Suitable for Wet Locations
- 7-Year Warranty

Lighting:

- Multi CCT and Power: Selectable Switch Inside Of The Fixture
- Dimmable: 0~10V Dimming
- LED: SMD 3030
- Total Lumens: 7800LM Max.
- Color Temperature: 3000K/4000K/5000K
- Color Rendering index: >70
- Beam Angle: Type V (150° X 150°)
- Lifespan: 70000 Hrs.

Applications:

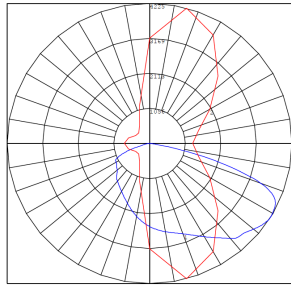
- Ideal For Garden, Amusement Park, Residential Quater , Industrial Park And Pedestrian street.

Other Model:

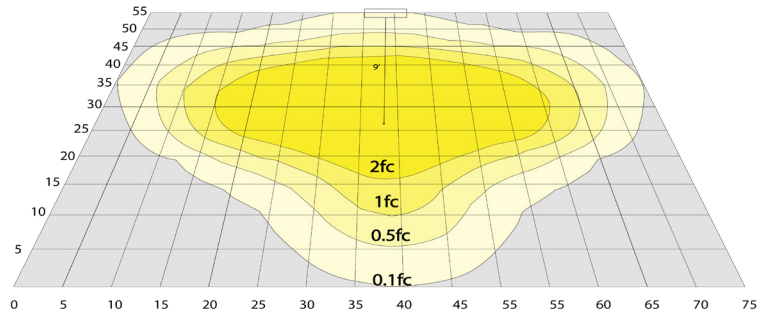
- 130W | 13000LM | GPET-60-100W-MCTP



Photometrics: GPET-30-60W-MCTP



BUD Rating: B1-U1-G0



20W 5000K, Area 55'x 75' Mounting Height: 9'

Other Views:



Side View



Back View



Bottom View

Performance Table: GPET-30-60W-MCTP

MODEL NO.	Wattage	Voltage	Lumens	Color Temp.	BUG Rating	LPW
GPET-30-60W-MCTP	30W 50W 60W	120-277V	3900LM 6500LM 7800LM	3000K 4000K 5000K	B1-U1-G0	130

Sample Ordering

Model Min. Watt Max. Watt Color Temp.

GPET - 30 - 60W - MCTP

Accessory:

Blank = No Option
GPE-30-25-REDUCER = GPE Neck Reducer from 3" Inner Diameter to 2.5"

Factory Installed Options:

Blank = No Option
OPT-EM-OD2INT = INTERNAL EMERGENCY BACK UP BATTERY
OPT-3MPC = MICROWAVE PHOTOCCELL
OPT-CLR-95(BK/GR/SR/WH) = COLOR PAINT
OPT-SEN-3MR-3 = BI-LEVEL MICROWAVE SENSOR
WEC-8RC = REMOTE CONTROL

FACTORY INSTALLED OPTIONS:



COLOR CHART: * Choose from one of our Premium Colors with no set-up fee.

Gloss:



SILVER METALLIC
70 GLOSS
T357-GR105



SILVER METALLIC
30 GLOSS
T353-GR06



DARK RED 90
GLOSS
P009-RD02



INTERNATIONAL
ORANGE 90
GLOSS
T009-OG26




SAFETY ORANGE
90 GLOSS
T009-OG01




YELLOW 90
GLOSS
T009-YL14



YELLOW 90
GLOSS
T009-YL01



TRAFFIC GREEN
70 GLOSS
T007-GN16



GREEN 70 GLOSS
T007-GN13



GREEN 60 GLOSS
C006-GN03



BLUE 90 GLOSS
T009-BL01



DARK BLUE 80
GLOSS
T008-BL20



RAL 8028 TERRA
BROWN 90 GLOSS
C209-BR358

Hammer:




WHITE HAMMER
T013-WH09



BEIGE HAMMER
T013-BG38




GREY HAMMER
C013-GR08




SILVER
HAMMERTONE
T064-GR05




BLACK HAMMER
T013-BK62



RED HAMMER
T013-RD15



GREEN HAMMER
T013-GN220



BLUE HAMMER
T013-BL468



BRONZE HAMMER
T012-BR161

Texture:



WHITE TEXTURE
C031-WH120



FLINT GRAY
TEXTURE
T243-GR522



BLACK TEXTURE
C241-BK109



RED TEXTURE
T241-RD129



BLUE TEXTURE
C241-BL544




OIL RUBBED
BRONZE TEXTURE
T291-BR251


Vein:



BLACK/WHITE
VEIN
T075-WH34



SILVER VEIN
T375-BK26



COPPER VEIN
EXTERIOR
T075-BK211



GOLD VEIN
T375-BK10



COPPER VEIN
T375-BK07

