

# FMLB SERIES Residential Lighting

FMLB-R7-MCT5-SEN

BUILDER SERIES FLUSH MOUNT FIXTURES WITH SENSOR



**MCT5** Multi Color Temperature (Selectable)

Customer Name: \_\_\_\_\_

Project Name: \_\_\_\_\_

Note: \_\_\_\_\_

Type: \_\_\_\_\_



5.31" x .51"

Flush Mount lighting can use in most rooms of the house, especially those where you want ambient, general light. It's especially useful for hallways, kitchens, family rooms, bathrooms, closets, and bedrooms. Also Ideal for closets, storage areas, attics, corridors, or general lighting solutions for residential and commercial applications.

## Features

- Unique DOB (Driver On Board) LED Board Enclosed in Clear PC Cover for Better Performance
- Multi CCT (Selectable Switch on LED Board Under the Lens)
- Die-cast Aluminum. Powder-Coated
- 5-Year Warranty

## Technical Specifications

### Electrical:

- Voltage: 120V AC
- Power Factor: >0.90
- Wattage: 12W
- Efficacy: 75 LPW

### Mechanical:

- White Finish
- Stainless Steel Test Button with Integrated Indicator Light
- Die-cast Aluminum. Powder-Coated
- Maximum Ambient Temperature: 32°F to 104°F
- 5-Year Warranty
- Wet Location

### Sensor Setting:

- Max. Detection: 13FT
- Hold Time: 5S, 30S, 1Min, 3Min.
- Daylight Settings: 10Lux, 20Lux, 30Lux, 40Lux
- DIP switch is available on the back of the fixture

### Lighting:

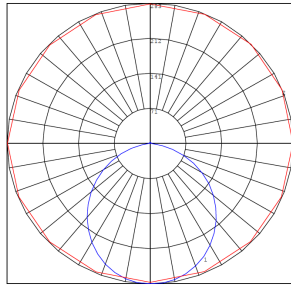
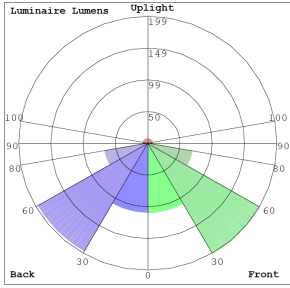
- Multi CCT (Selectable Switch on Driver)
- Dimming: TRIAC Dimming (Using Standard TRIAC LED Dimmers)
- Total Lumens: 900LM
- Color Temperatures: 2700/3000/3500/4000/5000K
- Color Rendering Index: CRI ≥ 90
- Beam angle: 120°
- Rated life: 50,000 hrs

### Applications:

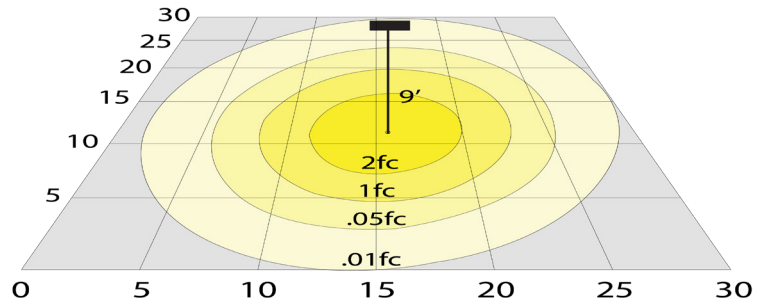
- Flush Mount lighting can use in most rooms of the house, especially those where you want ambient, general light. It's especially useful for hallways, kitchens, family rooms, bathrooms, closets, and bedrooms. Also Ideal for closets, storage areas, attics, corridors, or general lighting solutions for residential and commercial applications



## Photometrics: FMLB-R7-MCT5-SEN



BUG Rating: B0-U1-G0




Simulation Based on 4000K Area 30'x 30' Mounting Height: 9'

## Other Views:



Front View



Back View

## Performance Table: FMLB-R7-MCT5-SEN

MODEL NO.	Wattage	Voltage	Lumens	Color Temp.	BUG Rating	LPW
FMLB-R7-MCT5-SEN	12W	120V	900LM	2700K 3000K 3500K 4000K 5000K	B0-U1-G0	75

## Sample Ordering

Model Size Color Temp. Color Temp.

FMLB - R7 - MCT5 - SEN

## Accessory Options

FMLB-R7-TRM-BN = FMLB-R7 Color Trim - Brushed Nickel  
 FMLB-R7-TRM-BK = FMLB-R7 Color Trim - Black  
 FMLB-R7-TRM-ALAB-BK = FMLB-R7 Real Alabaster Lens With Trim - Black  
 FMLB-R7-TRM-ALAB-GD = FMLB-R7 Real Alabaster Lens With Trim - Gold  
 FMLB-R7-TRM-ALAB-BN = FMLB-R7 Real Alabaster Lens With Trim - Brushed Nickel  
 FMLB-SEN-RC= Remote Control For FMLB Sensor Series

## ACCESSORIES



FMLB-R7-TRM-BN



FMLB-R7-TRM-BK



FMLB-R7-TRM-ALAB-BK



FMLB-R7-TRM-ALAB-GD



FMLB-R7-TRM-ALAB-BN

