

FMLB SERIES Residential Lighting

FMLB-R12-MCT5-SEN

BUILDER SERIES FLUSH MOUNT FIXTURES WITH SENSOR


MCT5 Multi Color Temperature (Selectable)

Customer Name: _____

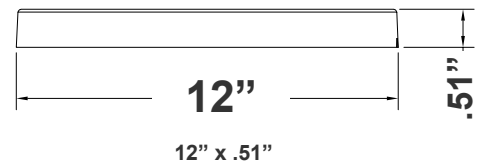
Project Name: _____

Note: _____

Type: _____



Flush Mount lighting can use in most rooms of the house, especially those where you want ambient, general light. It's especially useful for hallways, kitchens, family rooms, bathrooms, closets, and bedrooms. Also Ideal for closets, storage areas, attics, corridors, or general lighting solutions for residential and commercial applications.



Features

- Unique DOB (Driver On Board) LED Board Enclosed in Clear PC Cover for Better Performance
- Multi CCT (Selectable Switch on LED Board Under the Lens)
- Die-cast Aluminum. Powder-Coated
- 5-Year Warranty

Technical Specifications

Electrical:

- Voltage: 120V AC
- Power Factor: >0.90
- Wattage: 24W
- Efficacy: 83LPW

Mechanical:

- White Finish
- Stainless Steel Test Button with Integrated Indicator Light
- Die-cast Aluminum. Powder-Coated
- Maximum Ambient Temperature: 32°F to 104°F
- 5-Year Warranty

Sensor Setting:

- Max. Detection: 13FT
- Hold Time: 5S, 30S, 1Min, 3Min.
- Daylight Settings: 10Lux, 20Lux, 30Lux, 40Lux
- DIP switch is available on the back of the fixture

Lighting:

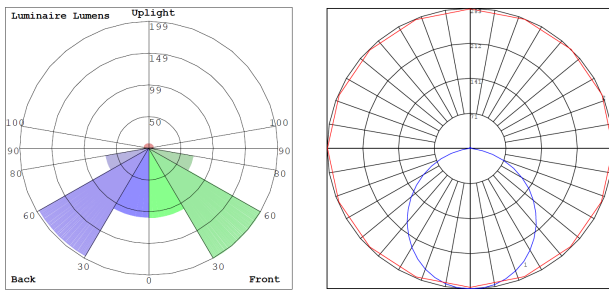
- Multi CCT (Selectable Switch on Driver)
- Dimming: TRIAC Dimming (Using Standard TRIAC LED Dimmers)
- Total Lumens: 2000LM
- Color Temperatures: 2700/3000/3500/4000/5000K
- Color Rendering Index: CRI ≥ 90
- Beam angle: 120°
- Rated life: 50,000 hrs

Applications:

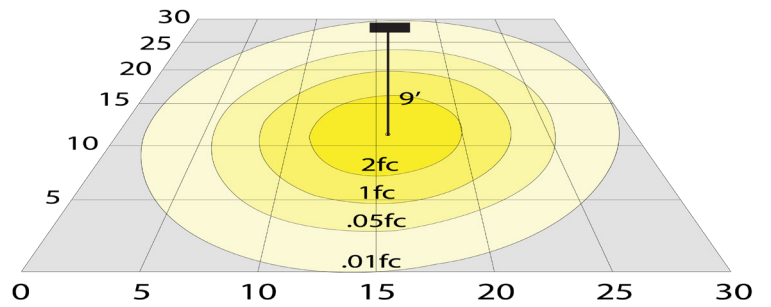
- Flush Mount lighting can use in most rooms of the house, especially those where you want ambient, general light. It's especially useful for hallways, kitchens, family rooms, bathrooms, closets, and bedrooms. Also Ideal for closets, storage areas, attics, corridors, or general lighting solutions for residential and commercial applications



Photometrics: FMLB-R12-MCT5



BUG Rating: B0-U1-G0




Simulation Based on 4000K Area 30'x 30' Mounting Height: 9'

Other Views:



Front View



Back View

Performance Table: FMLB-R12-MCT5

MODEL NO.	Wattage	Voltage	Lumens	Color Temp.	BUG Rating	LPW
FMLB-R12-MCT5-SEN	24W	120V	2000LM	2700K 3000K 3500K 4000K 5000K	B0-U1-G0	83

Sample Ordering

Model	Size	Color Temp.	Sensor
FMLB	R12	MCT5	SEN

Accessory Options

FMLB-R12-TRM-BN = FMLB-R12 Color Trim - Brushed Nickel
 FMLB-R12-TRM-BK = FMLB-R12 Color Trim - Black
 FMLB-R12-TRM-ALAB-BK = FMLB-R12 Real Alabaster Lens With Trim - Black
 FMLB-R12-TRM-ALAB-GD = FMLB-R12 Real Alabaster Lens With Trim - Gold
 FMLB-R12-TRM-ALAB-BN = FMLB-R12 Real Alabaster Lens With Trim - Brushed Nickel
 FMLB-SEN-RC = Remote Control For FMLB Sensor Series

ACCESSORIES



FMLB-R12-TRM-BN



FMLB-R12-TRM-BK



FMLB-R12-TRM-ALAB-BK



FMLB-R12-TRM-ALAB-GD



FMLB-R12-TRM-ALAB-BN

