

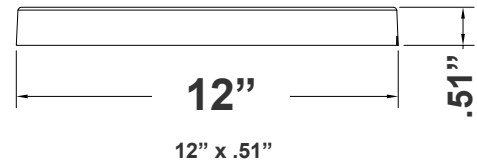

# FMLB SERIES Residential Lighting

FMLB-R12-MCT5  
BUILDER SERIES FLUSH MOUNT FIXTURES  
**MCT5** Multi Color Temperature (Selectable)

Customer Name: \_\_\_\_\_

Project Name: \_\_\_\_\_

Note: \_\_\_\_\_ | Type: \_\_\_\_\_



Flush Mount lighting can use in most rooms of the house, especially those where you want ambient, general light. It's especially useful for hallways, kitchens, family rooms, bathrooms, closets, and bedrooms. Also Ideal for closets, storage areas, attics, corridors, or general lighting solutions for residential and commercial applications.

## Features

- Unique DOB (Driver On Board) LED Board Enclosed in Clear PC Cover for Better Performance
- Multi CCT (Selectable Switch on LED Board Under the Lens)
- Die-cast Aluminum. Powder-Coated
- 5-Year Warranty

## Technical Specifications

### Electrical:

- Voltage: 120V AC
- Power Factor: >0.90
- Wattage: 24W
- Efficacy: 83LPW

### Mechanical:

- White Finish
- Stainless Steel Test Button with Integrated Indicator Light
- Die-cast Aluminum. Powder-Coated
- Maximum Ambient Temperature: 32°F to 104°F
- 5-Year Warranty

### Lighting:

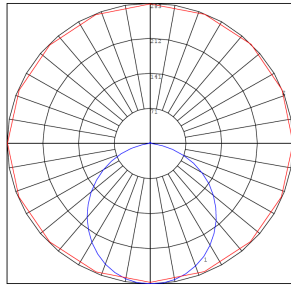
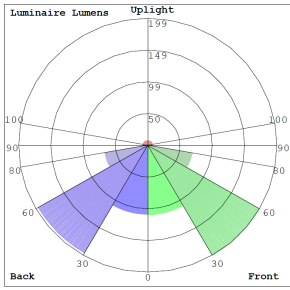
- Multi CCT (Selectable Switch on Driver)
- Dimming: TRIAC Dimming (Using Standard TRIAC LED Dimmers)
- Total Lumens: 2000LM
- Color Temperatures: 2700/3000/3500/4000/5000K
- Color Rendering Index: CRI ≥ 90
- Beam angle: 120°
- Rated life: 50,000 hrs

### Applications:

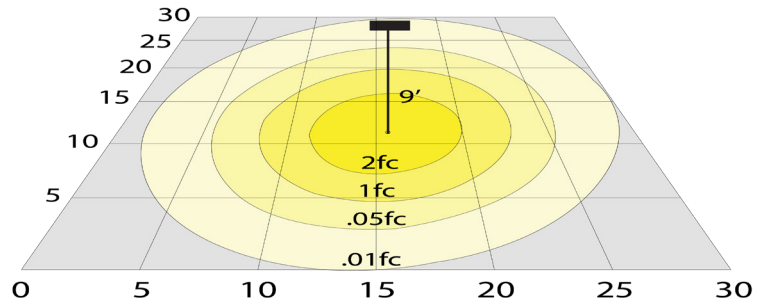
- Flush Mount lighting can use in most rooms of the house, especially those where you want ambient, general light. It's especially useful for hallways, kitchens, family rooms, bathrooms, closets, and bedrooms. Also Ideal for closets, storage areas, attics, corridors, or general lighting solutions for residential and commercial applications



**Photometrics:** FMLB-R12-MCT5



BUG Rating: B0-U1-G0




Simulation Based on 4000K Area 30'x 30' Mounting Height: 9'

**Other Views:**



Side View



Back View

**Performance Table:** FMLB-R12-MCT5

MODEL NO.	Wattage	Voltage	Lumens	Color Temp.	BUG Rating	LPW
FMLB-R12-MCT5	24W	120V	2000LM	2700K 3000K 3500K 4000K 5000K	B0-U1-G0	83

**Sample Ordering**

Model    Size    Color Temp.  
FMLB - R12 - MCT5

**Accessory Options**

- FMLB-R12-TRM-BN = FMLB-R12 Color Trim - Brushed Nickel
- FMLB-R12-TRM-BK = FMLB-R12 Color Trim - Black
- FMLB-R12-TRM-ALAB-BK = FMLB-R12 Real Alabaster Lens With Trim - Black
- FMLB-R12-TRM-ALAB-GD = FMLB-R12 Real Alabaster Lens With Trim - Gold
- FMLB-R12-TRM-ALAB-BN = FMLB-R12 Real Alabaster Lens With Trim - Brushed Nickel

**ACCESSORIES**



FMLB-R12-TRM-



FMLB-R12-TRM-BK



FMLB-R12-TRM-ALAB-BK



FMLB-R12-TRM-ALAB-GD



FMLB-R12-TRM-ALAB-Bn

