

# FMHR SERIES Residential Lighting

FMHR-23-MCT5-WH  
FMHR-23-MCT5-BK  
ROUND FLUSH MOUNT FIXTURES - 120V  
**MCT5** Multi Color Temperature (Selectable)

**WESTGATE**  
THE FUTURE IS HERE...AND IT'S QUITE BRIGHT!

Customer Name: \_\_\_\_\_

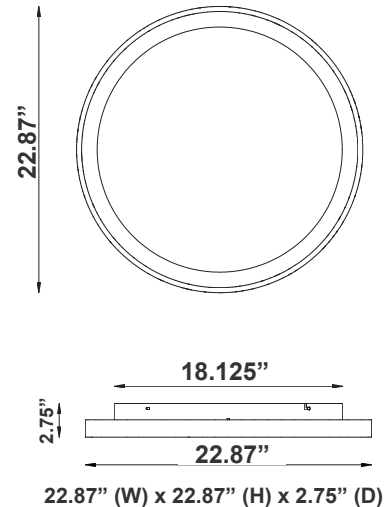
Project Name: \_\_\_\_\_

Note: \_\_\_\_\_

Type: \_\_\_\_\_



The LED Flush Mount Surface Fixture is a low profile downlight intended for ceiling or wall mount applications. Driver on Board (DOB) technology, with no driver or transformer needed. These flush mount ceiling lights mount directly to a 4" deep dish junction box ideal for Residential and commercial applications.



## Features

- Construction: Spun Aluminum + Steel (White Finish)
- Optics: White Translucent Acrylic Lens
- 5-Year Warranty
- 50,000 Hours Rated Life
- MCT: Multi Color Temperature (Selectable with Switch Inside Fixture)

## Technical Specifications

### Electrical:

- Voltage: 120V AC 60Hz
- Wattage: 30W
- Power Factor: >0.9
- Efficacy: 70 LPW

### Mechanical:

- Optics: White Translucent Acrylic Lens
- Construction: Spun aluminum Steel (White Finish)
- Operating Temp: -4°F to +104°F
- Suitable for Damp Locations When Gasket is Used
- IP Rating: IP20, Indoor Use Only

### Lighting:

- Dimmable Down to 10% Using a Standard TRIAC LED Dimmer
- Total Lumens: 2100LM
- Color Temperatures: 2700K/3000K/3500K/4000K/5000K
- Multi-CCT (selectable with switch is on the LED Board Under the Lens)
- Color Rendering Index: CRI ≥ 80

### Applications:

- The LED Flush Mount Surface Fixture is a low profile down light intended for ceiling or wall mount applications. Driver on Board (DOB) technology, with no driver or transformer needed. These flush mount ceiling lights mount directly to a 4" deep dish junction box ideal for Residential and commercial applications

### Other Models:

- 30W | 2100LM | FMHR-19-MCT5-BK

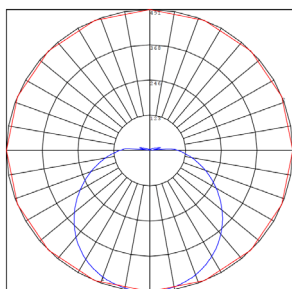
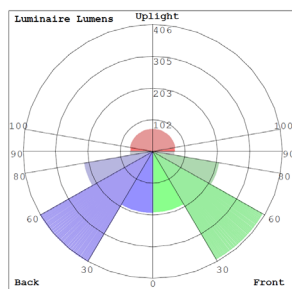


Phone: (877) 805-2252 | Fax: (877) 805-2252  
www.westgatetmfg.com |

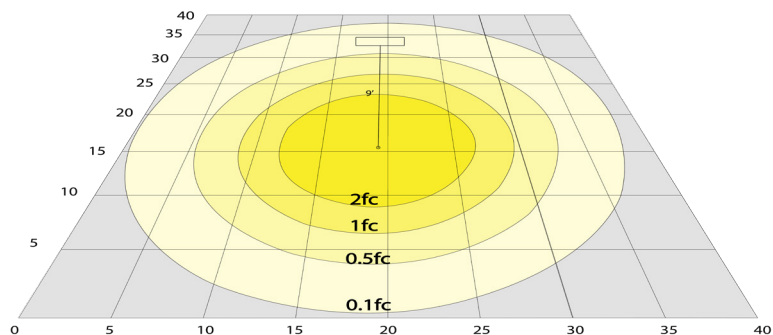


WG-ZA-Y9-22

## Photometrics: FMHR-23-MCT5



BUG Rating: B1-U3-G1



Area 40' x 40' Mounting Height: 9'

## Other Views:

White:



Front View



Night View

Black:



Front View



Night View

## Performance Table: FMHR-23-MCT5

MODEL NO.	Wattage	Voltage	Lumens	Color Temp.	BUG Rating	LPW
FMHR-23-MCT5-WH FMHR-23-MCT5-BK	30W	120V	2100LM	2700K 3000K 3500K 4000K 5000K	B1-U3-G1	70

## Sample Ordering

Model Size Color Temp. Housing

FMHR - 23 - MCT5 -

WH = White  
BK = Black

