

# FEL SERIES Commercial Lighting

FEL-1X2-MCT5

**MCT5** Multi Color Temperature (Selectable)

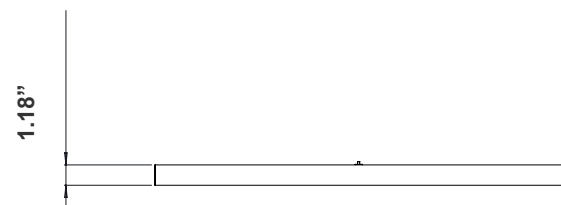
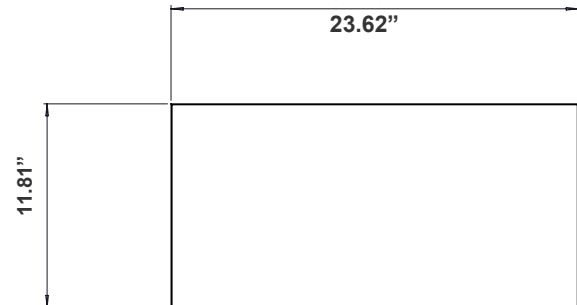
**WESTGATE**  
THE FUTURE IS HERE...AND IT'S QUITE BRIGHT!

Customer Name: \_\_\_\_\_

Project Name: \_\_\_\_\_

Note: \_\_\_\_\_

Type: \_\_\_\_\_



23.62"(W) x 11.81"(H) x 1.18"(D)

The clean and elegant design of 1X4FT LED flat panel light provides a modern alternative to traditional 1x4FT fluorescent troffer, reaching up to 100lm/w. The unique internal driver and only 1.09" thickness allow you the ability to install the LED light just about anywhere, especially for the small and confined space, including recessed, suspended, surface mounted installations methods.

## Features

- 5-Year Warranty
- White Finish
- 50,000 Hours Rated Life
- Lens: Polycarbonate
- Multi Color Temperature (Selectable Switch On Back Of Fixture)

## Technical Specifications

### Electrical:

- Voltage: 120-277V AC 50/60Hz
- Wattage: 30W
- Power Factor: >0.97
- Efficacy: 70LPW
- THD: <20%

### Mechanical:

- White Finish
- Cold-Rolled Steel, 2.6" thickness
- Earthquake Hooks Built into the Housing
- Operating Temperature: -13°F ~ 104°F
- 5-Year Warranty

### Lighting:

- Multi Color Temperature (selectable switch on back of fixture)
- Dimming: TRIAC Dimming (Using Standard TRIAC LED Dimmers)
- Total Lumens: 2100LM
- Color Temperatures: 2700K/3000K/3500k/4000K/5000K
- Color Rendering Index: CRI ≥ 80
- Lifespan: 50,000 hrs

### Applications:

- This LED Center Basket Troffer Light is ideal for Hotels, Offices, Retail Outlets, Restaurants, Storage

### Other Models:

- 60W | 4200LM | FEL-1X2-MCT5

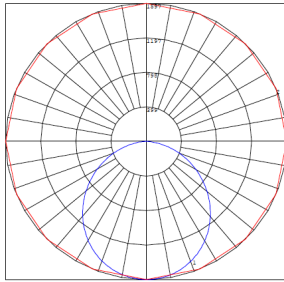
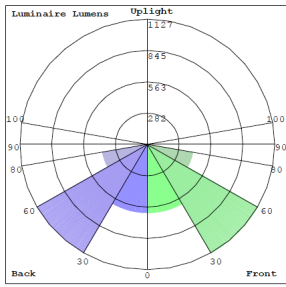


Phone: (877) 805-2252 | Fax: (877) 805-2252  
www.westgatemfg.com |

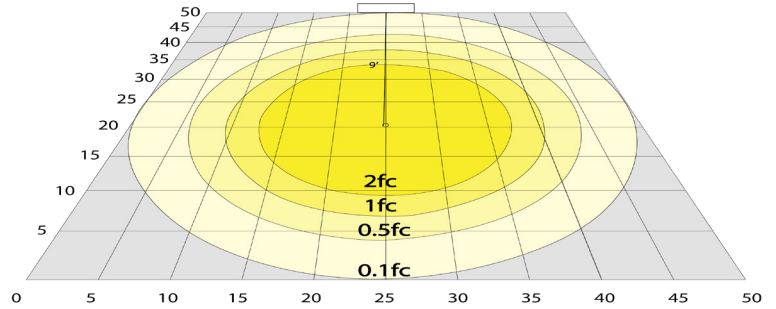


WG-02162022

## Photometrics: FEL-1X2-MCT5



BUG Rating: B2-U1-G1



40W 5000K, Area 50'x 50' Mounting Height: 9'

## Other Views:



Side View



Front View



Bottom View

## Performance Table: FEL-1X2-MCT5

MODEL NO.	Wattage	Voltage	Lumens	Color Temp.	BUG Rating	LPW
FEL-1X2-MCT5	30W	120~277V	2100LM	2700K 3000K 3500K 4000K 5000K	B2-U1-G1	70

## Sample Ordering

**Model Size Watt/Color Temp.**

FEL - 1X2 - MCTP

## Factory-Installed Options:

Blank = No Option For Accessories  
 OPT-EM-AC2EXT = EMERGENCY EXTERNAL BACKUP BATTERY  
 OPT-FWH-63= 6FT 3-WIRE WHIP  
 OPT-FWH-65= 6FT 5-WIRE WHIP  
 OPT-FWH-66= 6FT 6-WIRE WHIP

## FACTORY-INSTALLED OPTIONS:



OPT-EM-AC2EXT



OPT-FWH-63  
 OPT-FWH-65  
 OPT-FWH-66

