

EL SERIES

Exit & Emergency Lighting

WESTGATE
THE FUTURE IS HERE...AND IT'S QUITE BRIGHT!

EL-HO



Selection:



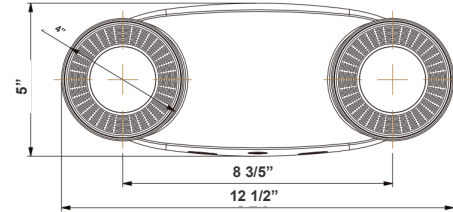
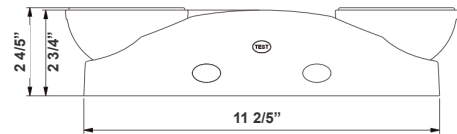
Emergency lighting is designed to provide sufficient illumination in the event of a mains power failure. Modern emergency lighting is installed in virtually every commercial and high occupancy residential building. Most building codes require that they be installed in older buildings as well.

Customer Name: _____

Project Name: _____

Note: _____

Type: _____



5"(H) x 12 1/2"(W) x 2 4/5"(D)

Features

- Innovative, Easy Installation in Minutes
- Injection-Molded Thermoplastic ABS Housing, UL 94V-0 Flame Rating.
- 3-Year Warranty
- 2x3pcs Super bright LED lamp heads for emergency mode

Technical Specifications

Electrical:

- Voltage: 120-277V / 50-60Hz
- Power Factor: >0.90
- Wattage: 3W Per Head
- Efficacy: 217 LPW

Mechanical:

- Mounting: wall mounting with KO's in Back Plate
- Universal J-box Mounting Pattern
- Maximum 24 hours for Full Recharge Time
- Test Switch and Charge Indicator
- Operating temperature: 68-122°F
- Rated life: 90-minute rated
- White Finish
- IP 20, Indoor Use only

Lighting:

- Two fully adjustable 3-watt LED lamp heads for safe egress
- Improved Beam Control for Increased Spacing and Illumination
- Total Lumens: 650LM
- Color Temperatures: 4200K
- Built-in 6V 4Ah Lead Acid battery for minimum 90 minutes Emergency Operation

Applications:

- Emergency lighting is designed to provide sufficient illumination in the event of a mains power failure. Modern emergency lighting is installed in virtually every commercial and high occupancy residential building. Most building codes require that they be installed in older buildings as well.

Other Models:

- 1.1W | 245LM | EL-M1
- 6W | 454LM | EL-WP

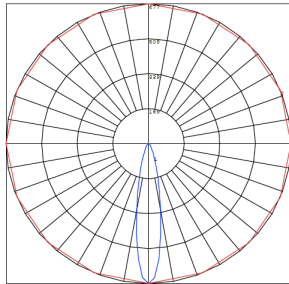
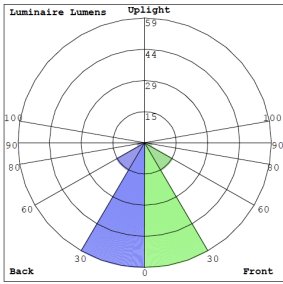


Phone: (877) 805-2252 | Fax: (877) 805-2252
www.westgatemfg.com |

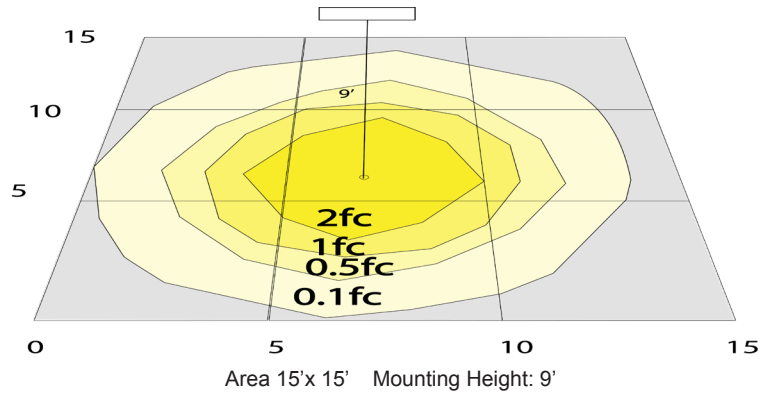


WG-02212022

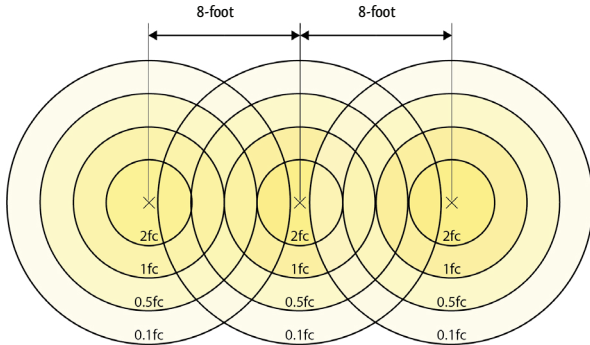
Photometrics: EL-HO



BUG Rating: B0-U1-G0



Maximum Required Spacing:



Mounting Height: 9'

The emergency lighting system must be arranged to provide initial illumination of at least 1 ft-candle average and a 0.1 ft-candle minimum at any point measured along the path of egress at floor level

Maximum required distance between each EL-HO emergency lights is 8 foot if they are mounted at 9 foot high.

The required spacing varies depending on the mounting height

Other Views:



Side View



Front View



Back View

Performance Table: EL-HO

MODEL NO.	Wattage	Voltage	Lumens	Color Temp.	BUG Rating	LPW
EL-HO	3W Per Head	120/277V	650LM	4200K	B0-U1-G0	217

Sample Ordering

Model

EL-HO

Other Models:



EL-M1
LED Mini Emergency Light



EL-WP
Wet Location Emergency Light

