

EL-2A

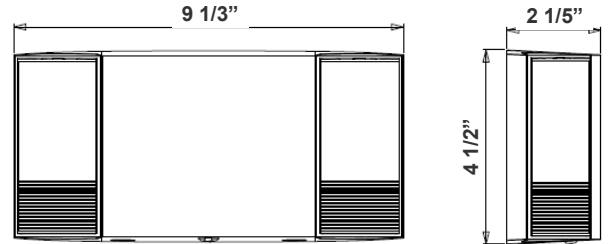


Customer Name: _____

Project Name: _____

Note: _____ Type: _____

Selection:



Emergency lighting is designed to provide sufficient illumination in the event of a mains power failure. Modern emergency lighting is installed in virtually every commercial and high occupancy residential building. Most building codes require that they be installed in older buildings as well.

4 1/2"(H) x 9 1/3"(W) x 2 1/5"(D)

Features

- Innovative, Easy Installation in Minutes
- Injection-Molded Thermoplastic ABS Housing, UL 94V-0 Flame Rating.
- 3-Year Warranty

Technical Specifications

Electrical:

- Voltage: 120V-277VAC Dual voltage
- Power Factor: >0.90
- Wattage: 4.5 W per head
- Efficacy: 53 LPW

Mechanical:

- Mounting: wall mounting with KO's in Back Plate
- The head provides approximately 90° of vertical tilt (from straight out to straight down)
- The head provides approximately 350° horizontal rotation around the mounting axis
- Universal J-box Mounting Pattern
- Maximum 24 hours for Full Recharge Time
- Test Switch and Charge Indicator
- Operating temperature: 32°F to 104°F
- Rated life: 90-minute rated
- White Finish

Lighting:

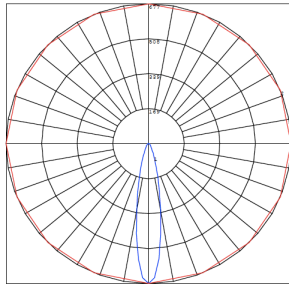
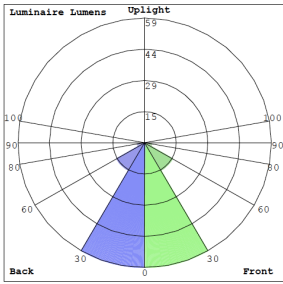
- Two fully adjustable 4.5-watt LED lamp heads for safe egress
- Improved Beam Control for Increased Spacing and Illumination
- Total Lumens: 240LM
- Color Temperatures: 6000K±500K
- Built-in 3.6V 1000mAh Nickel Cadmium Battery for Minimum 90 Minutes Emergency Operation

Applications:

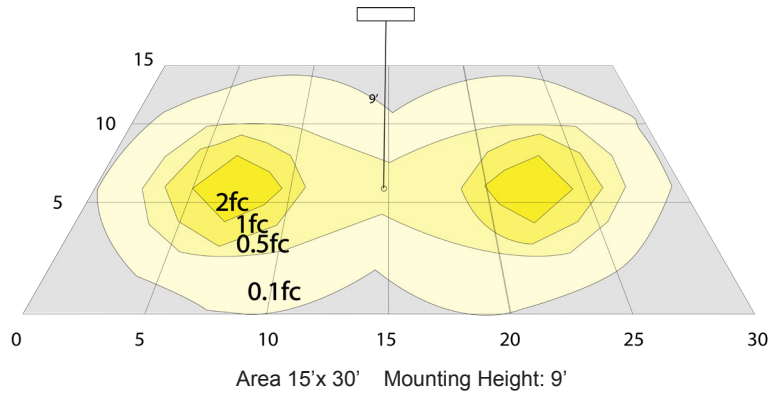
- Emergency lighting is designed to provide sufficient illumination in the event of a mains power failure. Modern emergency lighting is installed in virtually every commercial and high occupancy residential building. Most building codes require that they be installed in older buildings as well.



Photometrics: EL-2A



BUG Rating: B0-U1-G0



Other Views:



Side View



Front View

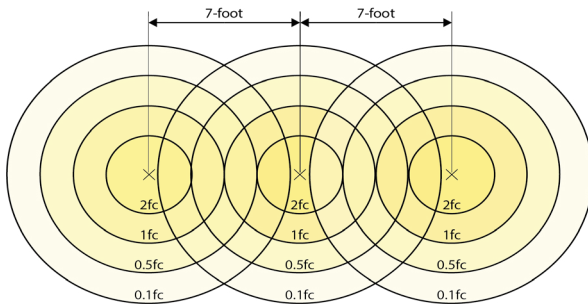


Top View

Performance Table: EL-2A

MODEL NO.	Wattage	Voltage	Lumens	Color Temp.	BUG Rating	LPW
EL-2A	4.5 W Per Head	120/277V	240LM	6000K	B0-U1-G0	53

Maximum Required Spacing:



Mounting Height: 9'

The emergency lighting system must be arranged to provide initial illumination of at least 1 ft-candle average and a 0.1 ft-candle minimum at any point measured along the path of egress at floor level

Maximum required distance between each EL-2A emergency lights is 7 foot if they are mounted at 9 foot high.

The required spacing varies depending on the mounting height

Sample Ordering

Model

EL - 2A

Other Models:



EL-2-B
1W per Head

