

# DLW SERIES Outdoor Lighting

LED SMALL NON-CUTOFF WALL PACK WITH PHOTOCELL  
DLW-15W-MCT-BR



LED Non-Cutoff Wall Pack with Photocell is ideal for general site lighting, loading docks, doorway, pathway and parking areas.

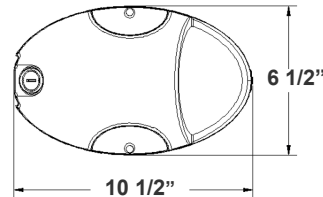
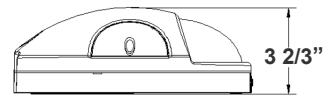
**WESTGATE**  
THE FUTURE IS HERE...AND IT'S QUITE BRIGHT!

Customer Name: \_\_\_\_\_

Project Name: \_\_\_\_\_

Note: \_\_\_\_\_

Type: \_\_\_\_\_



6 1/2"(H) x 10 1/2"(W) x 3 2/3"(D)

## Features

- Back plate: Die-cast aluminum
- Multi-CCT (The switch is inside the fixture)
- Polycarbonate Housing & Lens
- 7-Year Warranty

## Technical Specifications

### Electrical:

- Voltage: 120-277V AC 50/ 60Hz
- Wattage: 15W
- Power Factor: >0.90
- Total Harmonic Distortion: ≤20 %
- Efficacy: 120LPW
- Includes Pre-wired Photo Electric Control (Dusk to Dawn)

### Mechanical:

- Back plate: Die-cast aluminum
- Polycarbonate Housing & Lens
- Operating Temperature: 31°F to 113°F
- 7-Year Warranty
- IP65, Suitable for Wet Location

### Lighting:

- Multi-CCT (The switch is inside the fixture)
- Dimming: 0-10V Dimming
- LED Type/Brand: 2835LUMILEDS
- Front: Polycarbonate Lens and Housing
- Total Lumens: 1800LM
- Color Temperatures: 3500K/4000K/5000K
- Color Rendering Index: CRI ≥ 80
- Beam Angle: 100°
- Rated life: 70,000 Hrs

### Applications:

- Entrance lighting, courtyard lighting
- Industrial lighting, Outdoor landscape lighting
- Building, The hotel
- Wall lighting area and so on

### Other Models:

- 15W | 1800LM | DLW-15W-MCT-WH
- 15W | 1800LM | DLW-15W-MCT-BK

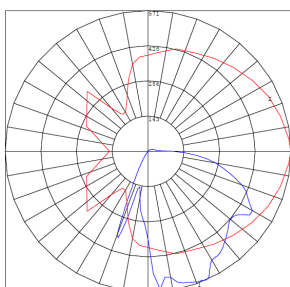
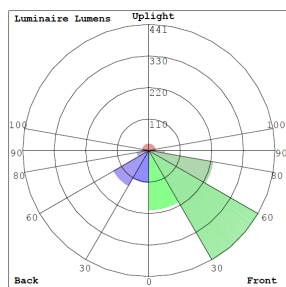


Phone: (877) 805-2252 | Fax: (877) 805-2252  
www.westgatemfg.com

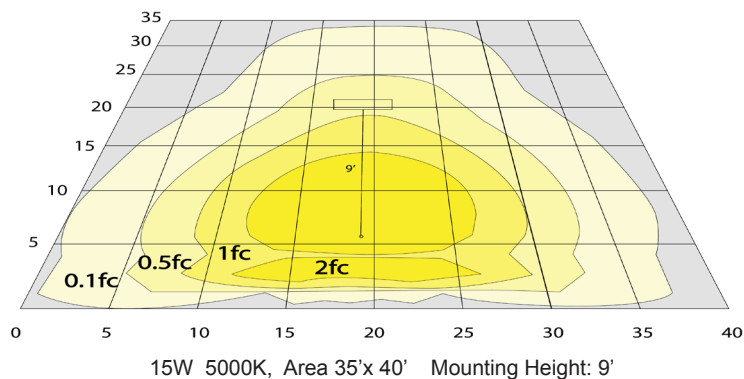


WG-020222

## Photometrics: DLW-15W-MCT-BR



BUD Rating: B1-U2-G1



## Other Views:



Side View



Front View



Back View

## Performance Table: DLW-15W-MCT-BR

| MODEL NO.      | Wattage | Voltage  | Lumens | Color Temp.             | BUG Rating | LPW |
|----------------|---------|----------|--------|-------------------------|------------|-----|
| DLW-15W-MCT-BR | 15W     | 120-277V | 1800LM | 3500K<br>4000K<br>5000K | B1-U2-G1   | 120 |

## Sample Ordering

| Model | Wattage | Color Temp. | Housing |
|-------|---------|-------------|---------|
| DLW   | 15W     | MCT         | BR      |

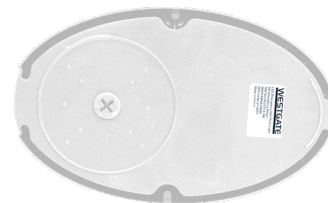
## Other Models: DLW-15W-MCT-WH



Side View



Front View



Back View

**WESTGATE**

