

DLS SERIES Residential Lighting

DLS6-MCT



Selection:

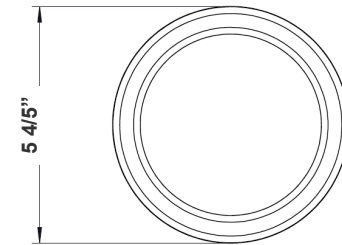


Customer Name: _____

Project Name: _____

Note: _____

Type: _____



5 4/5" x 1 1/4"

Disk lights have been designed to be a flexible lighting solution for retrofit and new construction applications, Ideal for closets, storage areas, attics, corridors, or general lighting solutions for residential and commercial applications.

Features

- Die-cast Aluminum. Powder-Coated
- Unique DOB (Driver On Board) LED Board Enclosed in Clear PC Cover for Better Wet Location Performance
- Closed Cell Neoprene Foam Gasket
- Multi CCT (Selectable Switch on LED Board Under the Lens)

Technical Specifications

Electrical:

- Voltage: 120V AC
- Power Factor: >0.90
- Wattage: 15W
- Efficacy: 67 LPW

Mechanical:

- White Finish
- Die-cast Aluminum. Powder-Coated
- Gasket: Closed Cell Neoprene Foam Gasket
- Fits on 4"Octagonal (4O) or 3"Octagonal (3O) Electrical Boxes
- Recessed Mounting Kit Included for Recessed/Retrofit Installation
- Maximum Ambient Temperature: 104°F
- Rated life: 50,000 hrs

Lighting:

- Lens: White Translucent Acrylic
- LED: Unique DOB (Driver On Board) LED Board Enclosed in Clear PC Cover for Better Wet Location Performance
- Dimming: TRIAC Dimming (Using Standard TRIAC LED Dimmers)
- Total Lumens: 1000LM
- Color Temperatures: 3000K/ 4000K/ 5000K
- Multi CCT (Selectable Switch on LED Board Under the Lens)
- Color Rendering Index: CRI ≥ 90
- 5-Year Warranty

Applications:

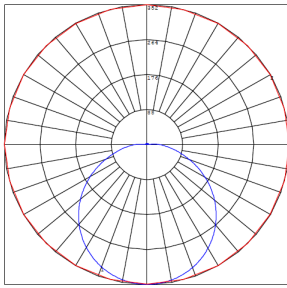
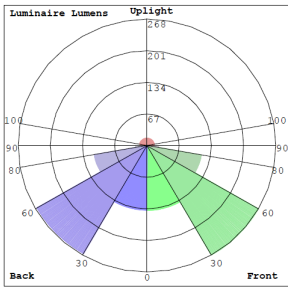
- Disk lights have been designed to be a flexible lighting solution for retrofit and new construction applications, Ideal for closets, storage areas, attics, corridors, or general lighting solutions for residential and commercial applications

Other Models:

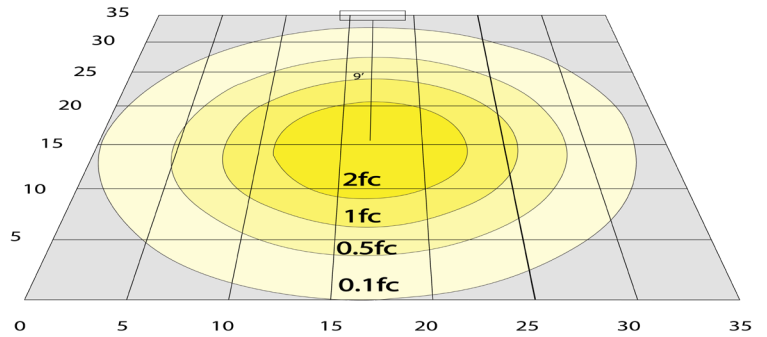
- 9W | 540LM | DLS4-MCT
- 20W | 1200LM | DLS8-MCT
- 25W | 1500LM | DLS10-MCT
- 30W | 1800LM | DLS12-MCT



Photometrics: DLS6-MCT



BUG Rating: B1-U2-G1




Simulation Based on 4000K Area 35'x 35' Mounting Height: 9'

Other Views:



Side View



Front View



Back View

Performance Table: DLS6-MCT

MODEL NO.	Wattage	Voltage	Lumens	Color Temp.	BUG Rating	LPW
DLS6-MCT	15W	120V	1000LM	3000K/ 4000K/ 5000K	B1-U2-G1	67

Sample Ordering

Model Color Temp.

DLS6 - MCT

Factory-Installed Options:

Blank = No Option For Accessories
OPT-EM-DLS6 = MOUNT IN EXTENDED BASE

Example:

- DLS6-MCT (FOR DSL6 15W FIXTURE 120V)
- DLS6-MCT (FOR DSL6 15W FIXTURE 120V)
OPT-EM-DLS6 (MOUNT IN EXTENDED BASE)

MOUNTING KIT and OPTION:



Recessed Mounting Kit included



OPT-EM-DLS6
7-1/4" x 1-1/2"

Other Model:



DLS6-MCT-PIR
with PIR Motion Sensor



DLS6-MCT-277V
277V Disk Light

