

CXU SERIES

OUTDOOR LIGHTING

WESTGATE
THE FUTURE IS HERE...AND IT'S QUITE BRIGHT!

CXU-18-60W-MCTP-SR

X-GEN GARAGE LIGHT WITH UPLIGHT, POWER AND CCT ADJUSTABLE, SENSOR READY

MCTP Multi Color Temperature & Multi Power/Wattage (Selectable)



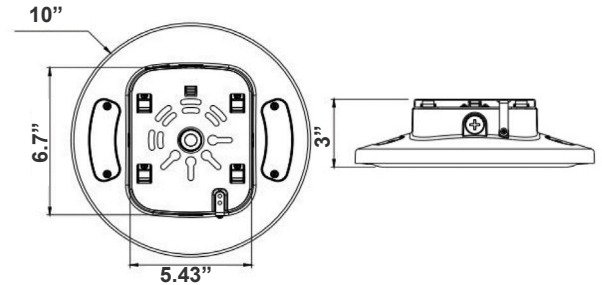
Ideal for indoor parking lots, commercial buildings, schools, warehouse, retail centers, apartment, complexes.

Customer Name: _____

Project Name: _____

Note: _____

Type: _____



10"(D) x 3"(H)

Features

- Twist-Lock Zhaga Socket Pre-Installed. See Motion Sensor Accessories
- Factory- Installed Options: Motion Sensor
- 7-year warranty

Technical Specifications

Electrical:

- Input Wattage: 18W/30W/45W/60W
- Input Current: 0.6A MAX
- Input Voltage: 120-277VAC 50/60Hz
- Power Factor: >0.90
- LPW: 165

Mechanical:

- Die-cast Aluminum
- 3/4" Threaded Hub Located On Top For Stem Mounting
- Integrated Uplight, UP: 10% DOWN: 90%
- Twist-Lock Zhaga Socket Pre-Installed. See Motion Sensor Accessories
- Prismatic Polycarbonate Lens
- Operating Temperature: -40°F ~ 131°F
- IP Rating: IP65, Wet Locations
- 7-Year Warranty

Lighting:

- Dimming: 0~10V Dimmable
- Total Lumens: 9900LM Max.
- Color Temperature: 3000K/4000K/ 5000K
- Color Rendering Index: >80
- Beam Angle: 150°
- Lifespan: 70000 Hrs

Applications:

- Indoor Parking
- Commercial Buildings
- School
- Warehouses
- Complexes
- Apartment
- Garage

Other Models:

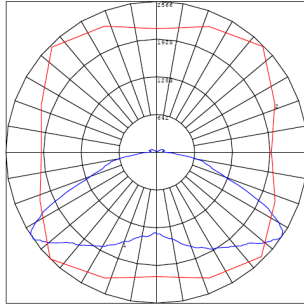
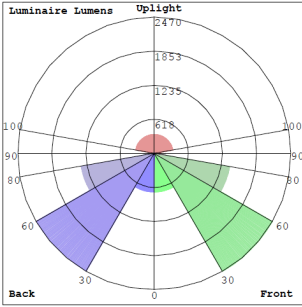
- 100W | 16500LM | CXU-30-100W-MCTP-SR



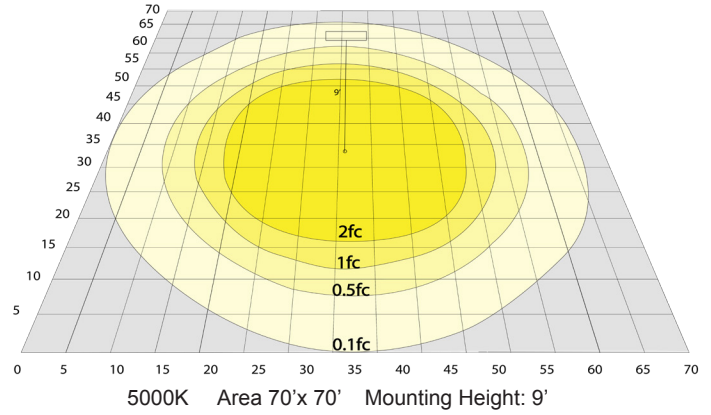
Phone: (877) 805-2252 | Fax: (877) 805-2252
www.westgatemfg.com



Photometrics: CXU-18-60W-MCTP-SR



BUD Rating: B3-U3-G2



5000K Area 70'x 70' Mounting Height: 9'

Other Views:



Side View



Front View



Back View

Performance Table: CXU-18-60W-MCTP-SR

MODEL NO.	Wattage	Voltage	Lumens	Color Temp.	BUG Rating	LPW
CXU-18-60W-MCTP-SR	18W	120~277V	2970LM	3000K 4000K 5000K	B3-U3-G2	165
	30W		4950LM			
	45W		7425LM			
	60W		9900LM			

Sample Ordering

Model	Wattage	Color Temp.	Sensor
CXU	18-60W	MCTP	SR

Accessories

Blank = No Option For Factory-Installead
 WEC-3PR-72-TLB-WH = SENSOR-READY PLUG & PLAY FOR CXER ONLY
 WEC-3PR-72-MR-BK = SENSOR-READY PLUG & PLAY FOR CXER ONLY
 WEC-3PR-72-MBT-BK = SENSOR-READY PLUG & PLAY FOR CXER ONLY
 WEC-3RC= REMOTE CONTROL FOR THE MOTION SENSOR

Factory Installed Options

Blank = No Option For Factory-Installead
 OPT-SEN-2MD-35 = PROGRAMMABLE MICROWAVE BI-LEVEL SENSOR
 OPT-CLR-95(BK/GR/SR/WH) = COLOR PAINTS
 OPT-PC-B = BUTTON PHOTOCELL
 OPT-TRS-T20 = TAMPER RESISTANT SCREW
 GPC-GBF-KIT = ONE-SIDE FROSTED GLASS LENS KIT
 GPC-GSF-KIT = 4-SIDE FROSTED GLASS LENS KIT
 GPC-PCLC = CLEAR PC LENS - NEEDS PRO INSTALLATION
 GPC-PCLF = FROSTED PC LENS - NEEDS PRO INSTALLATION

SENSOR AND REMOTE CONTROL OPTIONS



WEC-3RC



WEC-3PR-72-TLB-WH



WEC-3PR-72-MR-BK
 WEC-3PR-72-MBT-BK

