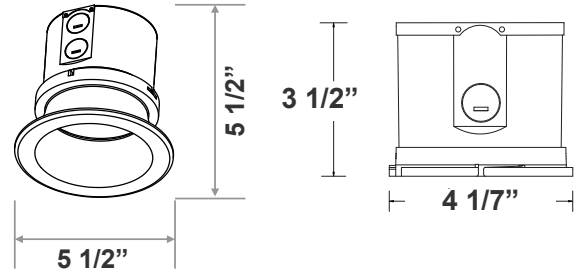


CRLC SERIES COMMERCIAL INDOOR LIGHTING

CRLC4-15W-MCT-D
CRLC4-15W-MCT-D-WH
4" LED COMMERCIAL RECESSED LIGHT

Customer Name: _____
Project Name: _____
Note: _____ | Type: _____



Ideal for hotel, offices, retail outlets, restaurant, parking garages, conference room, education facilities and more.

7"(L) X 5 1/2" (D)

Features

- 4" Haze & White Finish TRIM
- MCT: The switch is on the light engine
- Mounting Options: Recessed
- 5-Year Warranty
- Lifespan: 50,000 hrs.

Technical Specifications

Electrical:

- Voltage: 120-277VAC 50/60Hz
- Wattage: 15W
- Power factor: >0.90
- Efficacy: 85 LPW

Mechanical:

- 4" Haze & White Finish TRIM
- Mounting Options: Recessed
- Temperature Rating: Designed to operate in temperatures 113°F
- IC-Rated
- Suitable for Damp Locations
- 5-Year Warranty

Lighting:

- MCT: The switch is on the light engine
- Dimming: 0~10V Dimmable
- Total lumens: 1275LM
- Color temperature: 3000K/4000K/5000K
- Color rendering index: >80
- Lifespan: 50,000 hrs.

Applications:

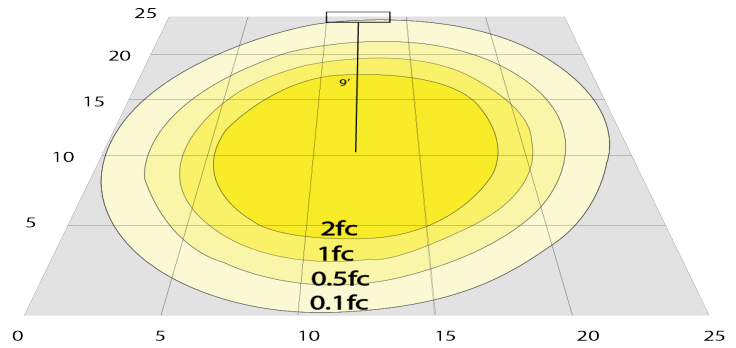
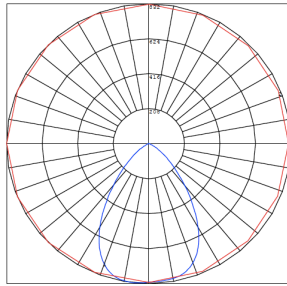
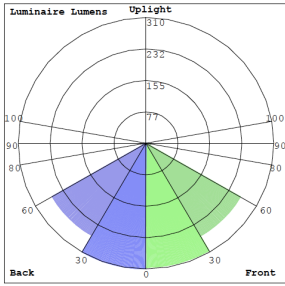
- Ideal for hotel, offices, retail outlets, restaurant, parking garages, conference room, education facilities and more.

Other Models:

- 20W | 1720LM | CRLC4-20W-MCT-D
- 20W | 1720LM | CRLC4-20W-MCT-D-WH



Photometrics: CRLC4-15W-MCT-D



BUG Rating: B1-U1-G0

15W 5000K, Area 25" x 25" Mounting Height: 9'

Other Views:

Hazel



CRLC-EGN-15W-MCT-D

+



CRLC-TRM-4

=



CRLC4-15W-MCT-D

White



CRLC-EGN-15W-MCT-D

+



CRLC-TRM-4-WH

=



CRLC4-15W-MCT-D-WH

Performance Table: CRLC4-15W-MCT-D

MODEL NO.	Wattage	Voltage	Lumens	Color Temp.	BUG Rating	LPW
CRLC4-15W-MCT-D	15W	120-277V	1275LM	3000K	B1-U1-G0	85
CRLC4-15W-MCT-D-WH				4000K 5000K		

Sample Ordering

Model **Watt** **Dimming** **Housing**
 - - - -

Blank
WH = WHITE


Accessory:

Blank = No Option For Accessories
 CRLE-RI-UNV = SNAP-IN COMM. RECESSED LIGHT UNIVERSAL ROUGH-IN PLATE

Factory-Installed Option:

Blank = No Option For Accessories
 OPT-EM-HB1EXT = EXTERNAL EMERGENCY BACK UP BATTERY

Accessory:



CRLE-RI-UNV

Factory-Installed Option:



OPT-EM-HB1EXT
 EXTERNAL EMERGENCY
 BACK UP BATTERY

