

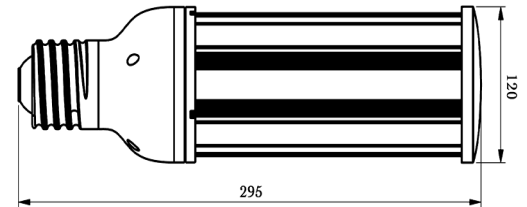


DIMENSIONS:

11-1/2" (L) x 4-3/4" (D)



E39-REDUCER



CL-EZ2-100W-30K-HL CL-EZ2-100W-50K-HL

LED CORN LAMPS E2Z SERIES

Ideal for retrofitting existing HID highbay, shoebox, flood light or wall pack fixtures.

ELECTRICAL SPECIFICATIONS:

- Input Wattage: 100W
- Input Voltage: 120-277VAC
- Power factor: >0.9
- Efficacy: 122LM/W

CERTIFICATIONS: UL



MODEL	WATTS	VOLTAGE	LUMENS	COLOR TEMP
CL-EZ2-100W-30K-HL	100W	120~277V AC	12280LM	3000K
CL-EZ2-100W-50K-HL	100W	120~277V AC	122900LM	5000K

MODEL	DESCRIPTION
E39-REDUCER	REDUCES E39 BULB TO BE USED IN E26 SOCKET

LIGHTING SPECIFICATIONS:

- LED type/brand: Samsung LED chip with Epistar
- Total lumens: 12280LM/12290LM
- Lamp base: E39 Mogul
- Operating temperature: 4°F ~ 104°F
- Color temperature: 3000K/5000K
- Color rendering index: >80
- Beam angle: 360°

WARRANTY: 5 years



CL-EZ2-100W-30K-HL CL-EZ2-100W-50K-HL

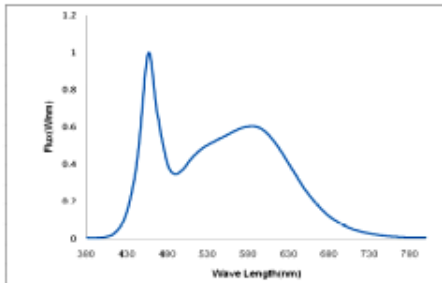
LED CORN LAMPS E22 SERIES

PHOTOMETRICS CHART:

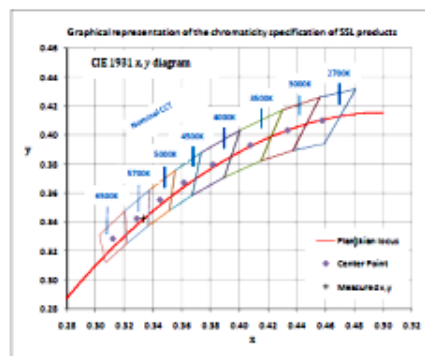
MODEL	WATTS	VOLTAGE	LUMENS	COLOR TEMP
CL-EZ2-100W-30K-HL	100W	120~277V AC	12280LM	3000K
CL-EZ2-100W-50K-HL	100W	120~277V AC	122900LM	5000K

MODEL	DESCRIPTION
E39-REDUCER	REDUCES E39 BULB TO BE USED IN E26 SOCKET

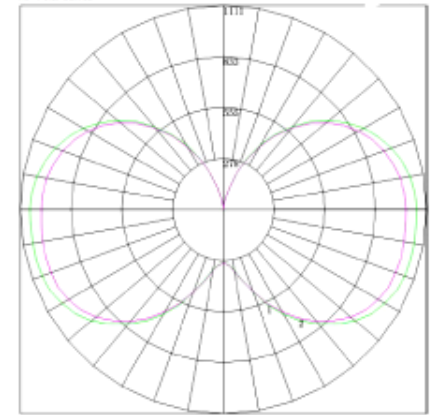
4.1 Spectral Distribution



4.2 ANSI Chromaticity Quadrangles Diagram



4.5 Polar Curves



Maximum Candela = 1110.70 Located At Horizontal Angle = 75, Vertical Angle = 80
1 - Vertical Plane Through Horizontal Angles (0 - 180)
2 - Vertical Plane Through Horizontal Angles (90 - 270)

INSTALLATION DIAGRAM:

