

CL-EHL SERIES Industrial Lighting

CL-EHL-36-54W-MCTP-E39

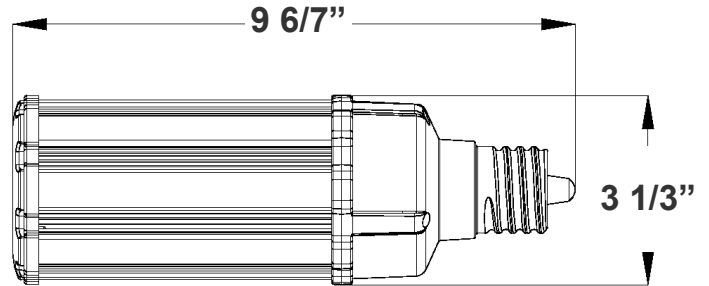


Customer Name: _____

Project Name: _____

Note: _____

Type: _____



9 6/7"(H) x 3 1/3"(W)

LED Corn Lamp suitable for supermarkets, warehouses, garages, home, offices, hotels, hospitals, schools, high bay retrofitting

Features

- E39 Mogul Base
- 5-Year Warranty
- 50,000 Hours Rated Life
- Housing: PC + Aluminum
- Multi CCT & Power (Selectable Switches On the Bottom of The Lamp)

Technical Specifications

Electrical:

- Voltage: 120-277V AC 50/60Hz
- Wattage: 36W/45W/54W
- Power Factor: >0.9
- THD: ≤20%
- AC Direct / Bypass Existing Ballast
- Efficacy: 140/150/155LPW

Mechanical:

- Housing: PC + Aluminum
- E39 Mogul Base
- Suitable for Use in Enclosed Luminaires, min. Lamp Compartment Dimensions: 16.5" x 8.26" x 8.26"
- Operating Temp: -104°F to 122°F
- Suitable for Damp Location

Lighting:

- Multi CCT & Power (Selectable Switches On the Bottom of The Lamp)
- LED SMD type: Edison 2835
- Total Lumens: 7560LM/8100LM/8370LM
- Color Temperatures: 3000K/4000K/5000K
- Color Rendering Index: CRI ≥ 80
- Beam Angle: 280°

Applications:

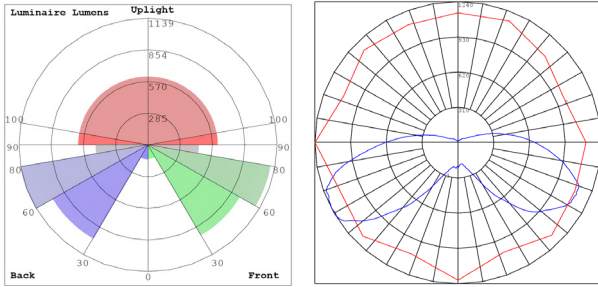
- LED Corn Lamp suitable for supermarkets, warehouses, garages, home, offices, hotels, hospitals, schools, highbay retrofitting

Other Models:

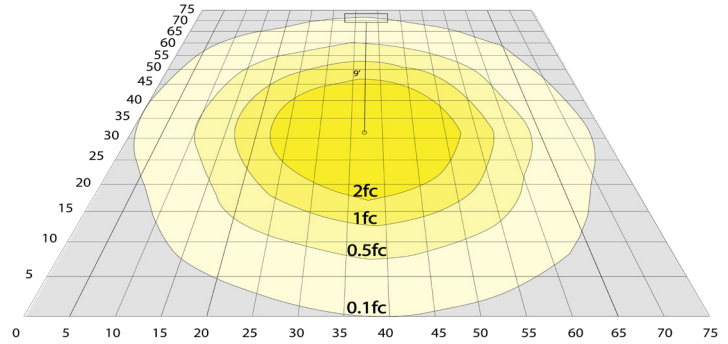
- 27W | 4050 LMLM | CL-EHL-12-27W-MCTP-E26
- 120W | 18000LM | CL-EHL-80-120W-MCTP-E39



Photometrics: CL-EHL-36-54W-MCTP-E39



BUD Rating: B3-U4-G3



54W, 5000K Area 75'x 75' Mounting Height: 9'

Other Views:



Side View



Front View



Back View

Performance Table: CL-EHL-36-54W-MCTP-E39

| MODEL NO. | Wattage | Voltage | Lumens | Color Temp. | BUG Rating | LPW |
|------------------------|---------|----------|--------|-------------|------------|-----|
| CL-EHL-36-54W-MCTP-E39 | 36W | 120~277V | 7560 | 3000K | B1-U4-G3 | 140 |
| | 45W | | 8100 | 4000K | | 150 |
| | 54W | | 8370 | 5000K | | 155 |

Sample Ordering

Model Style Wattage Wattage Color Temp. Base

CL - EHL - 36 - 54W - MCTP - E39

Accessory:

Blank = No Option For Accessories
 E39-REDUCER = REDUCES E39 BULB TO BE USED IN E26 SOCKET

ACCESSORY:



E39-REDUCER

Example:

- 1. CL-EHL-36-54W-MCTP-E39 (FOR CL EHL 54W MCTP FIXTURE 120-277V)
- 2. CL-EHL-36-54W-MCTP-E39 (FOR CL EHL 54W MCTP FIXTURE 120-277V)
 E39-REDUCER (REDUCES E39 BULB TO BE USED IN E26 SOCKET)

