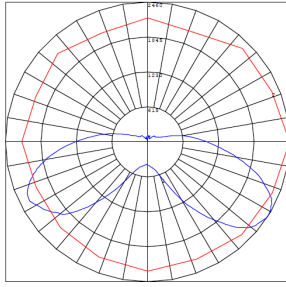
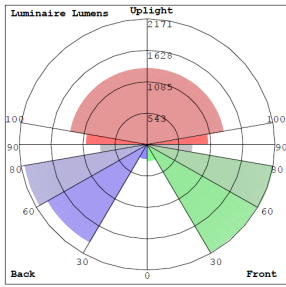
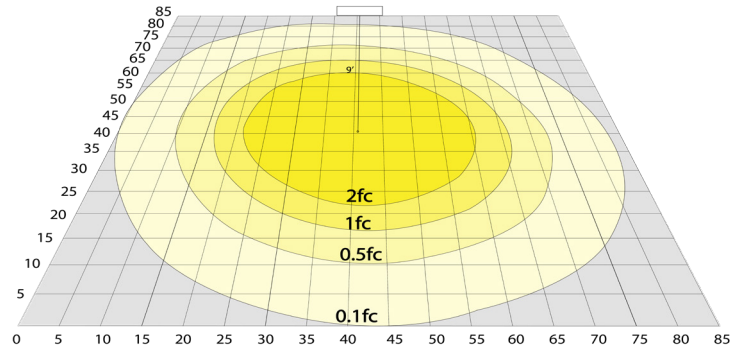




## Photometrics: CL-EHL-120W-E39




BUG Rating: B3-U5-G5



100W, 5000K Area 80'x 80' Mounting Height: 9'

## Other Views:



Side View



Front View

## Performance Table: CL-EHL-120W-E39

MODEL NO.	Wattage	Voltage	Lumens	Color Temp.	BUG Rating	LPW
CL-EHL-120W-30K-E39	120W	120~277V	15600	3000K	B3-U5-G5	130
CL-EHL-120W-50K-E39	120W	120~277V	17400	5000K	B3-U5-G5	145

## Sample Ordering

Model Style Wattage Color Temp. Base

CL - EHL - 120W -  - E39

30K = 3000K  
50K = 5000K

## Accessory:

Blank = No Option For Accessories

E39-REDUCER = REDUCES E39 BULB TO BE USED IN E26 SOCKET

## ACCESSORY:



E39-REDUCER

## Example:

1. CL-EHL-120W-30K-E39 (FOR CL EHL 120W 30K FIXTURE 120-277V)
2. CL-EHL-120W-30K-E39 E39-REDUCER (FOR CL EHL 120W 30K FIXTURE 120-277V)  
(REDUCES E39 BULB TO BE USED IN E26 SOCKET)

