

E39  
Mogul base



Samsung  
LM561B

Rubycon

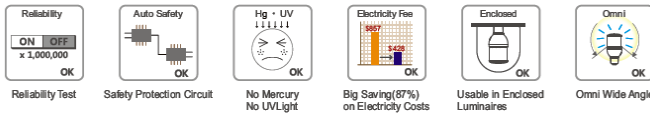
E26

JAE Connector

**DIMENSIONS:**



12" (H) x 5-3/4" (Dia)



**CL-120W-30K**  
**CL-120W-50K**

**Corn Lamps**

Ideal for retrofitting existing HID highbay, shoebox, flood light, or wall pack fixtures. The lamps can be used in enclosed luminaires.

MODEL NO	WATTAGE	LUMENS	VOLTAGE	COLOR TEMP
CL-120W-30K	120W	12000	120-277V AC	3000K
CL-120W-50K	120W	12600	120-277V AC	5000K

**ELECTRICAL SPECIFICATIONS:**

- Voltage: AC120~277V 50~60Hz
- Wattage: LED consumption: 120W
- Other wattages available: 18W, 36W, 54W
- Power factor: >0.9

**LIGHTING SPECIFICATIONS:**

- LED type: Samsung LED chips with Rubycon driver
- LED chips quantity: 56 LEDs 0.3W
- Total lumens: 30K 12000/ 50K 12600
- Color temperature: 30K 3000K/ 50K 5000K
- Color rendering index: 84
- Beam angle: 360°

**OTHERS:**

- Net weight: 3.8lbs / 1690g
- Gross weight per CTN: 18.5lbs / 8.4kg

**HOUSING SPECIFICATIONS:**

- Lamp base: E26 medium base for CL-54W
- E39 mogul base for CL-120W
- Wet locations: IP65 weatherproof
- Operating temperature: -20~+50 °C
- Storage temperature: -40~+80

**WARRANTY:**

- 5 years
- 50,000-hour design life

**CERTIFICATIONS:**

- Certifications: UL/cUL



**CL-120W-30K**  
**CL-120W-50K**

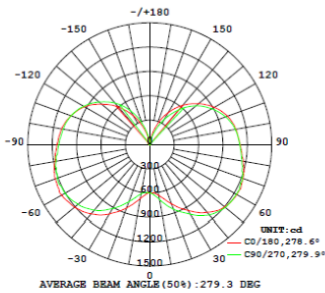
**Corn Lamps**

MODEL NO	WATTAGE	LUMENS	VOLTAGE	COLOR TEMP
CL-120W-30K	120W	12000	120-277V AC	3000K
CL-120W-50K	120W	12600	120-277V AC	5000K

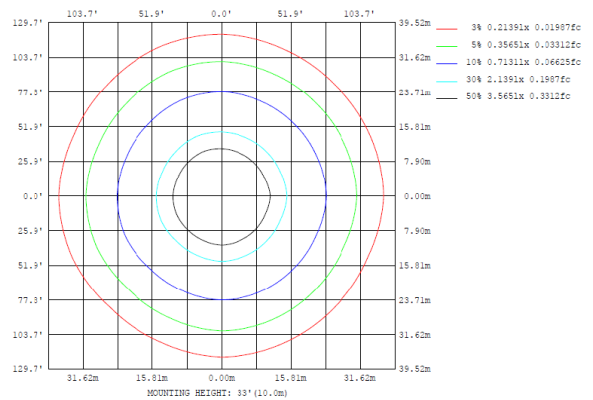


**PHOTOMETRICS:**

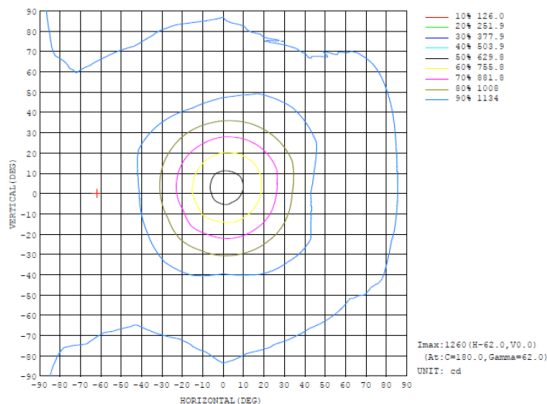
Luminous emittance



Isolux diagram



Isocandela diagram



Planar illuminance curve

