

# CGL SERIES

OUTDOOR LIGHTING

**WESTGATE**  
THE FUTURE IS HERE...AND IT'S QUITE BRIGHT!

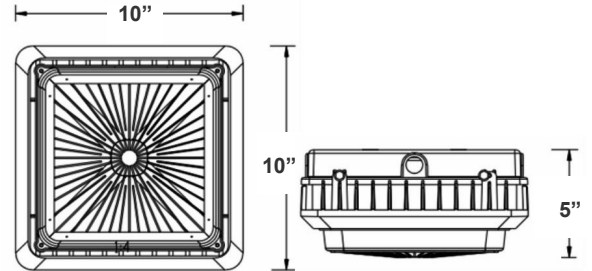
CGL-100W-50K-D  
CGL-100W-40K-D

Customer Name: \_\_\_\_\_

Project Name: \_\_\_\_\_

Note: \_\_\_\_\_

Type: \_\_\_\_\_



Ideal for indoor parking lot, commercial buildings, schools, warehouse, retail centers, apartment, complexes.

10"(L) x 10"(W) x 5"(H)

## Features

- Housing: Die-cast aluminum with prismatic polycarbonate lens redesigned for LED
- Factory- Installed Options: Battery Backup, Motion Sensor
- 7-year warranty

## Technical Specifications

### Electrical:

- Input Wattage: 100W
- Input Current: 0.6A MAX
- Input Voltage: 120-277VAC 50/60Hz
- Power factor: >0.90
- LPW: 130

### Mechanical:

- Die-cast Aluminum
- Four 1/2" threaded hubs located on four sides of the housing
- Prismatic polycarbonate lens
- Lifespan: 70000 Hrs
- Operating temperature: -40°F ~ 131°F
- IP rating: IP65, Wet Locations

### Lighting:

- Dimming: 0~10V dimmable
- LED type/ Brand: SMD 3030/ Philips Lumileds LEDs
- Total lumens: 13000LM
- Color temperature: 4000K/ 5000K
- Color rendering index: >80
- Beam angle: 150°
- Lifespan: 70000 Hrs

### Applications:

- Indoor Parking
- Commercial Buildings
- School
- Warehouses
- Complexes
- Apartment
- Garage

### Other Models:

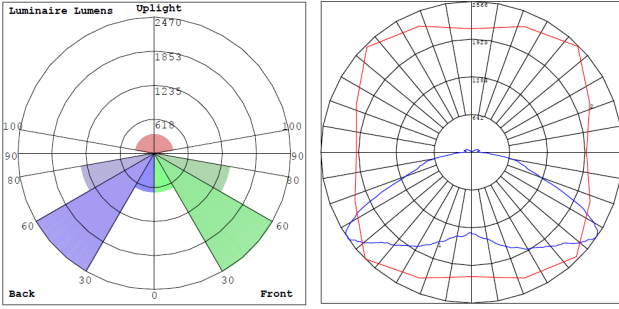
- 40W | 5200LM | CGL-40W-40K-D
- 40W | 5200LM | CGL-40W-50K-D
- 55W | 5200LM | CGL-55W-40K-D
- 55W | 5200LM | CGL-55W-50K-D
- 75W | 9700LM | CGL-75W-40K-D
- 75W | 9700LM | CGL-75W-50K-D



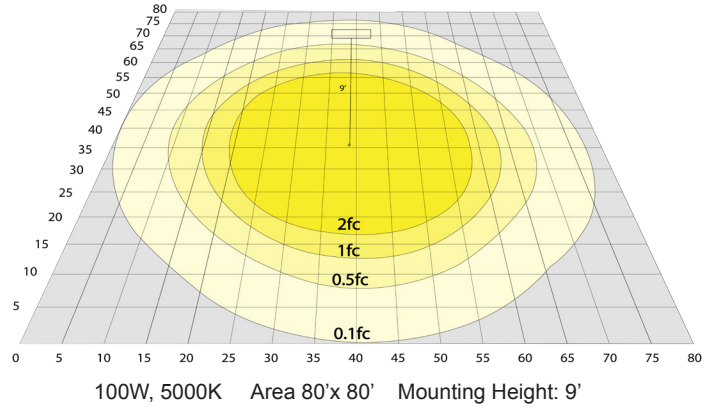
Phone: (877) 805-2252 | Fax: (877) 805-2252  
www.westgatemfg.com



## Photometrics: CGL-100W-D



BUD Rating: B3-U3-G3



## Other Views:



Side View



Front View



Back View

## Performance Table: CGL-100W-D

MODEL NO.	Wattage	Voltage	Lumens	Color Temp.	BUG Rating	LPW
CGL-100W-40K-D	100W	120~277V	13000LM	4000K	B3-U3-G3	130
CGL-100W-50K-D	100W	120~277V	13000LM	5000K	B3-U3-G3	130

## Sample Ordering

Model Wattage Color Temp. Dimming

CGL - 100W -  - D

50K = 5000K  
40K = 4000K

## Accessories

Blank = No Option For Factory-Installead  
CGL-FL2 = FROSTED REPLACEMENT LENS  
WEC-3RC= REMOTE CONTROL FOR THE MOTION SENSOR

## Factory Installed Options

Blank = No Option For Factory-Installead  
OPT-EM-OD2INT = INTERNAL EMERGENCY BACKUP BATTERY  
OPT-SEN-2MDR-36= PROGRAMMABLE MICROWAVE BI-LEVEL SENSOR  
OPT-CLR-95(BK/GR/SR/WH) = COLOR PAINTS  
OPT-PC-B = BUTTON PHOTOCELL  
OPT-TRS-T20= TAMPER RESISTANT SCREW  
GPC-GBF-KIT = ONE-SIDE FROSTED GLASS LENS KIT  
GPC-GSF-KIT = 4-SIDE FROSTED GLASS LENS KIT  
GPC-PCLC = CLEAR PC LENS - NEEDS PRO INSTALLATION  
GPC-PCLF = FROSTED PC LENS - NEEDS PRO INSTALLATION

## SENSOR AND REMOTE CONTROL OPTIONS



OPT-EM-OD2INT



WEC-3RC

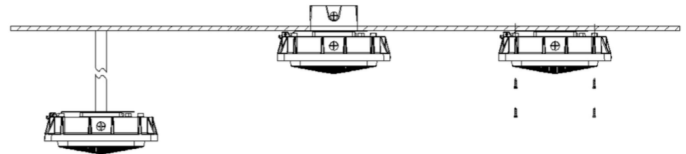


OPT-PC-B



OPT-SEN-2MDR-36

## MOUNTING OPTIONS



## Example:

1. CGL-100W-50K-D

(CGL 100W 5000K fixture 120V-277V)

2. CGL-100W-50K-D  
WEC-3RC

(CGL 100W 5000K fixture 120V-277V)  
(Remote Control)

**WESTGATE**

Phone: (877) 805-2252 | Fax: (877) 805-2252  
www.westgatemfg.com

