

CCL SERIES Commercial Lighting


CCL-2FT-MCT5-DD
CCL-2FT-MCT5-DD-BK
MODERN SURFACE CEILING LIGHT - DUAL DIM

MCT Multi Color Temperature (Selectable)

Customer Name: _____

Project Name: _____

Note: _____ | Type: _____



7 7/8"(L) x 23 3/4"(W) x 2 3/8"(H)

Sleek and contemporary, this surface-mounted ceiling light features dual dimming functionality for customizable ambiance. Perfect for modern interiors seeking style and flexibility.

Features

- Housing: Die-formed Cold Rolled Steel With Powder Coated
- Installation: Ceiling-Mounted
- Lens: Polycarbonate Lens
- MCT: Multi Color Temperature (Selectable Switch Inside Fixture)

Technical Specifications

Electrical:

- Voltage: 120-277V AC 60Hz
- Wattage: 18W/24W/30W
- Power Factor: >0.99
- Efficacy: 100 LPW

Mechanical:

- White and Black Finish
- Housing: Die-formed Cold Rolled Steel With Powder Coated
- Installation: Ceiling-Mounted
- Operating temperature: -22°F~104°F
- 5-Year Warranty

Lighting:

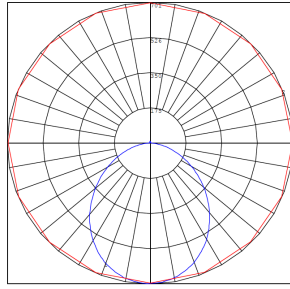
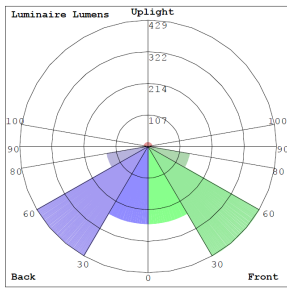
- Dimming: (Dual Function) Triac Dimmable at 120V & 0-10V Dimming at 120-277V
- Lens: Polycarbonate Lens
- Total Lumens: 3000LM Max
- Color Temperatures: 2700K/3000K/3500K/4000K/5000K
- Multi-CCT (Selectable switch inside fixture)
- Color Rendering Index: CRI ≥ 82
- Life Span: 50,000 hrs.

Applications:

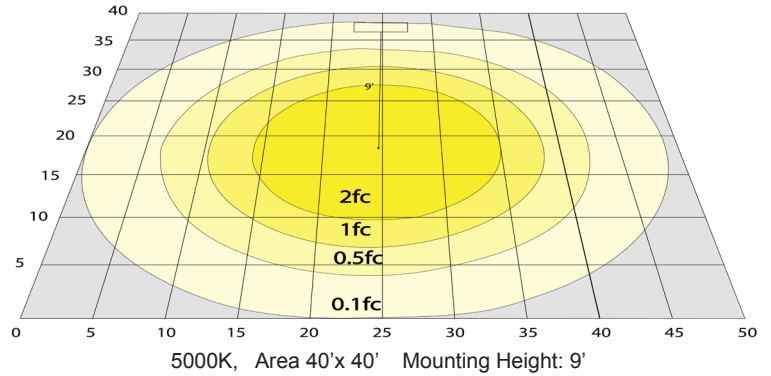
- Ideal for a Variety of Industrial, Commercial and Residential Applications.



Photometrics: CCL-2FT-MCT5-DD



BUD Rating: B1-U2-G1



Performance Table: CCL-2FT-MCT5-DD

MODEL NO.	Wattage	Voltage	Lumens	Color Temp.	BUG Rating	LPW
CCL-2FT-MCT5-DD CCL-2FT-MCT5-DD-BK	18W 24W 30W	120~277V	1800LM 2400LM 3000LM	2700K 3000K 3500K 4000K 5000K	B1-U3-G1	80

Sample Ordering

Model Size Color Temp. Dimming Finish

CCL - 2FT - MCT5 - DD -

Blank = White
BK = Black

Factory-Installed Options:

Blank = No Option For Accessories
 OPT-EM-CCL = BACK UP BATTERY
 OPT-2P-58 = PIR SENSOR Not remote capable)
 OPT-SEN-2MDR-36 = PROGRAMMABLE MICROWAVE BI-LEVEL
 WEC-3RC = REMOTE CONTROL FOR MOTION SENSOR

FACTORY-INSTALLED OPTIONS:



OPT-EM-CCL



OPT-SEN-2MDR-36



WEC-3RC

