

# BOL SERIES Outdoor Lighting

BOL-608RD-16-MCTP-BK  
BOL-608RD-16-MCTP-BR  
ROUND BOLLARD OPEN DESIGN, POWER AND CCT ADJUSTABLE,  
4-1/3"

**MCTP** Multi Color Temperature & Multi Power/Wattage (Selectable)

Customer Name: \_\_\_\_\_

Project Name: \_\_\_\_\_

Note: \_\_\_\_\_

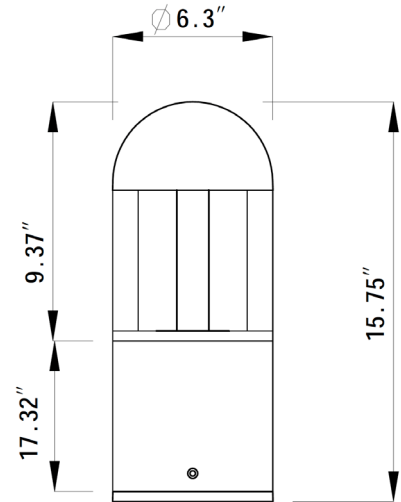
Type: \_\_\_\_\_



Avail Finishes:



Bollards are designed for walkways, entrance ways, drives and other small-area lighting applications where low mounting heights are desirable



15.75"(H) x 6.3"(W)

## Features

- Corrosion Resistant Aluminum for Exterior
- Samsung 2835 LED Chips
- Wattage & CCT Selectable Switches inside fixture
- 7-Year Warranty

## Technical Specifications

### Electrical:

- Voltage: 120-277V AC
- Wattage: 10W/18W/25W
- Power Factor: >0.9
- Efficacy: 100LM/W

### Mechanical:

- Corrosion Resistant Aluminum for Exterior
- Mounting Accessories & Anchor Bolts Included (7-1/2" long)
- Operating Temperature: -40°F to 122°F
- IP Rating: IP65, Wet Locations
- 7 Years Warranty

### Lighting:

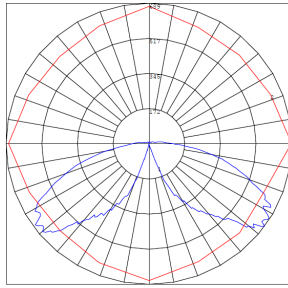
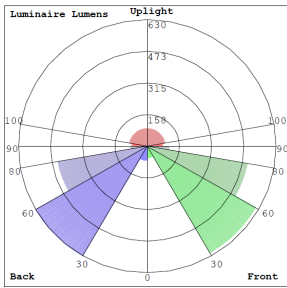
- Wattage & CCT Selectable Switches inside fixture
- Lumens: 2500LM Max.
- Color Temperatures: 3000K/4000K/5000K
- Color Rendering Index: CRI ≥ 80
- Beam Angle : 360°
- Lifespan: 70000 Hours

### Applications:

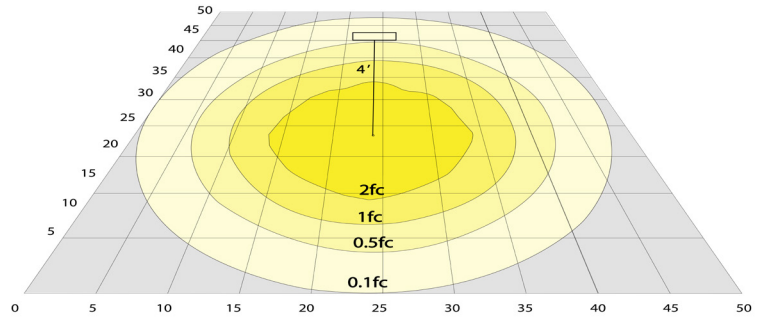
- Bollards are designed for walkways, entrance ways, drives and other small-area lighting applications where low mounting heights are desirable



## Photometrics: BOL-608RD-16-MCTP



BUD Rating: B1-U3-G2



Area 75'x 65' Mounting Height: 4'

## Performance Table: BOL-608RD-16-MCTP

MODEL NO.	Wattage	Voltage	Lumens	Color Temp.	BUG Rating	LPW
BOL-608RD-16-MCTP-BK	10W	120~277V	500LM	3000K	B1-U3-G2	100
BOL-608RD-16-MCTP-BR	18W		1800LM	4000K		
	25W		2500LM	5000K		

## Sample Ordering

-  -  -  -

BK= BLACK  
BR= Bronze

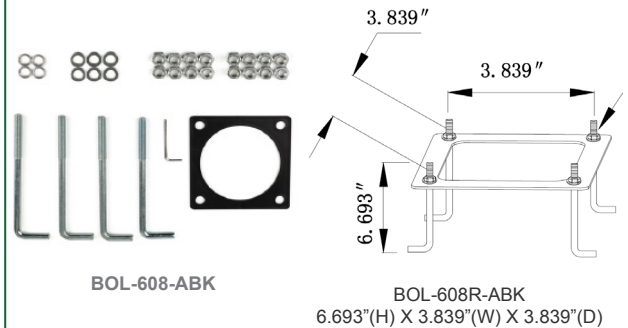
### Accessories:

Blank = No Option For Accessories  
BOL-608R-ABK = Bollard Round Replacement Anchor

### Factory-Installed Options:

Blank = No Option For Accessories  
OPT-EM-OD1INT = Emergency Backup Internal Battery, Back Box  
OPT-CRL-95(BK/GR/SR/WH) = Paint  
OPT-SEN-WMC = Microwave Bi-Level Sensor

### ACCESSORIES:



### FACTORY-INSTALLED OPTION:




**COLOR CHART:** \* Choose from one of our Premium Colors with no set-up fee.

**Gloss:**



**Hammer:**



**Texture:**



**Vein:**

