

# BOL SERIES Outdoor Lighting

BOL-608-26-S-MCTP-BK  
BOL-608-26-S-MCTP-BR  
BOLLARD SYSTEM

**MCTP** Multi Color Temperature & Multi Power/Wattage (Selectable)

Customer Name: \_\_\_\_\_

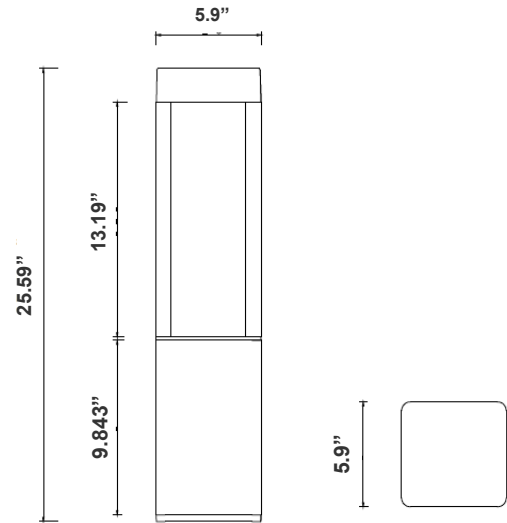
Project Name: \_\_\_\_\_

Note: \_\_\_\_\_

Type: \_\_\_\_\_



Avail Finishes:



25.59"(H) x 5.9"(W) x 5.9"(D)

Bollards are designed for walkways, entrance ways, drives and other small-area lighting applications where low mounting heights are desirable

## Features

- Corrosion Resistant Aluminum for Exterior
- Samsung 2835 LED Chips
- Wattage & CCT Selectable Switches inside fixture
- 7-Year Warranty

## Technical Specifications

### Electrical:

- Voltage: 120-277V AC
- Wattage: 10W/18W/25W
- Power Factor: >0.9
- Efficacy: 55LM/W

### Mechanical:

- Corrosion Resistant Aluminum for Exterior
- Mounting Accessories & Anchor Bolts Included (7-1/2" long)
- Operating Temperature: -40°F to 113°F
- 7 Years Warranty
- IP Rating: IP65, Wet Locations

### Lighting:

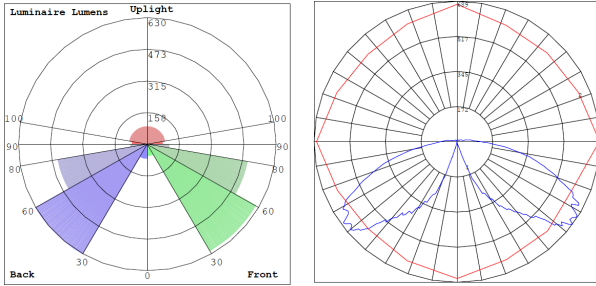
- Wattage & CCT Selectable Switches inside fixture
- Lumens: 1375LM Max.
- Color Temperatures: 3000K/4000K/5000K
- Color Rendering Index: CRI ≥ 80
- Beam Angle : 270°
- Lifespan: 70000 Hours

### Applications:

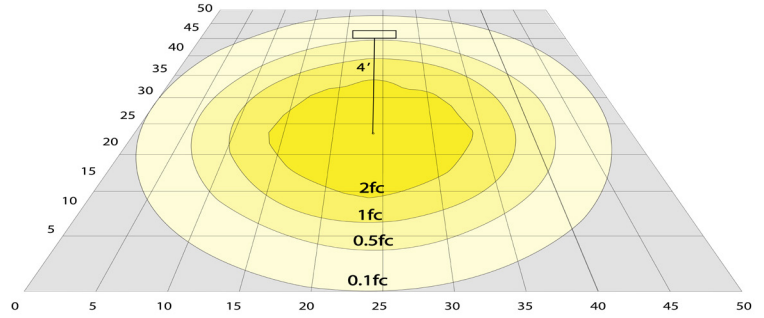
- Bollards are designed for walkways, entrance ways, drives and other small-area lighting applications where low mounting heights are desirable



**Photometrics:** BOL-608-26-S-MCTP



BUD Rating: B1-U3-G2



Area 75'x 65' Mounting Height: 4'

**Performance Table:** BOL-608-26-S-MCTP

MODEL NO.	Wattage	Voltage	Lumens	Color Temp.	BUG Rating	LPW
BOL-608-26-S-MCTP-BK BOL-608-26-S-MCTP-BR	10W 18W 25W	120~277V	550LM 990LM 1375LM	3000K 4000K 5000K	B1-U3-G2	55

**Sample Ordering**

-  -  -  -  -

BK= BLACK  
GY= GRAY

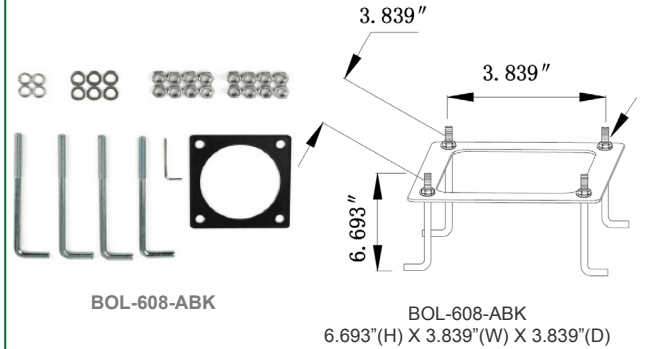
**Accessories:**

Blank = No Option For Accessories  
BOL-608-ABK = Bollard Round Replacement Anchor

**Factory-Installed Options:**

Blank = No Option For Accessories  
OPT-EM-OD1INT = Emergency Backup Internal Battery, Back Box  
OPT-CRL-95(BK/GR/SR/WH) = Paint  
OPT-SEN-WMC = Microwave Bi-Level Sensor

**ACCESSORIES:**



**FACTORY-INSTALLED OPTION:**



**COLOR CHART:** \* Choose from one of our Premium Colors with no set-up fee.

**Gloss:**



SILVER METALLIC  
70 GLOSS  
T357-GR105



SILVER METALLIC  
30 GLOSS  
T353-GR06



DARK RED 90  
GLOSS  
P009-RD02



INTERNATIONAL  
ORANGE 90  
GLOSS  
T009-OG26



SAFETY ORANGE  
90 GLOSS  
T009-OG01



YELLOW 90  
GLOSS  
T009-YL14



YELLOW 90  
GLOSS  
T009-YL01



TRAFFIC GREEN  
70 GLOSS  
T007-GN16



GREEN 70 GLOSS  
T007-GN13



GREEN 60 GLOSS  
C006-GN03



BLUE 90 GLOSS  
T009-BL01



DARK BLUE 80  
GLOSS  
T008-BL20



RAL 8028 TERRA  
BROWN 90 GLOSS  
C209-BR358

**Hammer:**




WHITE HAMMER  
T013-WH09



BEIGE HAMMER  
T013-BG38




GREY HAMMER  
C013-GR08




SILVER  
HAMMERTONE  
T064-GR05




BLACK HAMMER  
T013-BK62




RED HAMMER  
T013-RD15



GREEN HAMMER  
T013-GN220



BLUE HAMMER  
T013-BL468



BRONZE HAMMER  
T012-BR161

**Texture:**



WHITE TEXTURE  
C031-WH120



FLINT GRAY  
TEXTURE  
T243-GR522



BLACK TEXTURE  
C241-BK109



RED TEXTURE  
T241-RD129



BLUE TEXTURE  
C241-BL544




OIL RUBBED  
BRONZE TEXTURE  
T291-BR251

**Vein:**



BLACK/WHITE  
VEIN  
T075-WH34



SILVER VEIN  
T375-BK26



COPPER VEIN  
EXTERIOR  
T075-BK211



GOLD VEIN  
T375-BK10



COPPER VEIN  
T375-BK07

