

# BOL SERIES Outdoor Lighting


BOL-42-R-C-F-MCTP-BR

42" Round Bollard

**MCTP** Multi Color Temperature & Multi Power/Wattage (Selectable)



Avail Finish:




Bollards are designed for walkways, entrance ways, drives and other small-area lighting applications where low mounting heights are desirable

Customer Name: \_\_\_\_\_

Project Name: \_\_\_\_\_

Note: \_\_\_\_\_

Type: \_\_\_\_\_



42"(H) x 6 1/3"(W)

## Features

- Corrosion Resistant Aluminum for Exterior
- Samsung 2835 LED Chips
- Wattage & CCT Selectable Switches inside fixture
- 7-Year Warranty

## Technical Specifications

### Electrical:

- Voltage: 120-277VAC
- Wattage: 12W-16W-22W
- Power Factor: >0.9
- Efficacy: 130 LPW

### Lighting:

- Wattage & CCT Selectable Switches inside fixture
- Lumens: 2860LM Max.
- Color Temperatures: 3000K/4000K/5000K
- Color Rendering Index: CRI ≥ 70
- Beam Angle : 360°
- Lifespan: 70000 Hours

### Mechanical:

- Flat Top with Cone Reflector & Frosted Lens
- Corrosion Resistant Aluminum for Exterior
- Mounting Accessories & Anchor Bolts Included (7-1/2" long)
- Operating Temperature: -40°F to 113°F
- 7 Years Warranty
- IP Rating: IP65, Wet Locations

### Applications:

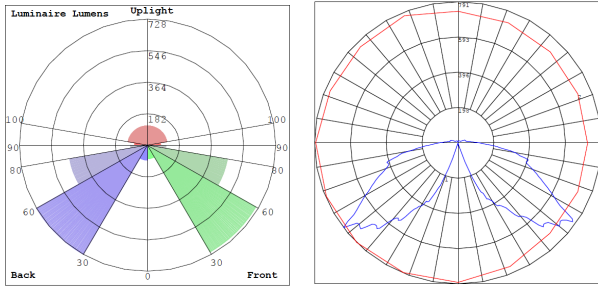
- Bollards are designed for walkways, entrance ways, drives and other small-area lighting applications where low mounting heights are desirable

### Other Models:

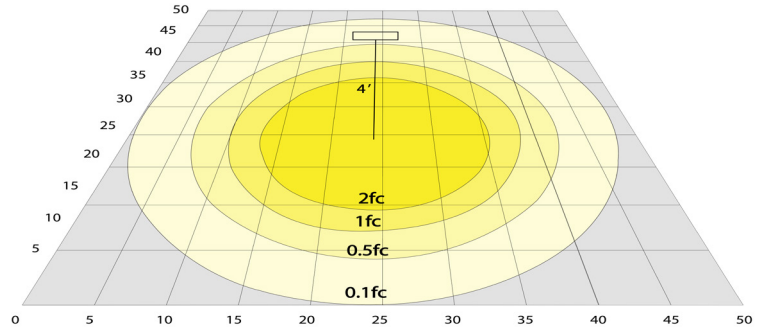
- 22W | 2860LM | BOL-42-R-C-F-MCTP-BK



## Photometrics: BOL-42-R-C-F-MCTP-BR



BUD Rating: B1-U3-G2



Area 50'x 50' Mounting Height: 4'

## Other Views:



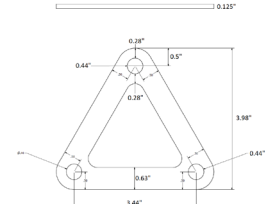
Lens View



Bottom View



Mounting accessories Included



3.98" H x 3.44" W x 0.125" D

## Performance Table: BOL-42-R-C-F-MCTP-BR

MODEL NO.	Wattage	Voltage	Lumens	Color Temp.	BUG Rating	LPW
BOL-42-R-C-F-MCTP-BR	12W	120~277V	1560LM	3000K 4000K 5000K	B1-U3-G2	130
	16W		2080LM			
	22W		2860LM			

## Sample Ordering

Model Height Top Shape Reflector Lens Type Watt/Color Temp. Housing

BOL - 42 - R - C - F - MCTP - BR

## Factory-Installed Options:

- Blank = No Option For Accessories
- OPT-EM-OD1INT=EMERGENCY BACKUP INTERNAL BATTERY, BACK BOX
- OPT-BOL-SH1=SHIELD
- OPT-PC-B=BUTTON PHOTOCELL
- OPT-CRL-95(BK/GR/SR/WH)=PAINT
- OPT-SEN-WMC=MICROWAVE BI-LEVEL SENSOR

## FACTORY-INSTALLED OPTION:



OPT-EM-OD1INT  
INTERNAL BATTERY



OPT-SEN-WMC  
MICROWAVE BI-LEVEL SENSOR



OPT-PC-B  
FOR 120V-277V PHOTOCELL



**COLOR CHART:** \* Choose from one of our Premium Colors with no set-up fee.

**Gloss:**



SILVER METALLIC  
70 GLOSS  
T357-GR105



SILVER METALLIC  
30 GLOSS  
T353-GR06



DARK RED 90  
GLOSS  
P009-RD02



INTERNATIONAL  
ORANGE 90  
GLOSS  
T009-OG26




SAFETY ORANGE  
90 GLOSS  
T009-OG01



YELLOW 90  
GLOSS  
T009-YL14



YELLOW 90  
GLOSS  
T009-YL01



TRAFFIC GREEN  
70 GLOSS  
T007-GN16



GREEN 70 GLOSS  
T007-GN13



GREEN 60 GLOSS  
C006-GN03



BLUE 90 GLOSS  
T009-BL01



DARK BLUE 80  
GLOSS  
T008-BL20



RAL 8028 TERRA  
BROWN 90 GLOSS  
C209-BR358

**Hammer:**




WHITE HAMMER  
T013-WH09



BEIGE HAMMER  
T013-BG38




GREY HAMMER  
C013-GR08




SILVER  
HAMMERTONE  
T064-GR05




BLACK HAMMER  
T013-BK62




RED HAMMER  
T013-RD15



GREEN HAMMER  
T013-GN220



BLUE HAMMER  
T013-BL468



BRONZE HAMMER  
T012-BR161

**Texture:**



WHITE TEXTURE  
C031-WH120



FLINT GRAY  
TEXTURE  
T243-GR522




BLACK TEXTURE  
C241-BK109



RED TEXTURE  
T241-RD129



BLUE TEXTURE  
C241-BL544




OIL RUBBED  
BRONZE TEXTURE  
T291-BR251

**Vein:**



BLACK/WHITE  
VEIN  
T075-WH34



SILVER VEIN  
T375-BK26



COPPER VEIN  
EXTERIOR  
T075-BK211



GOLD VEIN  
T375-BK10



COPPER VEIN  
T375-BK07

